



US00D520604S

(12) **United States Design Patent**
Fritz

(10) **Patent No.:** **US D520,604 S**

(45) **Date of Patent:** **** May 9, 2006**

(54) **FAUCET ASSEMBLY**

(75) **Inventor:** **Seth A. Fritz**, Kendallville, IN (US)

(73) **Assignee:** **Masco Corporation of Indiana**,
Indianapolis, IN (US)

(**) **Term:** **14 Years**

(21) **Appl. No.:** **29/220,075**

(22) **Filed:** **Dec. 23, 2004**

(51) **LOC (8) Cl.** **23-01**

(52) **U.S. Cl.** **D23/241; D23/242**

(58) **Field of Classification Search** **D23/238-257;**
4/675-678; 137/801

See application file for complete search history.

(56) **References Cited**

U.S. PATENT DOCUMENTS

D285,597 S	*	9/1986	Miller et al.	D23/242
D293,362 S	*	12/1987	Hill et al.	D23/241
D318,901 S	*	8/1991	Rodstein	D23/242
D318,906 S	*	8/1991	Spangler	D23/255
D349,331 S	*	8/1994	Bollenbacher	D23/257
D373,179 S	*	8/1996	Sieger	D23/241
D444,853 S	*	7/2001	Lord	D23/252
D463,013 S	*	9/2002	Green et al.	D23/255
D466,590 S	*	12/2002	Otero et al.	D23/242

D472,308 S	*	3/2003	Hundley	D23/255
D476,398 S	*	6/2003	Ouyoung	D23/252
D482,757 S	*	11/2003	Blomstrom	D23/252
D488,542 S	*	4/2004	Spiegelberg et al.	D23/255

* cited by examiner

Primary Examiner—Louis S. Zarfes

Assistant Examiner—Gregory Andoll

(74) *Attorney, Agent, or Firm*—Kwadjo Adusei-Poku;
Lloyd D. Doigan

(57) **CLAIM**

The ornamental design for a faucet assembly, as shown and described.

DESCRIPTION

FIG. 1 is a front perspective view of a faucet assembly showing my design;

FIG. 2 is a front elevational view thereof;

FIG. 3 is a rear elevational view thereof;

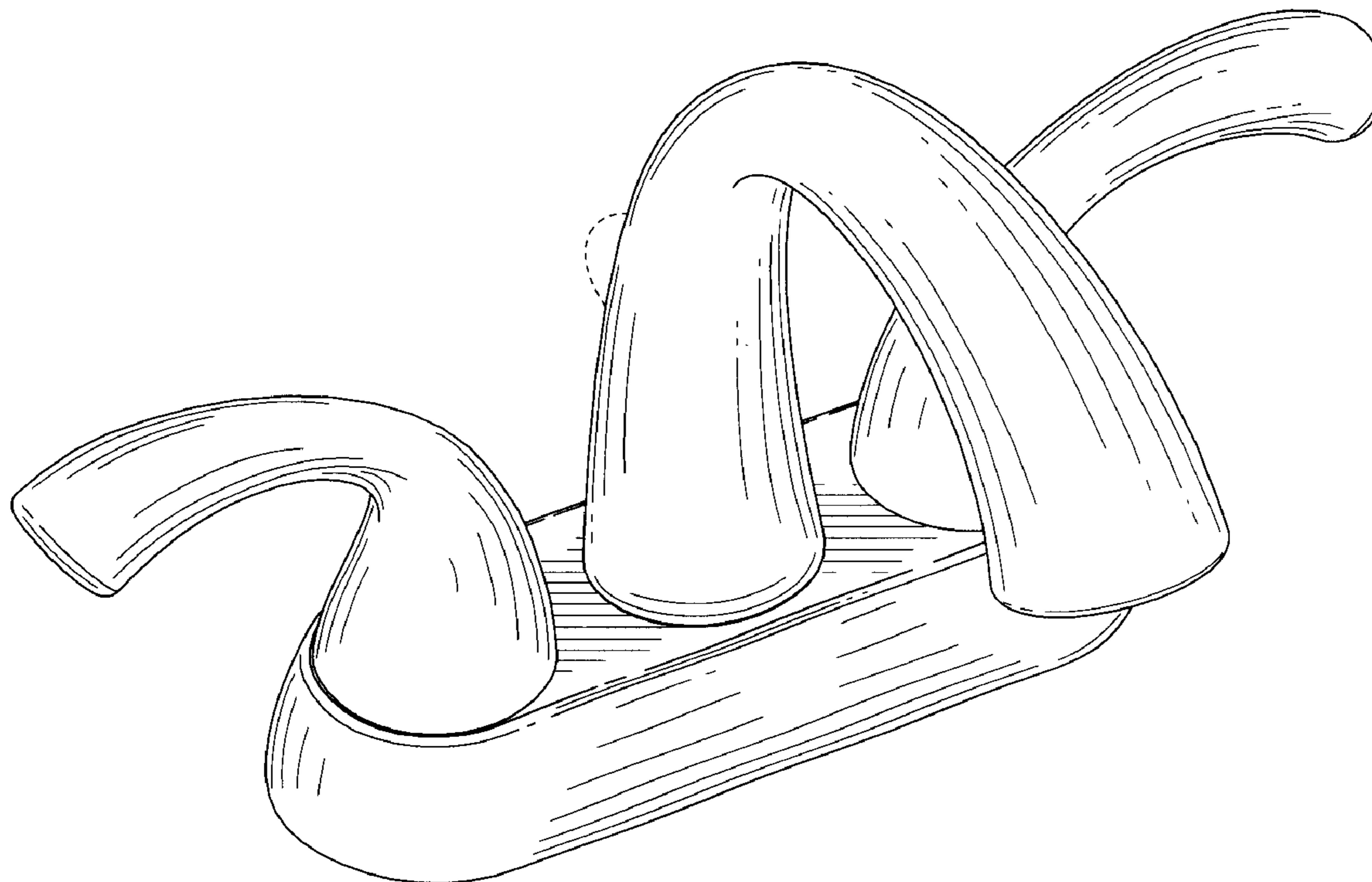
FIG. 4 is a right side elevational view thereof; the left side elevational view being a mirror image thereof;

FIG. 5 is a top plan view thereof; and,

FIG. 6 is a rear perspective view thereof.

The broken lines in the Figures are for illustrative purposes only and form no part of the claimed design.

1 Claim, 6 Drawing Sheets



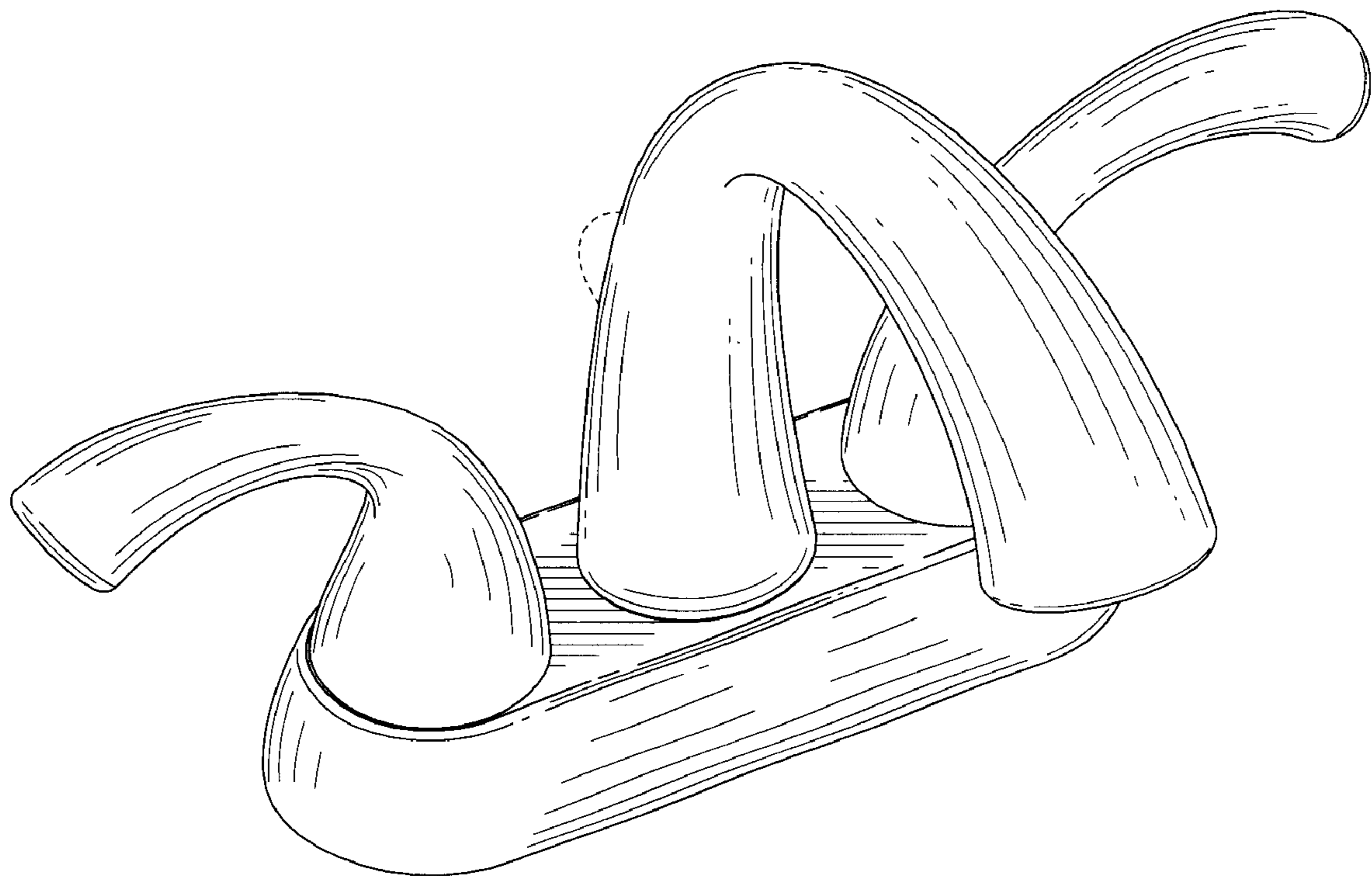


FIG. 1




FIG. 2




FIG. 3

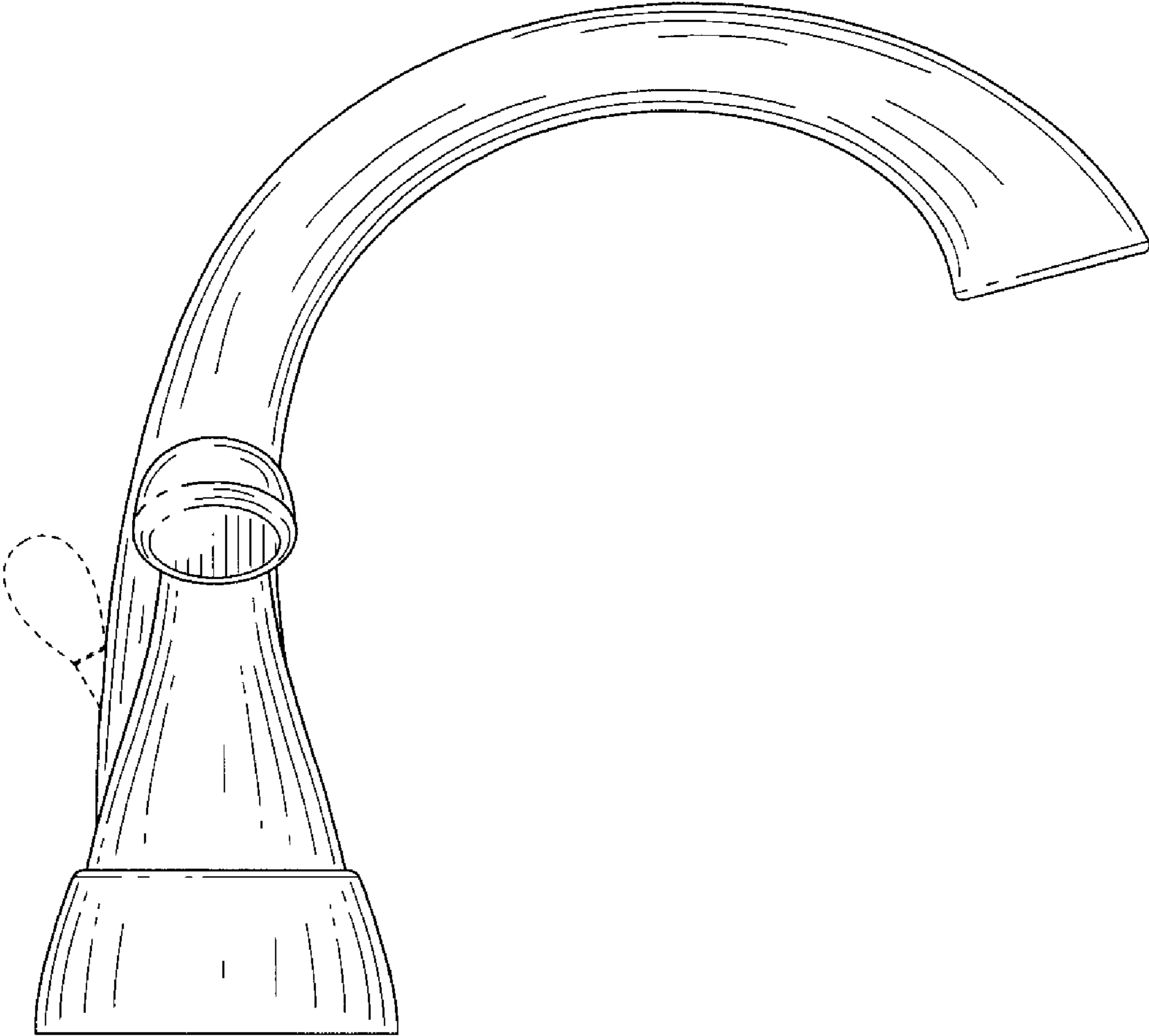


FIG. 4




FIG. 5




FIG. 6