



US00D520603S

(12) **United States Design Patent**
Fritz

(10) **Patent No.:** **US D520,603 S**

(45) **Date of Patent:** **** May 9, 2006**

(54) **FAUCET ASSEMBLY**

(75) **Inventor:** **Seth A. Fritz**, Kendallville, IN (US)

(73) **Assignee:** **Masco Corporation of Indiana**,
Indianapolis, IN (US)

(**) **Term:** **14 Years**

(21) **Appl. No.:** **29/219,993**

(22) **Filed:** **Dec. 23, 2004**

(51) **LOC (8) Cl.** **23-01**

(52) **U.S. Cl.** **D23/241; D23/242**

(58) **Field of Classification Search** **D23/238-257;**
4/675-678; 137/801

See application file for complete search history.

(56) **References Cited**

U.S. PATENT DOCUMENTS

D293,362 S	*	12/1987	Hill et al.	D23/241
D325,772 S	*	4/1992	Carr	D23/252
D357,730 S	*	4/1995	Saperstein	D23/252
D377,516 S	*	1/1997	Doughty et al.	D23/241
D406,876 S	*	3/1999	Ko	D23/241
D461,531 S	*	8/2002	Ouyoung	D23/242
D465,559 S	*	11/2002	Chen	D23/242

D466,982 S	*	12/2002	Gerlach	D23/242
D467,644 S	*	12/2002	Panis et al.	D23/242
D469,854 S	*	2/2003	Ouyoung	D23/242
D479,871 S	*	9/2003	Warshawsky	D23/242
D489,795 S	*	5/2004	Kulig et al.	D23/238
D502,534 S	*	3/2005	Panis et al.	D23/242

* cited by examiner

Primary Examiner—Louis S. Zarfes

Assistant Examiner—Gregory Andoll

(74) *Attorney, Agent, or Firm*—Kwadjo Adusei-Poku;
Lloyd D. Doigan

(57) **CLAIM**

The ornamental design for a faucet assembly, as shown and described.

DESCRIPTION

FIG. 1 is a front perspective view of a faucet assembly showing my design;

FIG. 2 is a front elevational view thereof;


FIG. 3 is a rear elevational view thereof;

FIG. 4 is a right side elevational view thereof; the left side elevational view being a mirror image thereof;

FIG. 5 is a top plan view thereof; and,

FIG. 6 is a rear perspective view thereof.

1 Claim, 6 Drawing Sheets






FIG. 1




FIG. 2




FIG. 3




FIG. 4




FIG. 5




FIG. 6