



US00D520590S

(12) **United States Design Patent** (10) **Patent No.:** **US D520,590 S**
Zeilinger et al. (45) **Date of Patent:** **** *May 9, 2006**

(54) **SLIDE**
(75) Inventors: **Brian K. Zeilinger**, Janesville, WI (US); **Richard R. Popp**, Beloit, WI (US)
(73) Assignee: **PlayStar, Inc.**, Janesville, WI (US)
(*) Notice: This patent is subject to a terminal disclaimer.
(**) Term: **14 Years**

5,779,553 A 7/1998 Langford
D400,948 S * 11/1998 Fish, Jr. et al. D21/818
D409,708 S 5/1999 Zeilinger
D410,059 S 5/1999 Zeilinger
D410,060 S 5/1999 Zeilinger
6,146,282 A 11/2000 McCready et al.
D435,881 S * 1/2001 Gardner et al. D21/827
D436,224 S * 1/2001 Gardner et al. D21/827
D438,279 S * 2/2001 Robertson et al. D21/818
6,361,445 B1 3/2002 Zeilinger
6,482,095 B1 11/2002 Zeilinger
D483,089 S * 12/2003 Johnson et al. D21/818

(21) Appl. No.: **29/215,087**
(22) Filed: **Oct. 13, 2004**
(51) **LOC (8) Cl.** **21-03**
(52) **U.S. Cl.** **D21/818**
(58) **Field of Classification Search** D21/811,
D21/814, 818-827; 472/116, 117; 482/35,
482/36
See application file for complete search history.

OTHER PUBLICATIONS

Green Scoop Slide (Manufacturer Unknown) (Date Unknown), pp. 1-4.
Swing 'N' Slide Slide (Date Unknown), pp. 1-5.
Step 2 Slide pages "The Step 2 Company Brochure (1997), pp. 1-4".

* cited by examiner

Primary Examiner—Mitchell Siegel
(74) *Attorney, Agent, or Firm*—Michael Best & Friedrich LLP

(56) **References Cited**
U.S. PATENT DOCUMENTS

790,613 A 5/1905 Boyle
2,095,494 A 10/1937 Dobbs
2,446,905 A 8/1948 Buffum
D224,247 S * 7/1972 Janison D21/818
3,715,120 A 2/1973 Peltola
4,270,748 A 6/1981 Ray
D260,543 S 9/1981 Ament et al.
4,343,464 A 8/1982 Dose
4,394,173 A 7/1983 Aste
4,805,898 A 2/1989 Jacober et al.
4,943,048 A 7/1990 Hentges
D330,743 S 11/1992 Mercer
D335,517 S 5/1993 Vatterot
D336,674 S 6/1993 Baer
D343,438 S * 1/1994 Fish, Jr. D21/818
5,407,393 A 4/1995 Schmidt
5,427,574 A 6/1995 Donnelly-Weide
D371,414 S 7/1996 King
D377,203 S 1/1997 Jaeb
D384,722 S 10/1997 Siragusa, Jr. et al.
D388,148 S 12/1997 Sutton et al.
D392,363 S 3/1998 Jonas

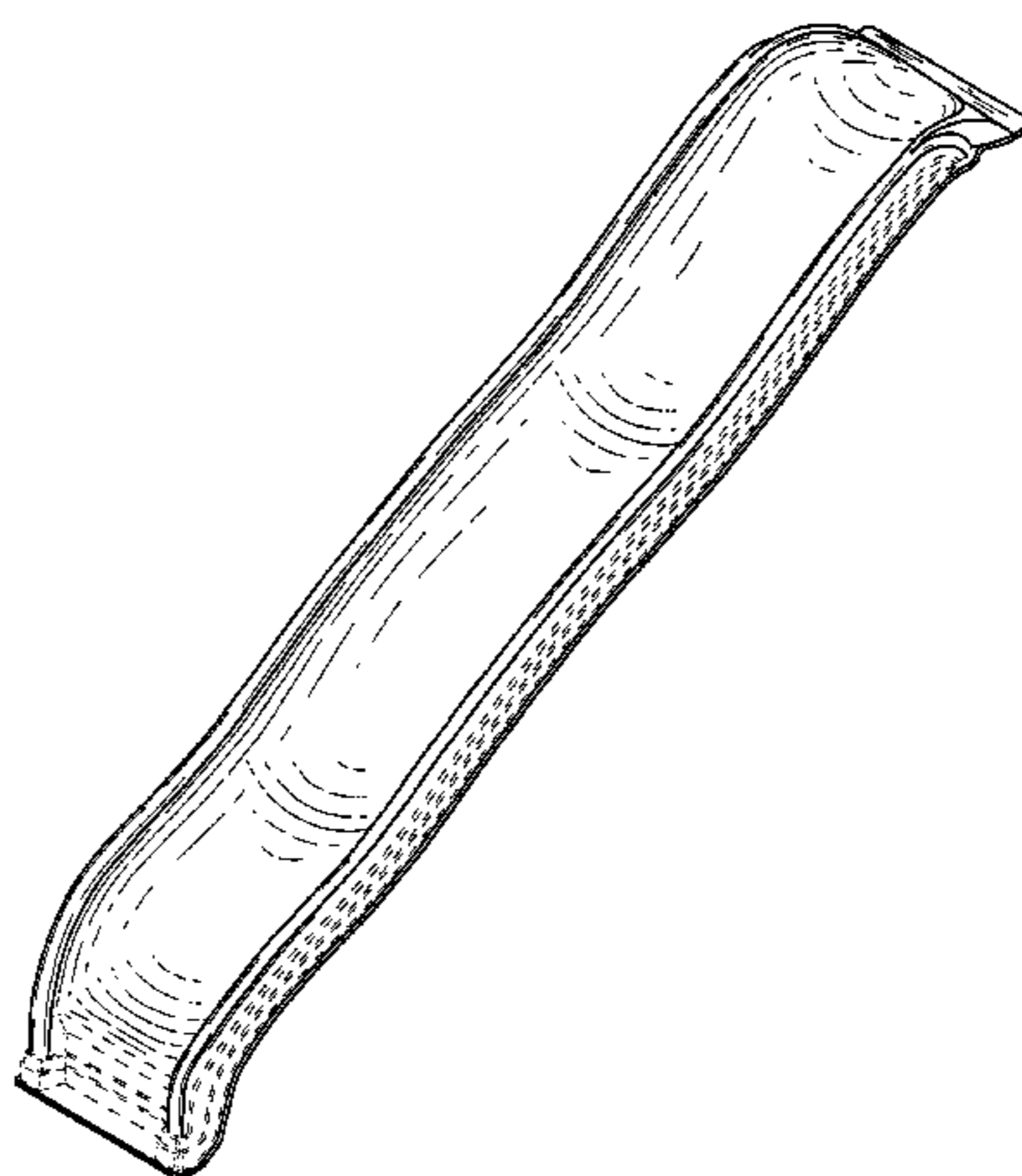
(57) **CLAIM**

We claim the ornamental design for a slide, as shown and described in the Figures.

DESCRIPTION

FIG. 1 is a front-side perspective view, taken from the left side, of a slide embodying the present invention.
FIG. 2 is a front-side perspective view taken from the right side of the slide.
FIG. 3 is a back-side perspective view taken from the left side of the slide.
FIG. 4 is a bottom end view of the slide.
FIG. 5 is a top end view of the slide.
FIG. 6 is a front view of the slide; and,
FIG. 7 is a left-side view of the slide.
The portions of the slide shown in broken lines are for illustrative purposes only and form no part of the claimed design. The side view opposite FIG. 7 is a mirror image of FIG. 7 and is not shown.

1 Claim, 5 Drawing Sheets



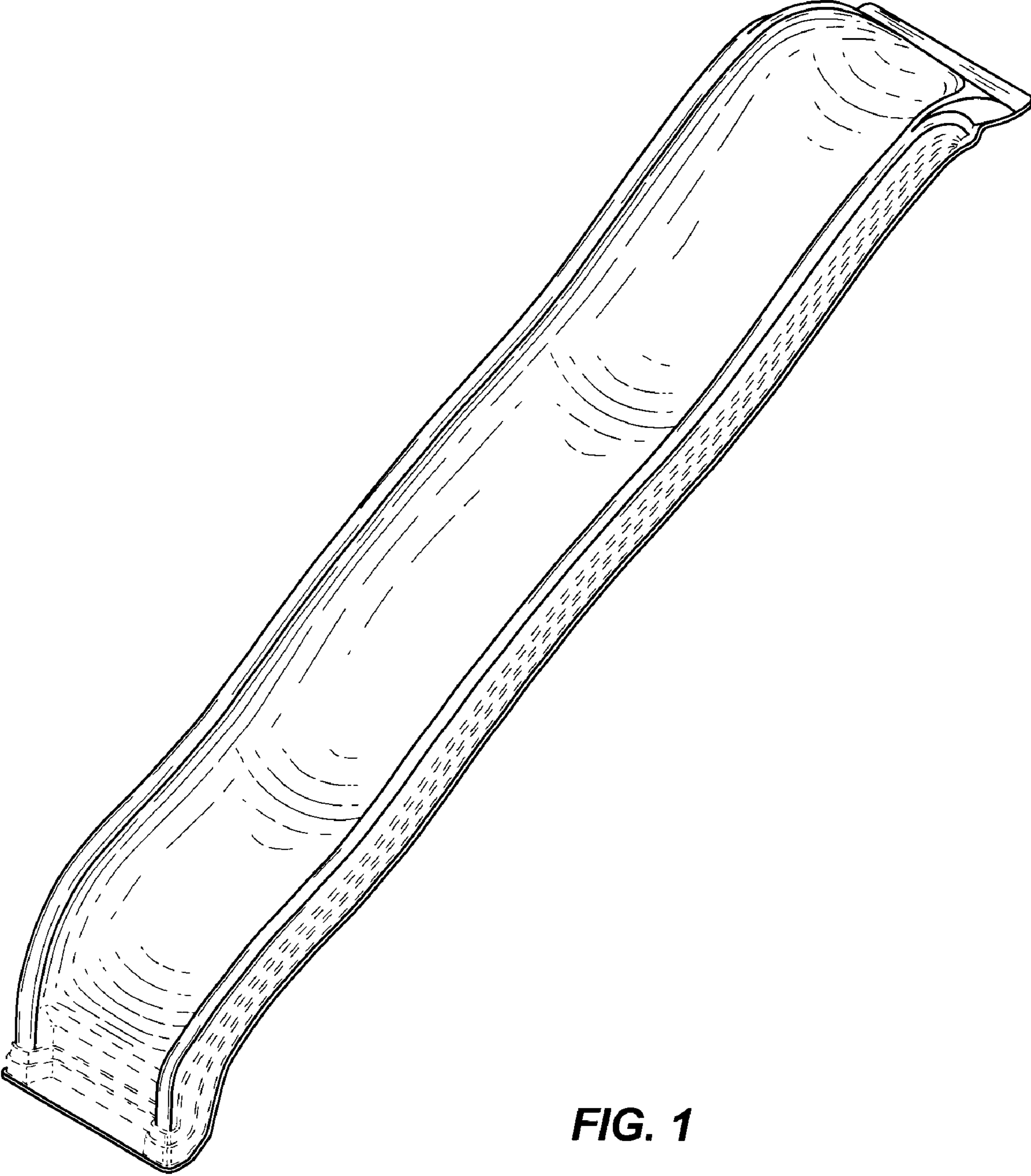


FIG. 1

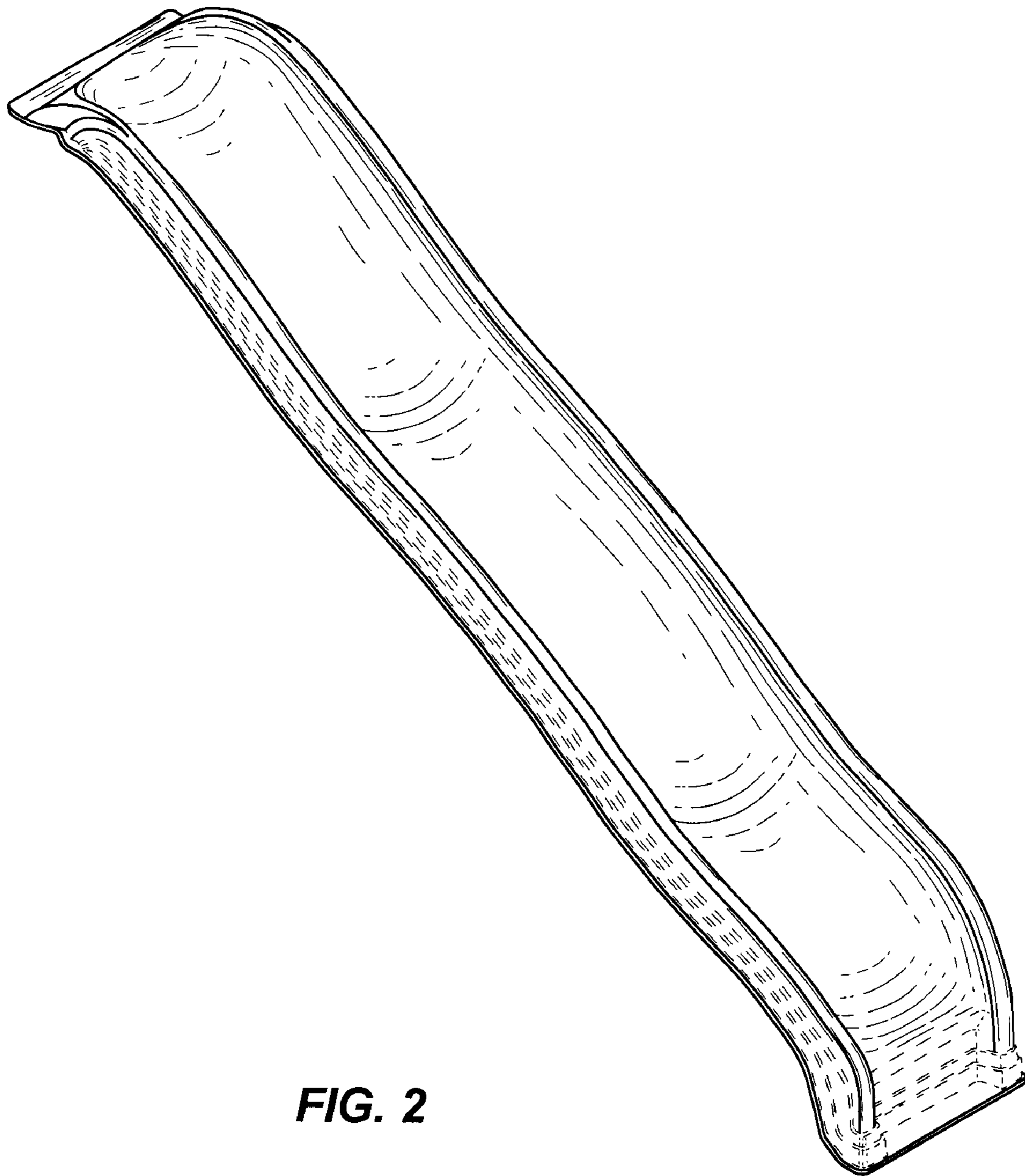


FIG. 2

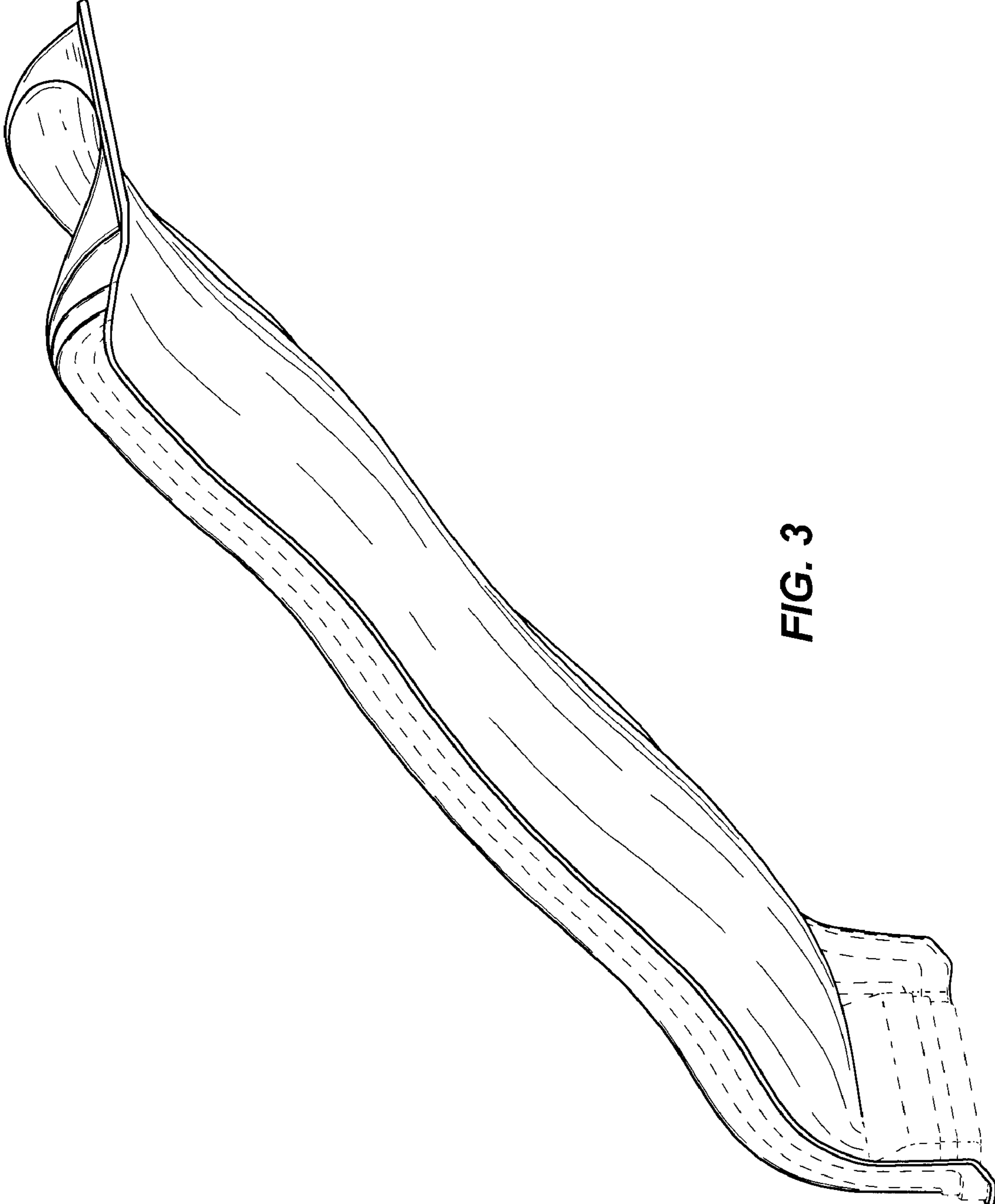


FIG. 3

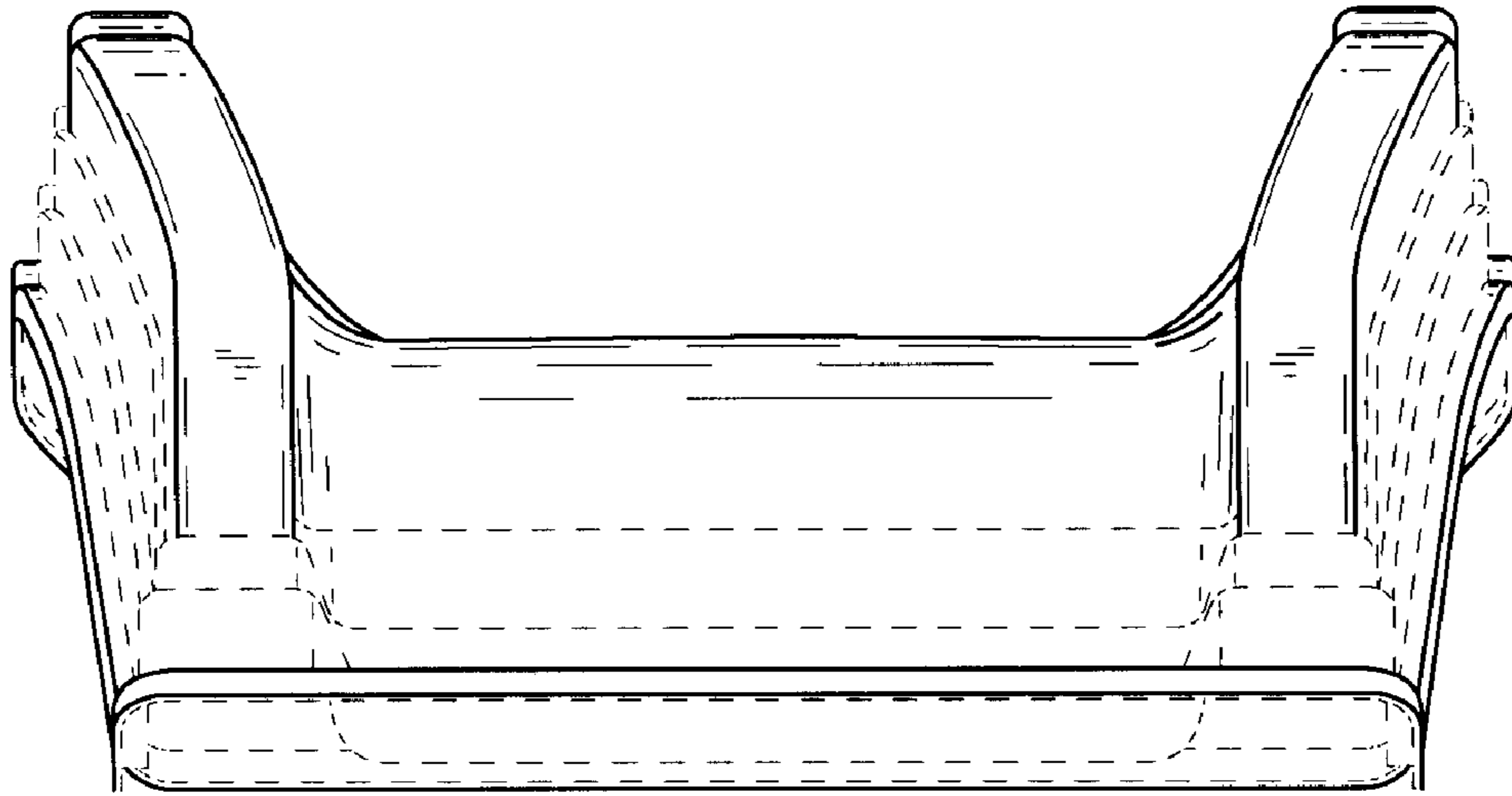


FIG. 4

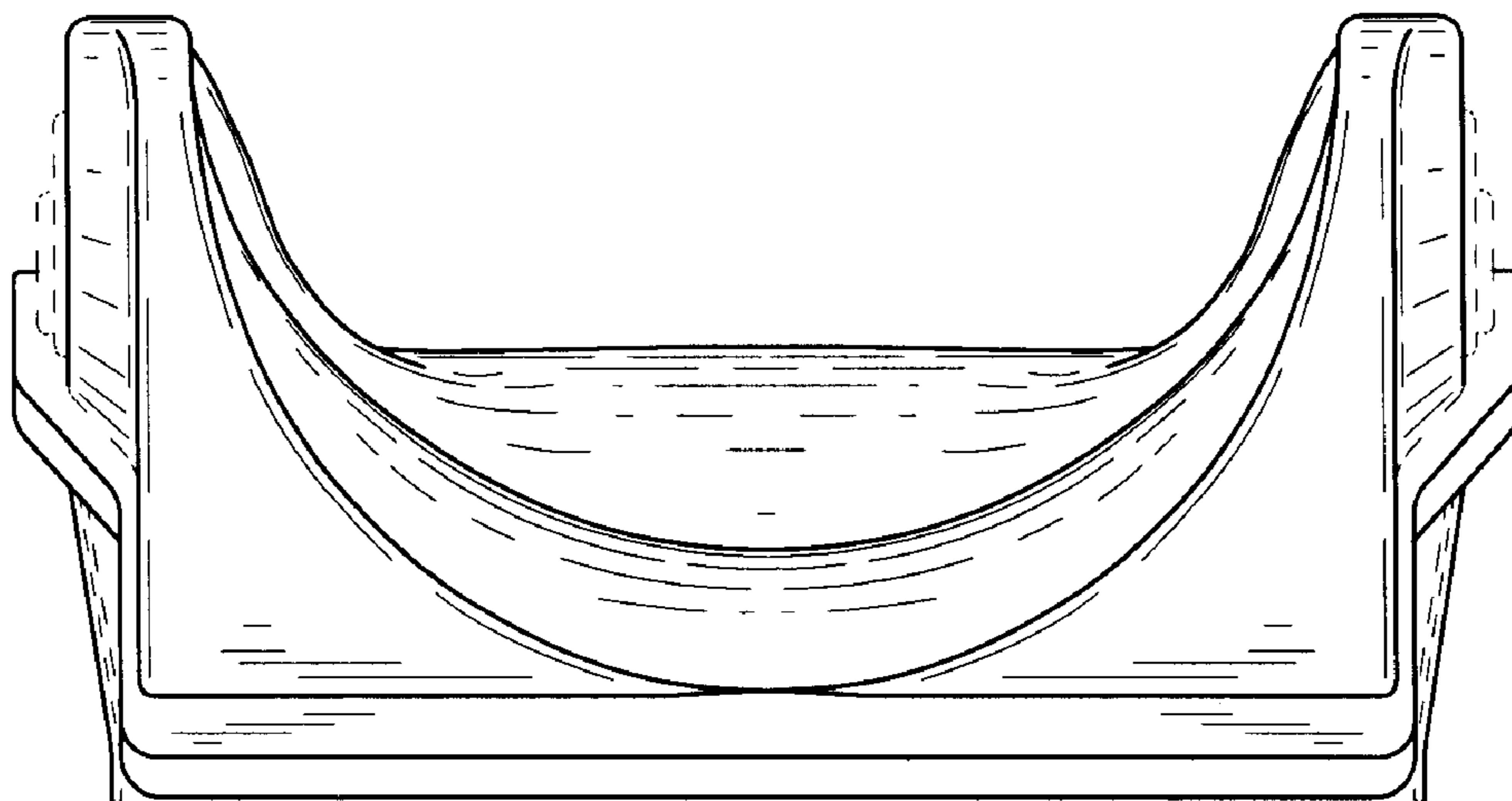


FIG. 5




FIG. 6




FIG. 7