

US00D520581S

(12) **United States Design Patent**
Severa et al.

(10) **Patent No.:** **US D520,581 S**

(45) **Date of Patent:** **** May 9, 2006**

(54) **SPORTS RACQUET**

(75) Inventors: **William D. Severa**, Darien, IL (US);
Donald G. Loeffler, Gilberts, IL (US);
Ronald R. Rocchi, Naperville, IL (US);
Joey Gyomay Nakayama, Chicago, IL
(US); **John D. Hartman**, Chicago, IL
(US)

(73) Assignee: **Wilson Sporting Goods Co.**, Chicago,
IL (US)

(**) Term: **14 Years**

(21) Appl. No.: **29/227,309**

(22) Filed: **Apr. 8, 2005**

(51) **LOC (8) Cl.** **21-02**

(52) **U.S. Cl.** **D21/729**

(58) **Field of Classification Search** D21/729-732;
473/524-548

See application file for complete search history.

(56) **References Cited**

U.S. PATENT DOCUMENTS

1,122,159 A * 12/1914 Richey 473/546

D262,983 S * 2/1982 Howe D21/730
D315,585 S * 3/1991 Kuebler D21/730
D337,802 S * 7/1993 Kuebler D21/730
D468,380 S * 1/2003 Lammer D21/730

* cited by examiner

Primary Examiner—Mitchell Siegel

(74) *Attorney, Agent, or Firm*—Terence P. O'Brien

(57) **CLAIM**

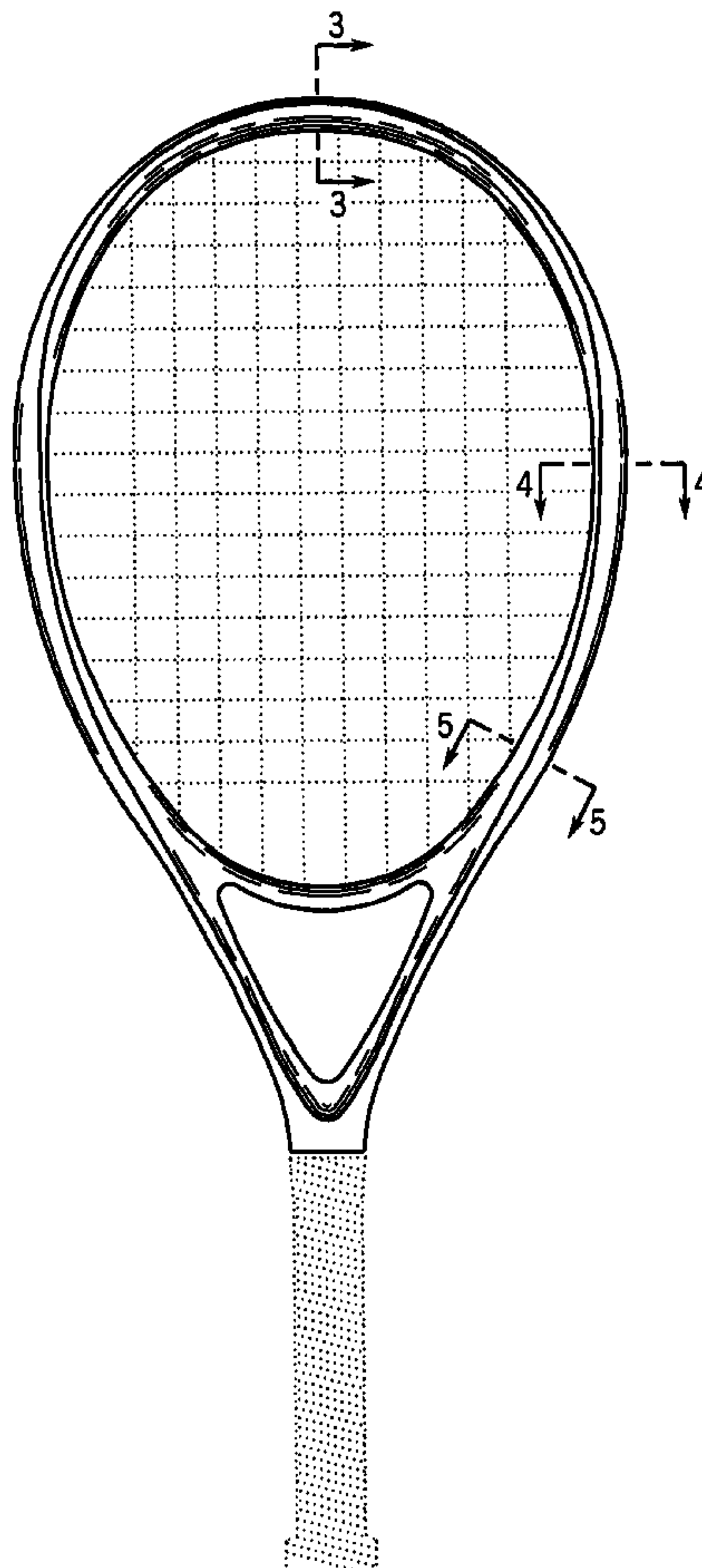
We claim the ornamental design for a sports racquet, as shown and described.

DESCRIPTION

FIG. 1 is a front view of a sports racquet;
FIG. 2 is a side view of the sports racquet of FIG. 1;
FIG. 3 is a sectional view of the sports racquet taken along
line 3—3 of FIG. 1;
FIG. 4 is a sectional view of the sports racquet taken along
line 4—4 of FIG. 1; and,
FIG. 5 is a sectional view of the sports racquet taken along
line 5—5 of FIG. 1.

The broken line showing is for illustrative purposes only and forms no part of the claimed design.

1 Claim, 3 Drawing Sheets



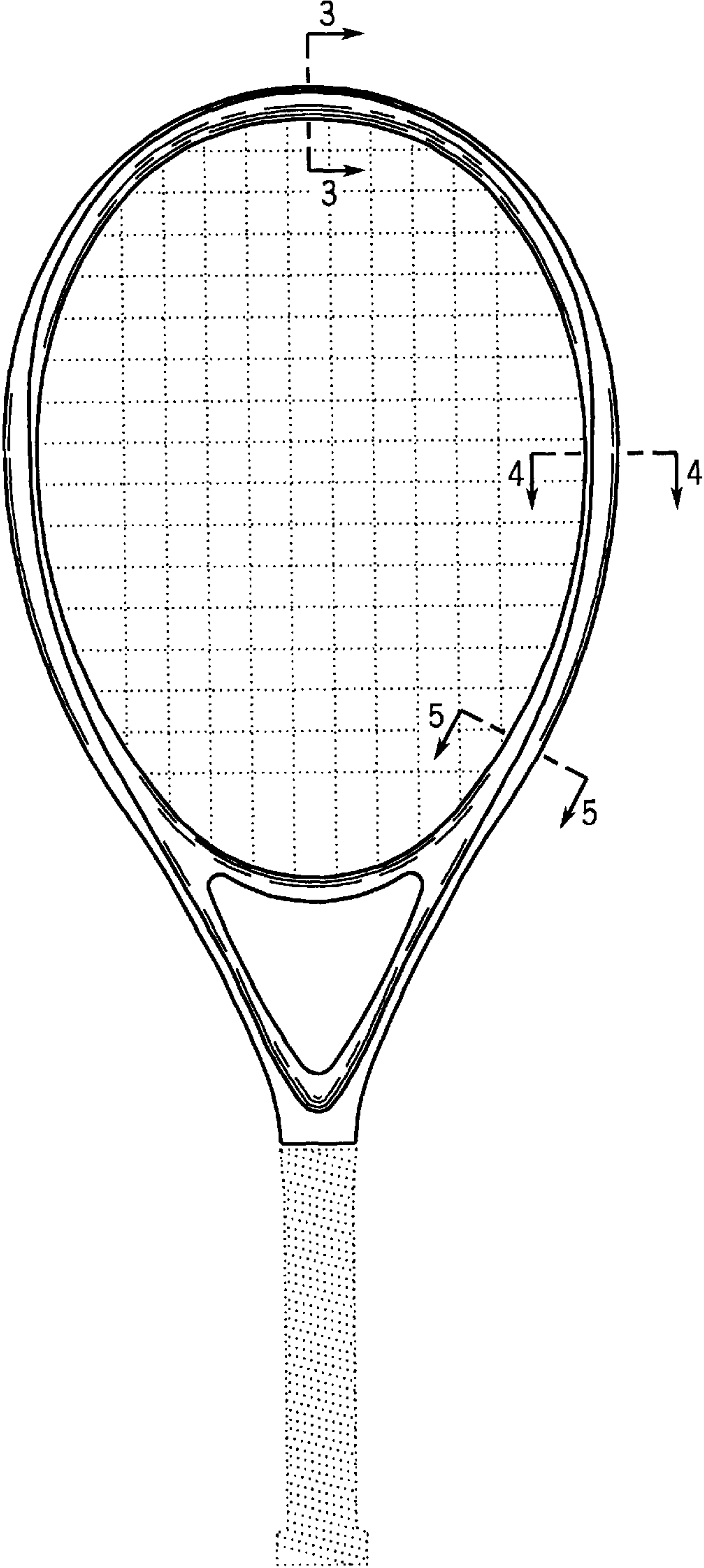


FIG. 1

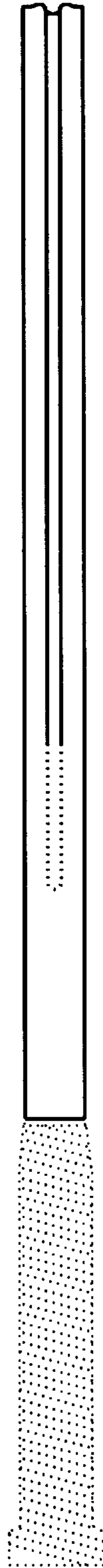


FIG. 2

FIG.3

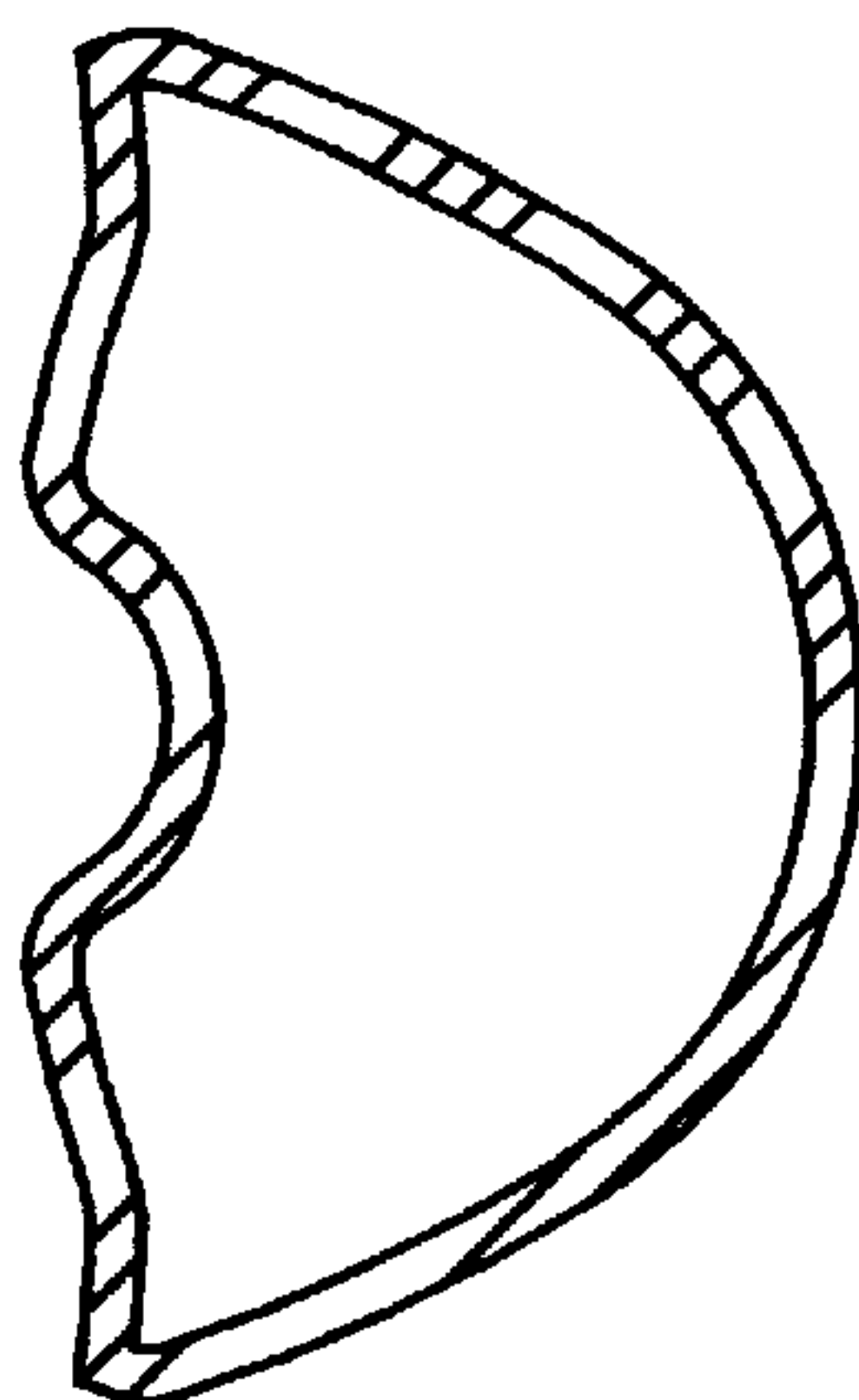


FIG.4

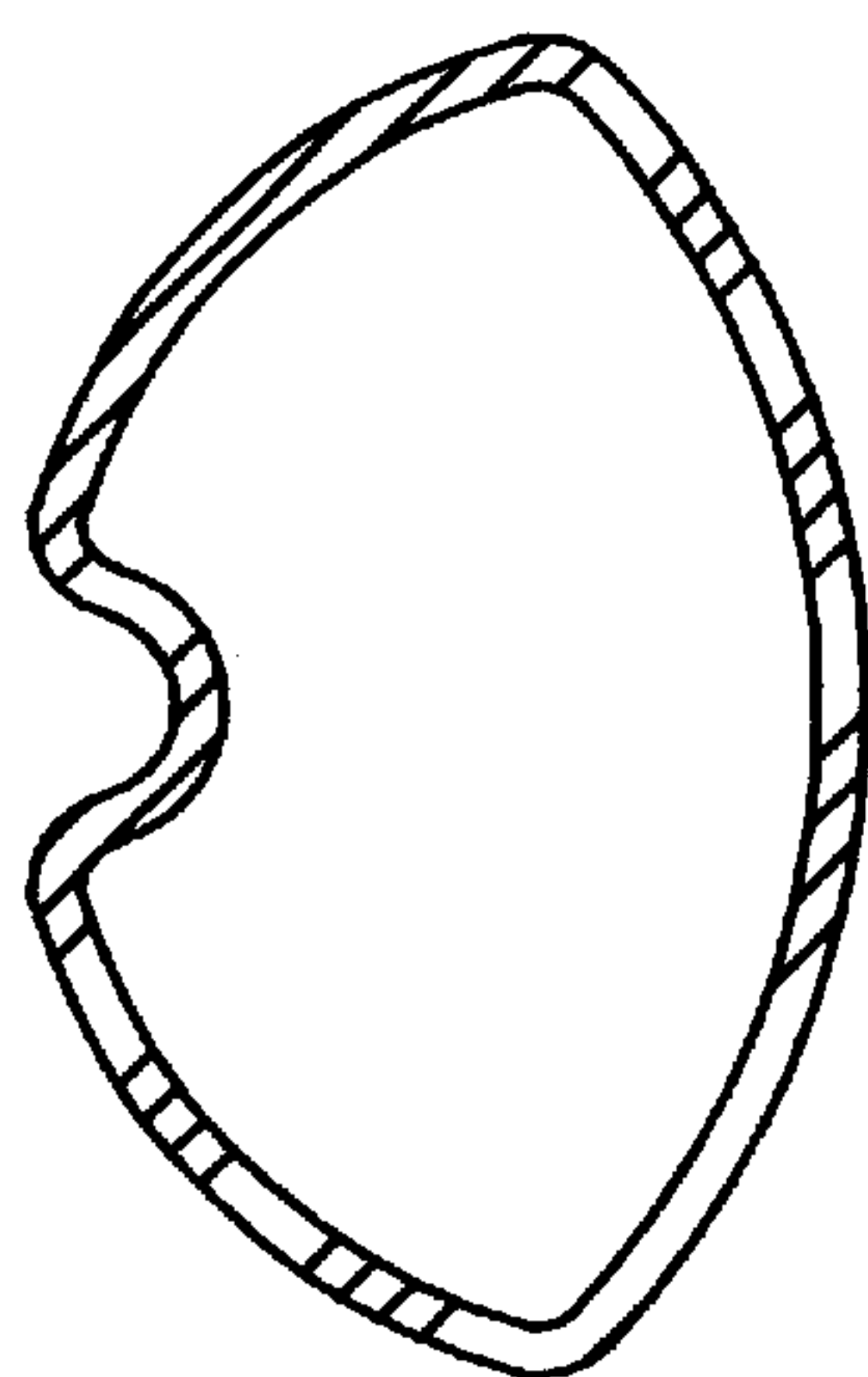


FIG.5

