

US00D520576S

(12) **United States Design Patent**
Sonnon et al.

(10) **Patent No.:** **US D520,576 S**

(45) **Date of Patent:** **** May 9, 2006**

(54) **CIRCULAR STRENGTH TRAINING APPARATUS**

(75) Inventors: **Scott Bradley Sonnon**, Bellingham, WA (US); **Nikolay Travkin**, Alpharetta, GA (US)

(73) Assignee: **Aarmacs, Inc**, Alpharetta, GA (US)

(**) Term: **14 Years**

(21) Appl. No.: **29/214,012**

(22) Filed: **Sep. 27, 2004**

(51) **LOC (8) Cl.** **21-02**

(52) **U.S. Cl.** **D21/680; D21/662**

(58) **Field of Classification Search** D21/662, D21/678, 680, 681, 682, 684, 725; D22/117; 473/564, 565, 566, 567; 463/47.2
See application file for complete search history.

(56) **References Cited**

U.S. PATENT DOCUMENTS

1,165,216 A * 12/1915 Welflen 463/47.2
3,729,196 A * 4/1973 Heald, Jr. 473/520

3,841,130 A * 10/1974 Scott et al. 72/70
3,861,682 A * 1/1975 Fujii 473/520
D236,722 S * 9/1975 Starrett D22/117
4,020,985 A * 5/1977 Halterman 224/251
D301,363 S * 5/1989 Smith D22/117
5,094,453 A * 3/1992 Douglas et al. 473/566
5,348,296 A * 9/1994 Frederiksen 463/47.2
D435,888 S * 1/2001 Iyoob D22/117
D492,373 S * 6/2004 Sonnon et al. D21/680

* cited by examiner

Primary Examiner—Philip S. Hyder

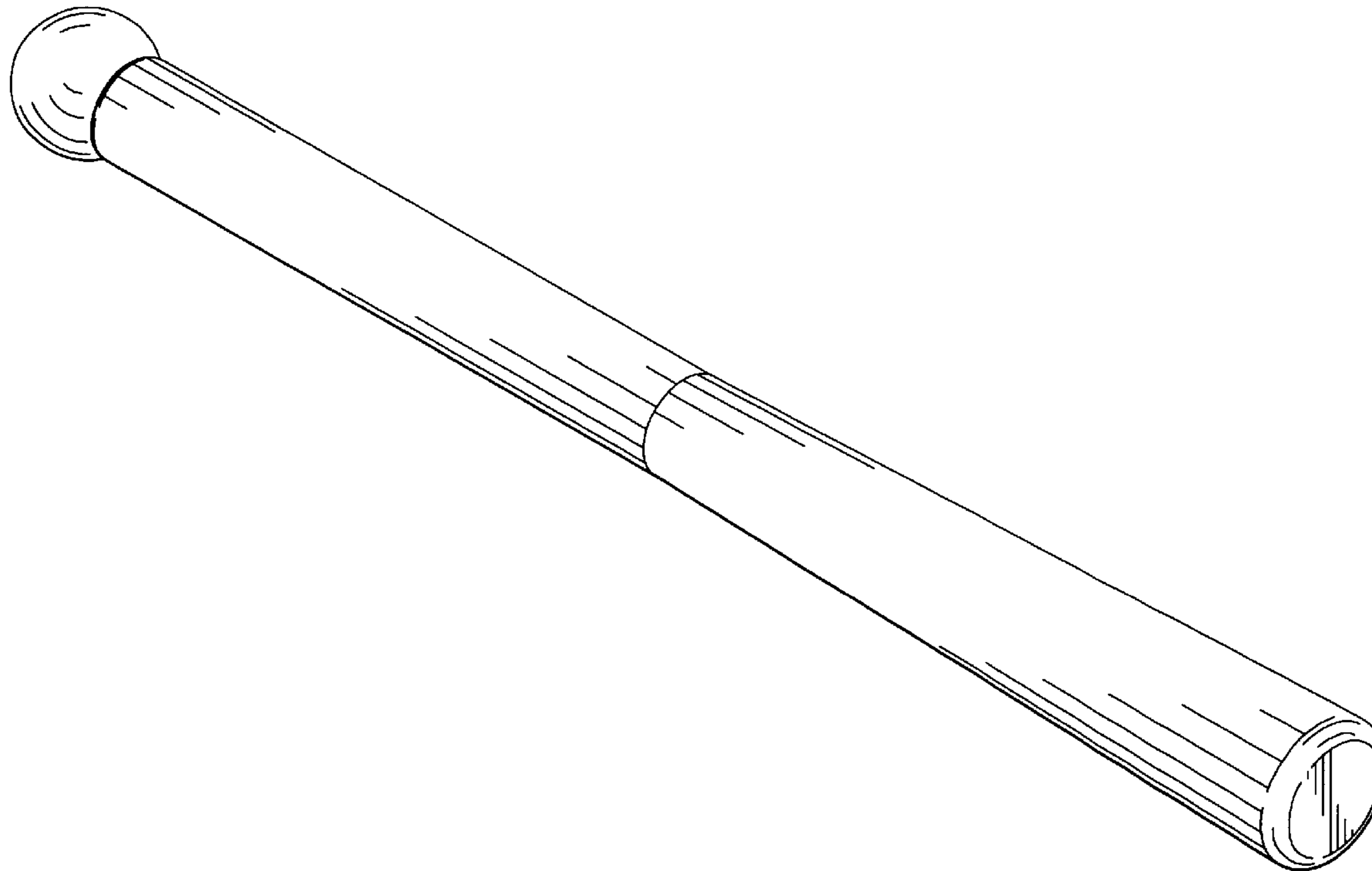
(57) **CLAIM**

The ornamental design for a circular strength training apparatus, as shown and described.

DESCRIPTION

FIG. 1 is a perspective view of the circular weight training apparatus;
FIG. 2 is a front elevational view thereof, with all other elevational views being symmetrical therewith;
FIG. 3 is a top plan view thereof; and,
FIG. 4 is a bottom plan view thereof.

1 Claim, 2 Drawing Sheets



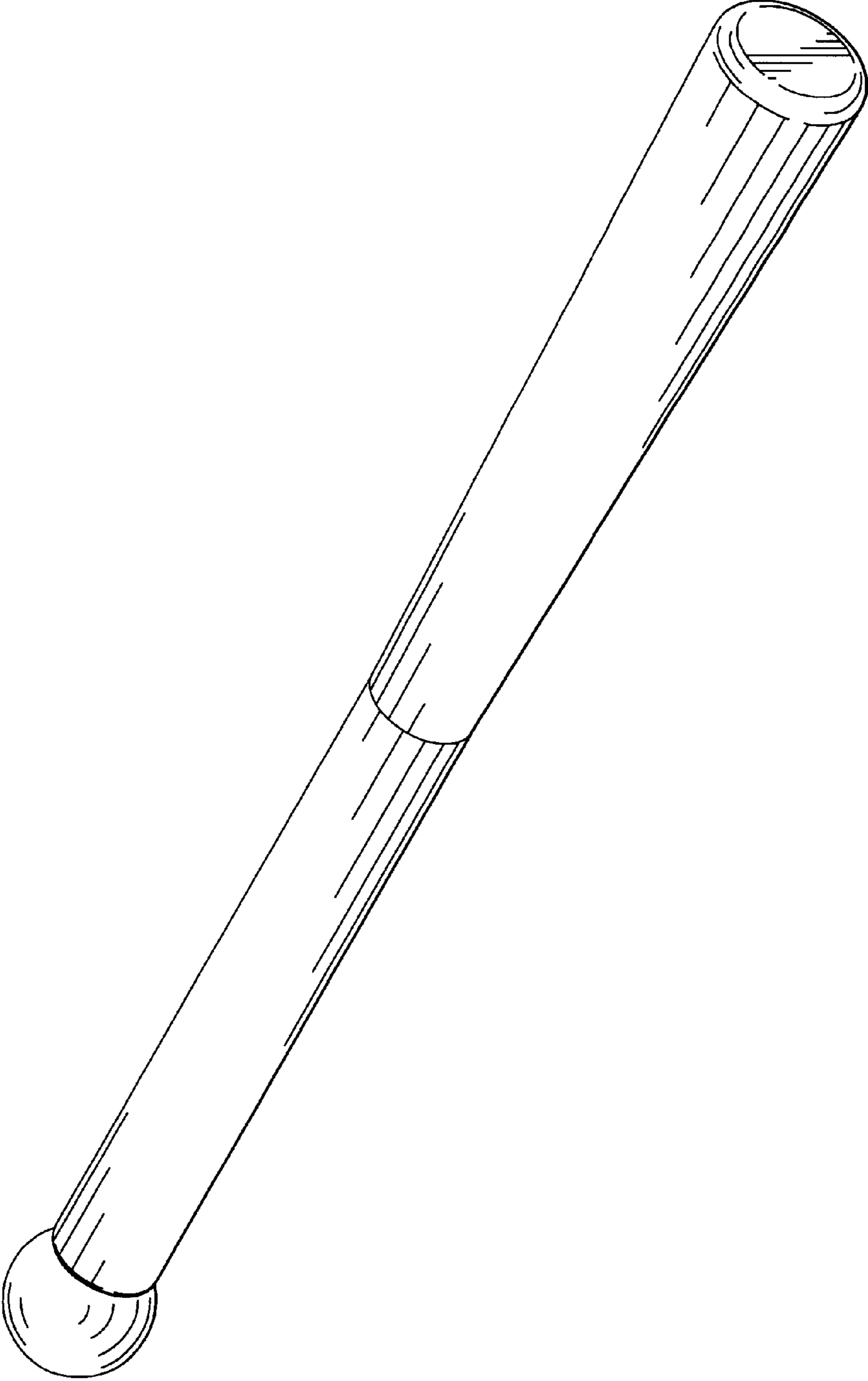


FIG. 1

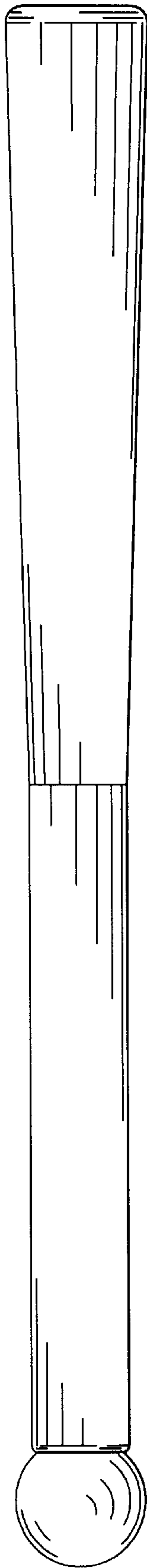


FIG. 2

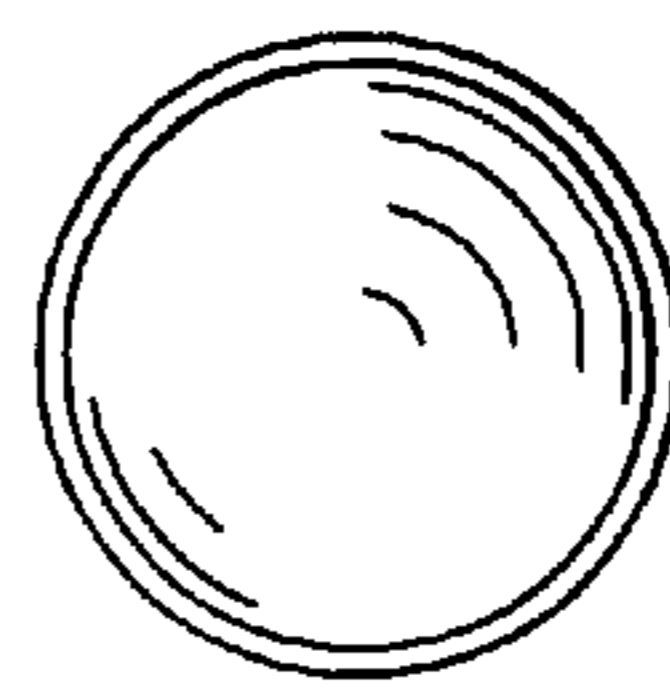


FIG. 3

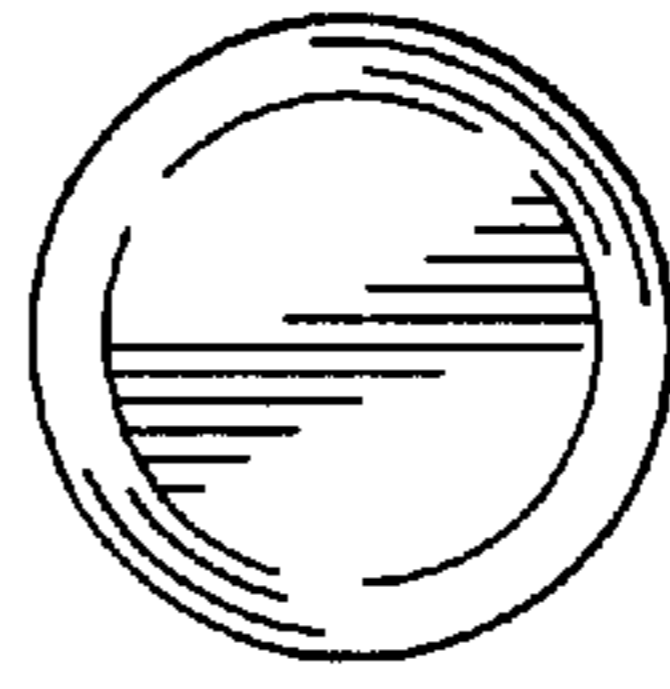


FIG. 4