



US00D520574S

(12) **United States Design Patent** (10) **Patent No.:** **US D520,574 S**
Bretz et al. (45) **Date of Patent:** **** *May 9, 2006**

- (54) **BOTTLE** D345,693 S 4/1994 Edstrom
- (75) Inventors: **John M. Bretz**, Crystal Lake, IL (US); 5,337,909 A 8/1994 Vailliencourt
- John L. Konieczka**, Lake Barrington, 5,341,946 A 8/1994 Vailliencourt
- IL (US); **Scott A. Schoessel**, Evantson, D364,565 S 11/1995 Vailliencourt et al.
- IL (US); **Jill Maine**, Chicago, IL (US); D382,799 S 8/1997 Darr
- Thomas C. Van Dyk**, Ramsey, NJ (US) D393,802 S 4/1998 Collette et al.
- (73) Assignee: **Stokely-Van Camp, Inc.**, Chicago, IL D426,460 S 6/2000 Krishnakumar et al.
- (US) D433,322 S 11/2000 Krishnakumar et al.
- (*) Notice: This patent is subject to a terminal dis- D434,330 S 11/2000 Rowe et al.
- claimer. D439,166 S * 3/2001 Denner et al. D9/538
- (**) Term: **14 Years** D440,877 S 4/2001 Lichtman et al.
- (21) Appl. No.: **29/209,846** D441,641 S 5/2001 Piccioli et al.
- (22) Filed: **Jul. 22, 2004** D448,673 S 10/2001 Bretz et al.
- D450,581 S 11/2001 Lichtman et al.
- D456,704 S 5/2002 Ranchetti
- D457,055 S 5/2002 Ranchetti
- D457,056 S 5/2002 Ranchetti
- D466,021 S 11/2002 Thierjung et al.
- D488,719 S * 4/2004 Evans et al. D9/434

* cited by examiner

Related U.S. Application Data

- (62) Division of application No. 29/207,999, filed on Jun. 21, 2004, which is a continuation of application No. 29/109,380, filed on Oct. 18, 2002, now abandoned.
 - (51) **LOC (8) Cl.** **09-01**
 - (52) **U.S. Cl.** **D21/667; D21/434**
 - (58) **Field of Classification Search** D9/434,
D9/667, 500-504, 516-520, 537-543, 549-552,
D9/556-564, 569-570; 215/379-383, 400;
220/890
- See application file for complete search history.

Primary Examiner—Sandra L. Morris

(74) *Attorney, Agent, or Firm*—Lars S. Johnson; James D. Ryndak

(57) **CLAIM**

The ornamental design for a bottle, as shown and described.

DESCRIPTION

FIG. 1 is a perspective view of a bottle showing the new design;
 FIG. 2 is an elevational view thereof;
 FIG. 3 is another elevational view thereof, representing a partial rotation of the bottle about its vertical axis from the elevational view depicted in FIG. 2;
 FIG. 4 is another elevational view thereof, representing a partial rotation of the bottle about its vertical axis from the elevational view depicted in FIG. 3;
 FIG. 5 is a top plan view thereof; and,
 FIG. 6 is a bottom view thereof.

The broken line showing is for illustrative purposes only, and forms no part of the claimed design.

1 Claim, 4 Drawing Sheets

(56) **References Cited**

U.S. PATENT DOCUMENTS

- 4,717,525 A 1/1988 Iizuka et al.
- D294,462 S 3/1988 Ota et al.
- D295,382 S 4/1988 Rogler
- 4,805,788 A 2/1989 Akiho
- D300,805 S 4/1989 Rogler et al.
- 4,863,046 A 9/1989 Collette et al.
- 5,005,716 A 4/1991 Eberle
- 5,178,290 A 1/1993 Ota et al.

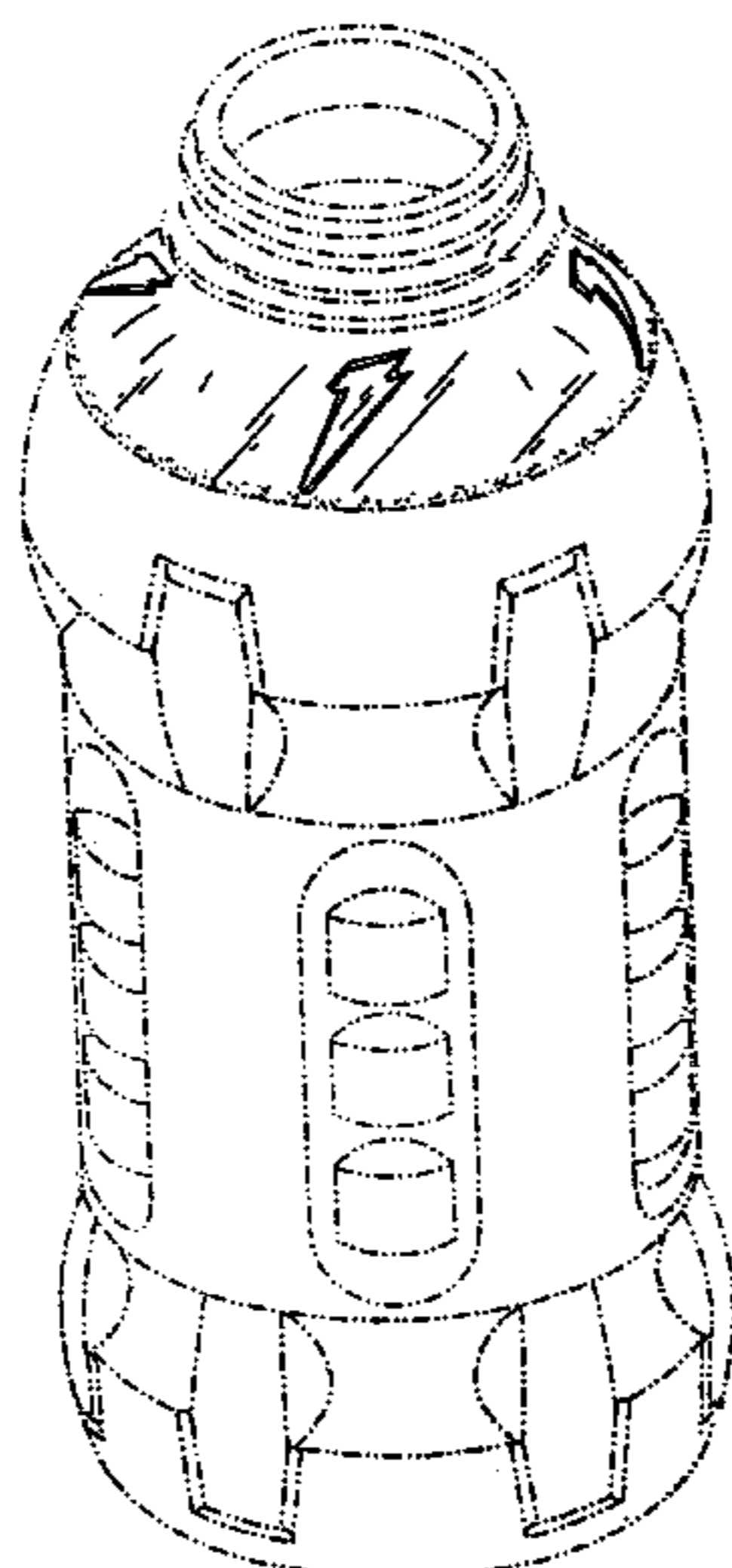


FIG. 1

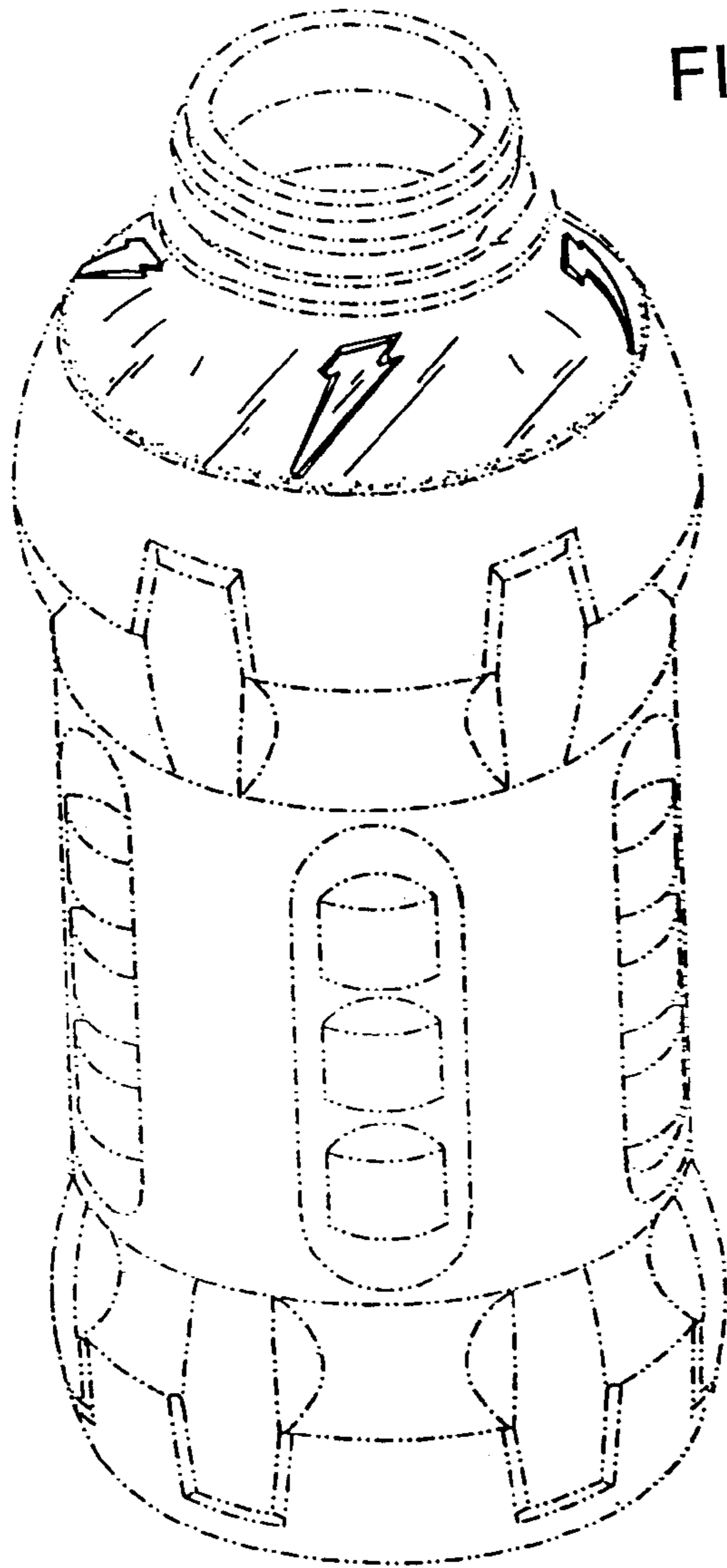


FIG. 2

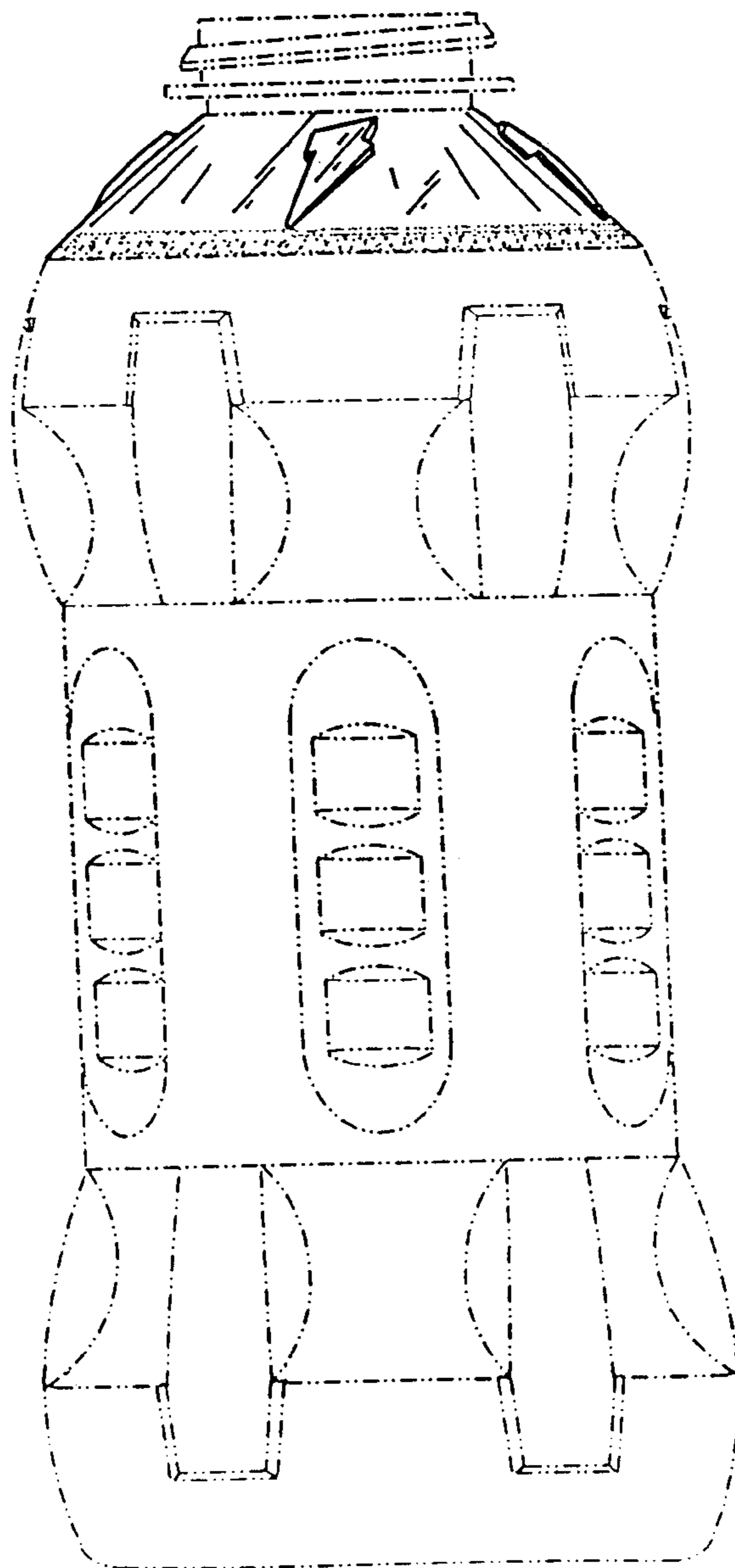


FIG. 3

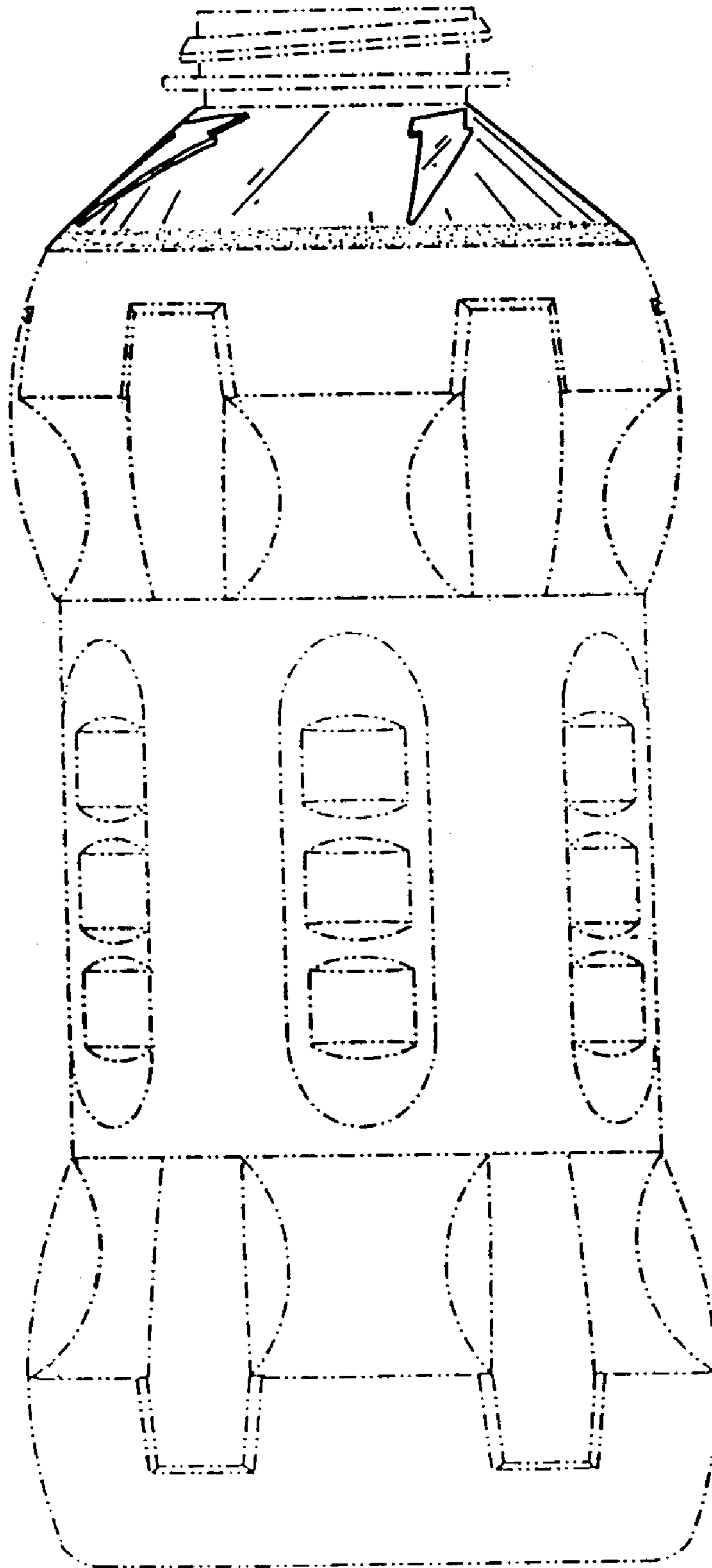
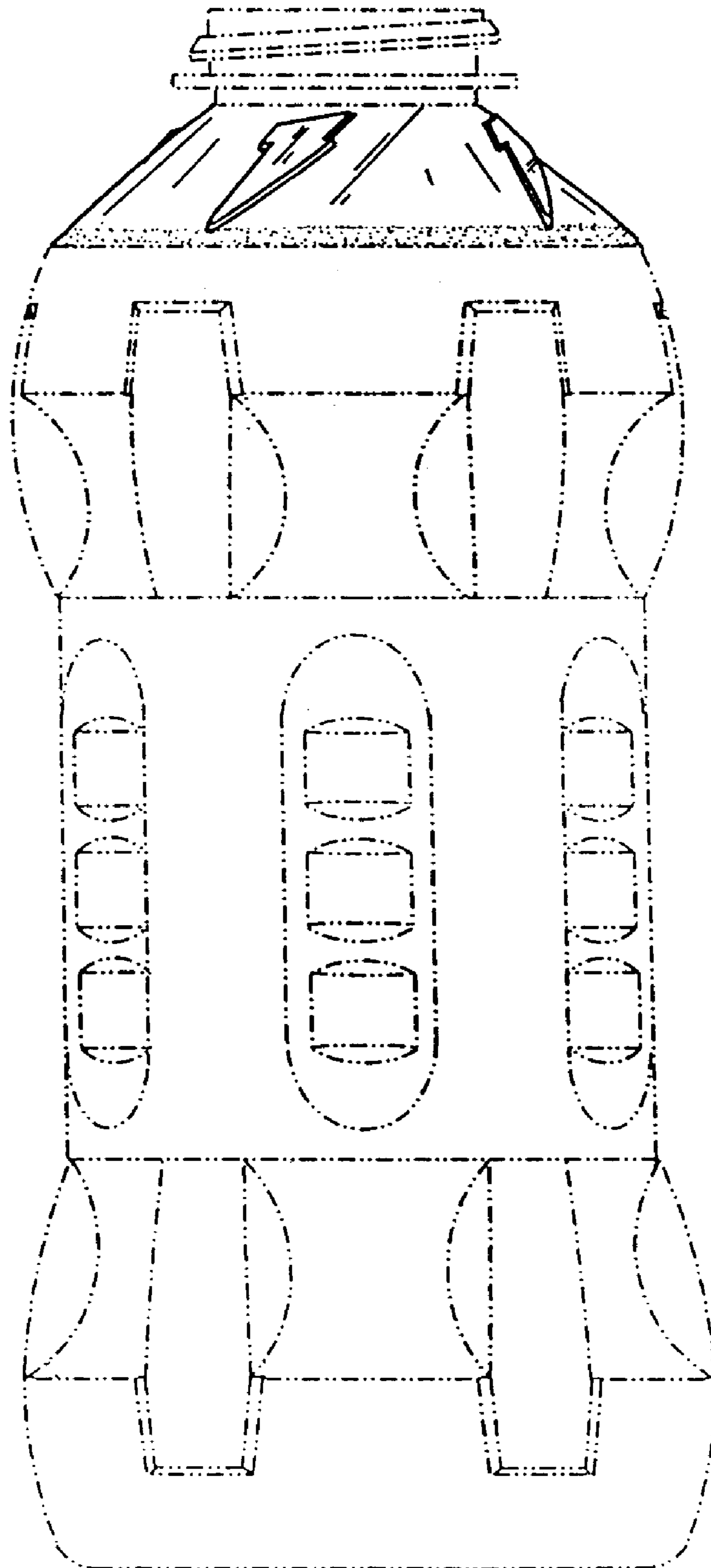


FIG. 4



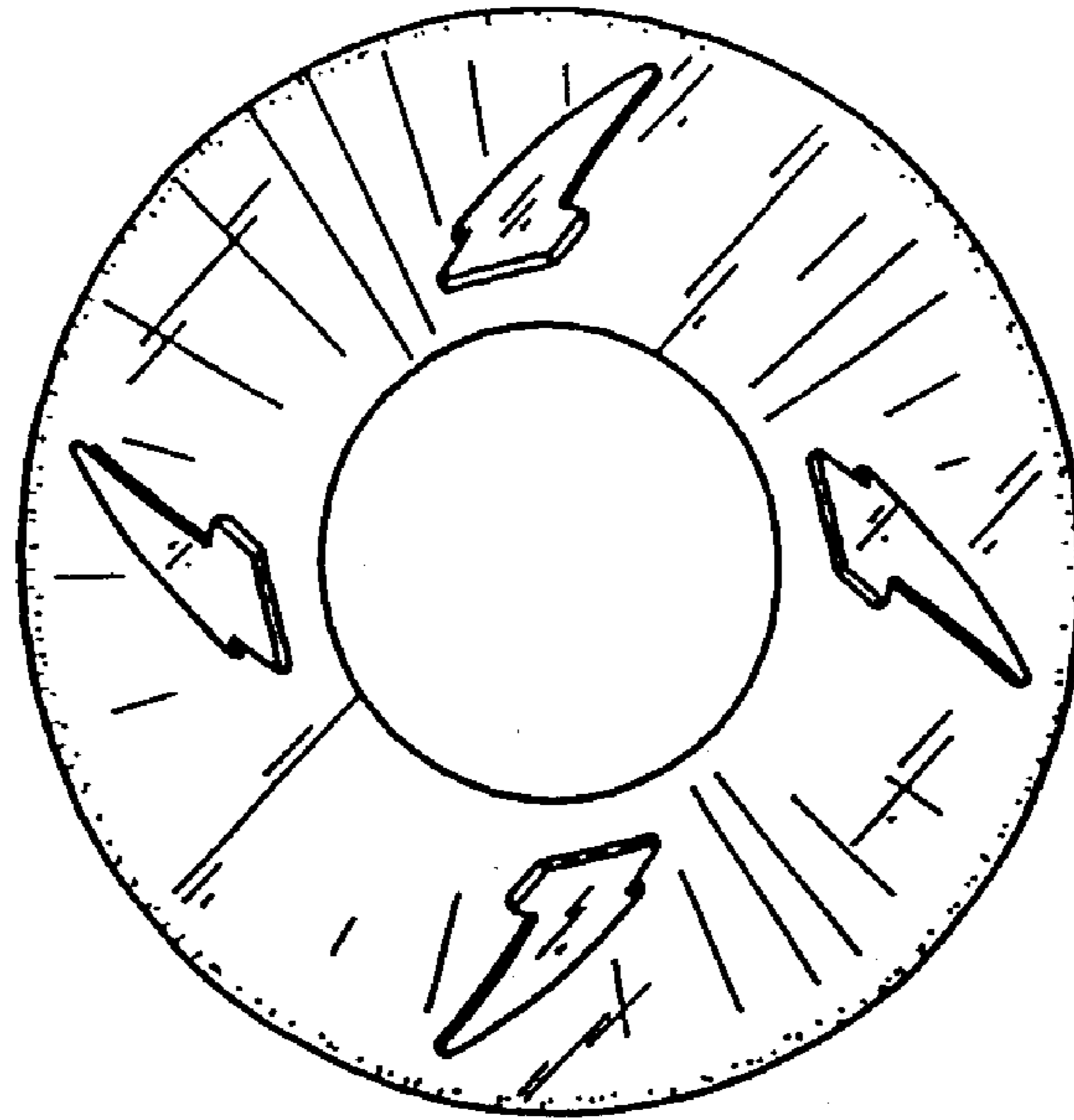


FIG. 5

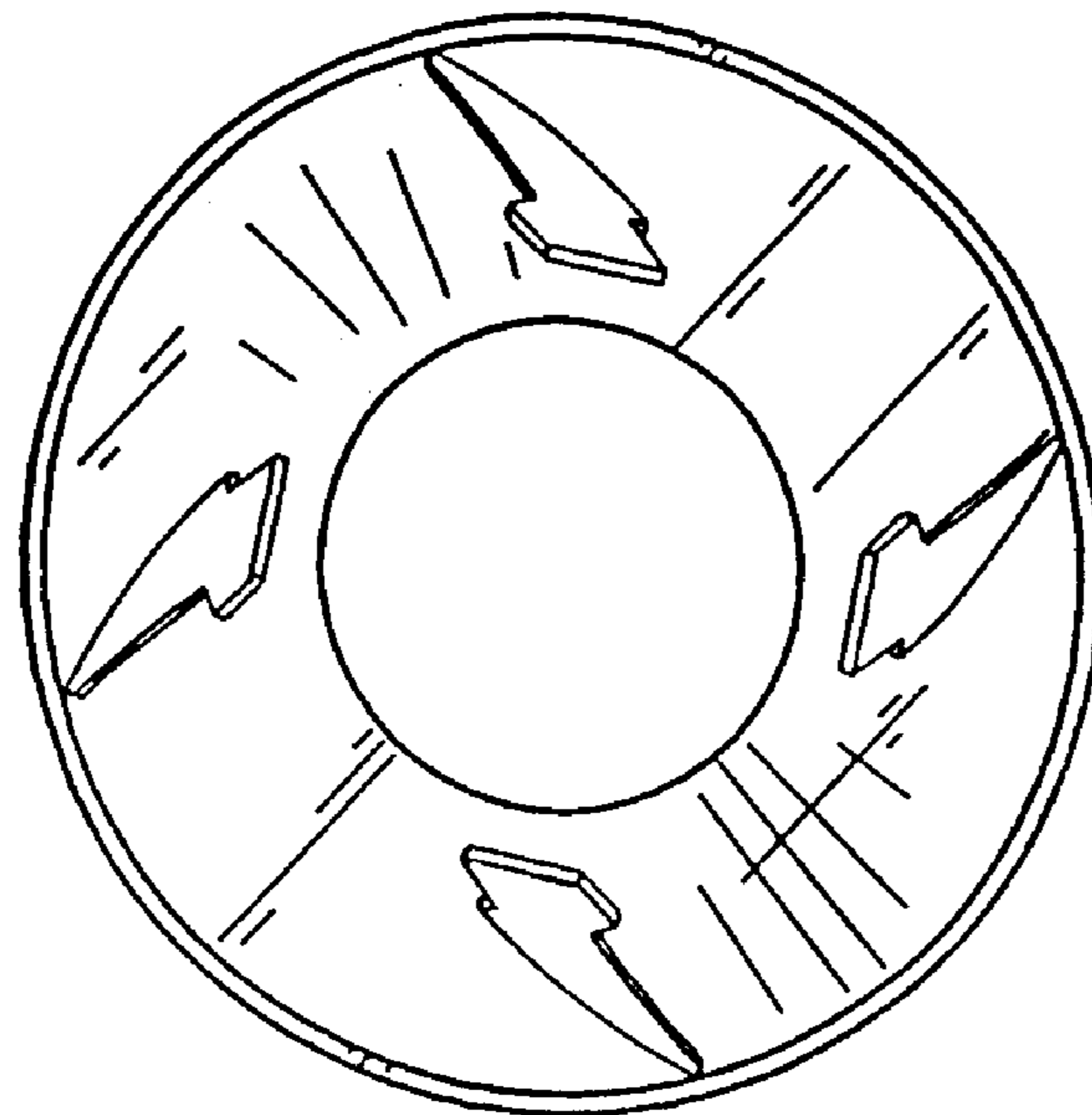


FIG. 6