



US00D520506S

(12) **United States Design Patent**
Wang et al.

(10) **Patent No.:** **US D520,506 S**

(45) **Date of Patent:** **** May 9, 2006**

(54) **FRONT BEZEL FOR COMPUTER ENCLOSURE**

D431,825 S * 10/2000 Jean et al. D14/444
D438,517 S * 3/2001 Chen et al. D14/444

(75) Inventors: **Yu Wang**, Shenzhen (CN); **Chun-Chi Liang**, Tu-Cheng (TW); **Jing-Renn Yu**, Tu-Cheng (TW); **Yun-Dong Xu**, Shenzhen (CN)

* cited by examiner

Primary Examiner—Freda S. Nunn
(74) *Attorney, Agent, or Firm*—Wei Te Chung

(73) Assignee: **Hon Hai Precision Ind. Co., Ltd.**, Taipei Hsien (TW)

(57) **CLAIM**

The ornamental design for a front bezel for computer enclosure, as shown and described.

(**) Term: **14 Years**

DESCRIPTION

(21) Appl. No.: **29/231,831**

FIG. 1 is a perspective view of a front bezel for computer enclosure showing our new design;
FIG. 2 is a front elevational view thereof;
FIG. 3 is a rear elevational view thereof;
FIG. 4 is a left side elevational view thereof;
FIG. 5 is a right side elevational view thereof;
FIG. 6 is a top plan view thereof;
FIG. 7 is a bottom plan view thereof; and,
FIG. 8 is a perspective view thereof being mounted to a computer enclosure; broken lines are for illustrative purposes only and form no part of the claimed design.

(22) Filed: **Jun. 9, 2005**

(51) **LOC (8) Cl.** **14-02**

(52) **U.S. Cl.** **D14/441**

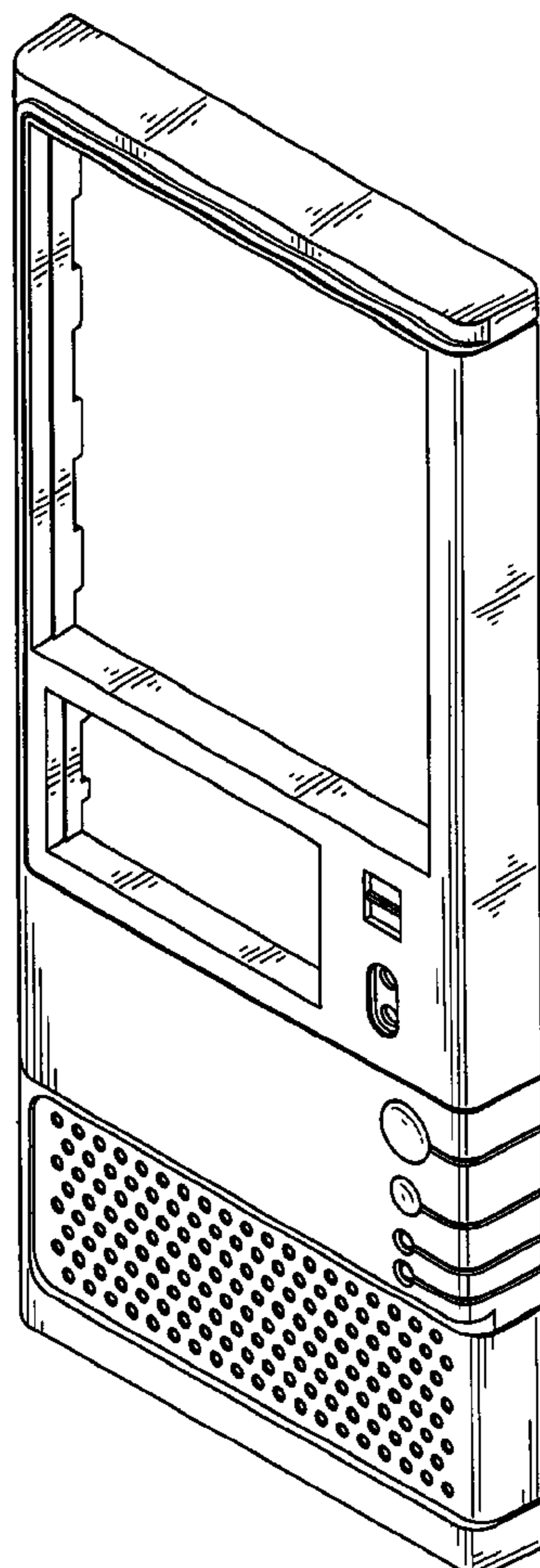
(58) **Field of Classification Search** D14/441-446;
D13/162, 184, 199; 312/223.2; 360/99.01-99.12;
361/680-686, 690-696; 369/34.01, 36.01
See application file for complete search history.

(56) **References Cited**

U.S. PATENT DOCUMENTS

6,000,769 A * 12/1999 Chen 312/223.2

1 Claim, 6 Drawing Sheets



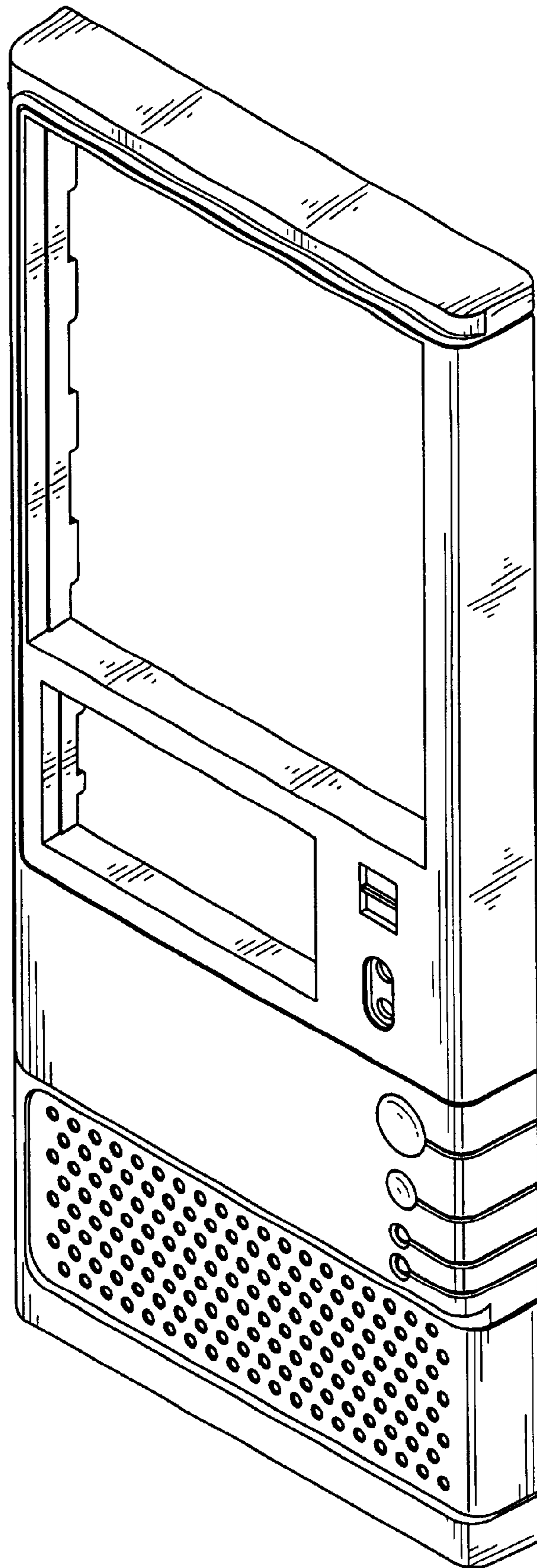


FIG. 1

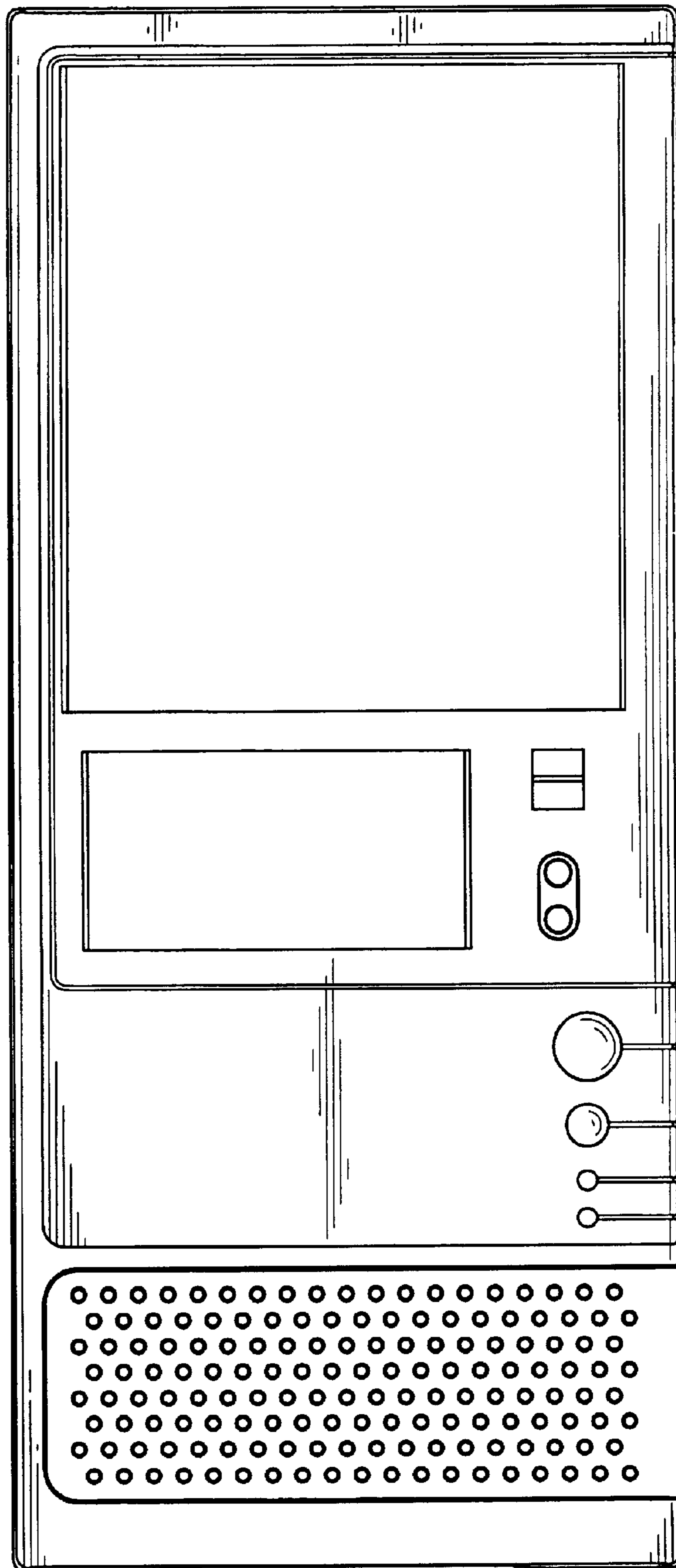


FIG. 2

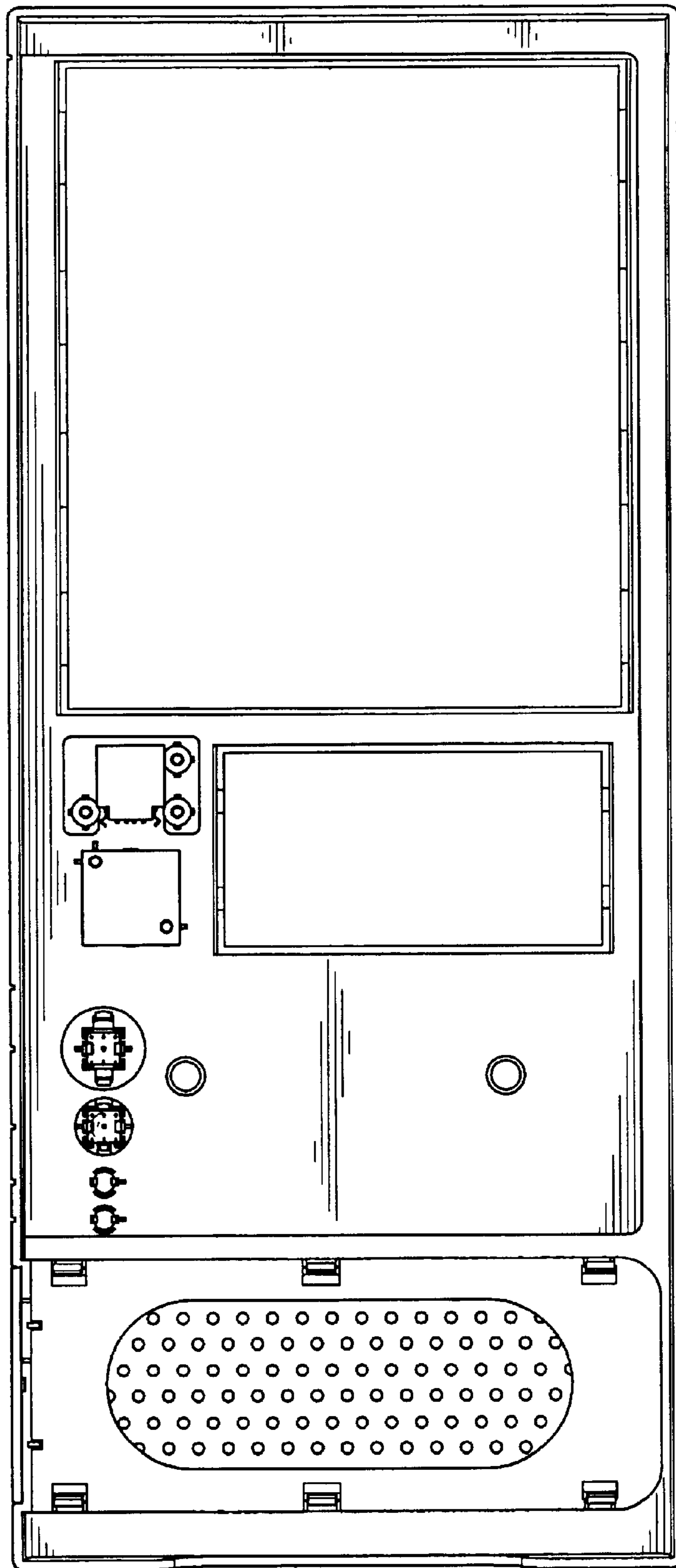


FIG. 3




FIG. 4




FIG. 5




FIG. 6




FIG. 7

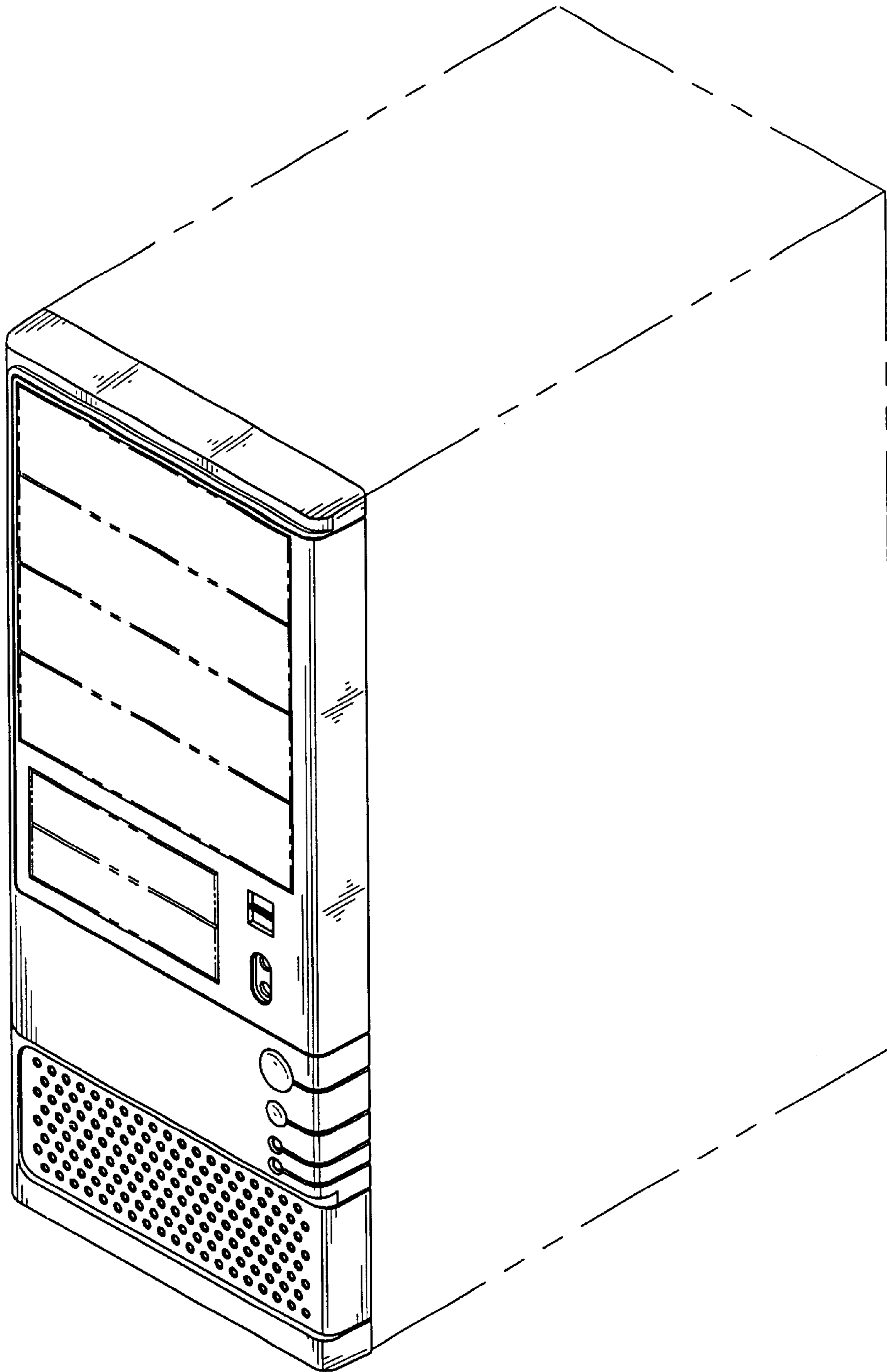


FIG. 8