



US00D520495S

(12) **United States Design Patent**
Dukerschein et al.

(10) **Patent No.:** **US D520,495 S**

(45) **Date of Patent:** **** May 9, 2006**

(54) **REMOTE CONTROLLER**

(75) Inventors: **Jon Dukerschein**, Plano, TX (US);
Albert M. Forlenza, Carrollton, TX (US);
Vincent W. Ellis, Plano, TX (US);
Rashid Skaf, Plano, TX (US);
Ronald W. Barber, Plano, TX (US);
Jose S. Vasquez, Plano, TX (US)

(73) Assignee: **AMX LLC**, Richardson, TX (US)

(**) Term: **14 Years**

(21) Appl. No.: **29/237,499**

(22) Filed: **Sep. 1, 2005**

(51) **LOC (8) Cl.** **14-03**

(52) **U.S. Cl.** **D14/218**

(58) **Field of Classification Search** D14/174,
D14/217, 218, 137-139, 151, 191-193, 299,
D14/167, 168; D13/168, 162-164; D21/512-517,
D21/566; D10/104, 106; 455/352-355, 151.1-151.4,
455/128, 347, 90.3; 348/114, 734
See application file for complete search history.

(56) **References Cited**

U.S. PATENT DOCUMENTS

D368,263 S * 3/1996 Hendricks D14/218
D450,662 S * 11/2001 Kwok D13/168

D478,569 S * 8/2003 Hussaini et al. D14/218
D479,835 S * 9/2003 Hussaini et al. D14/218
D485,534 S * 1/2004 Mayo et al. D13/168

* cited by examiner

Primary Examiner—Louis S. Zarfaz
Assistant Examiner—John Windmuller
(74) *Attorney, Agent, or Firm*—Gardere Wynne Sewell LLP


(57) **CLAIM**

The ornamental design for a remote controller, as shown and described.

DESCRIPTION

FIG. 1 is a perspective view of a remote controller in accordance with our invention;
FIG. 2 is a front elevation view of the remote controller shown in FIG. 1;
FIG. 3 is a rear elevation view of the remote controller shown in FIG. 1;
FIG. 4 is a left side view of the remote controller shown in FIG. 1;
FIG. 5 is a right side view of the remote controller shown in FIG. 1;
FIG. 6 is a top plan view of the remote controller shown in FIG. 1; and,
FIG. 7 is a bottom plan view of the remote controller shown in FIG. 1.

1 Claim, 3 Drawing Sheets



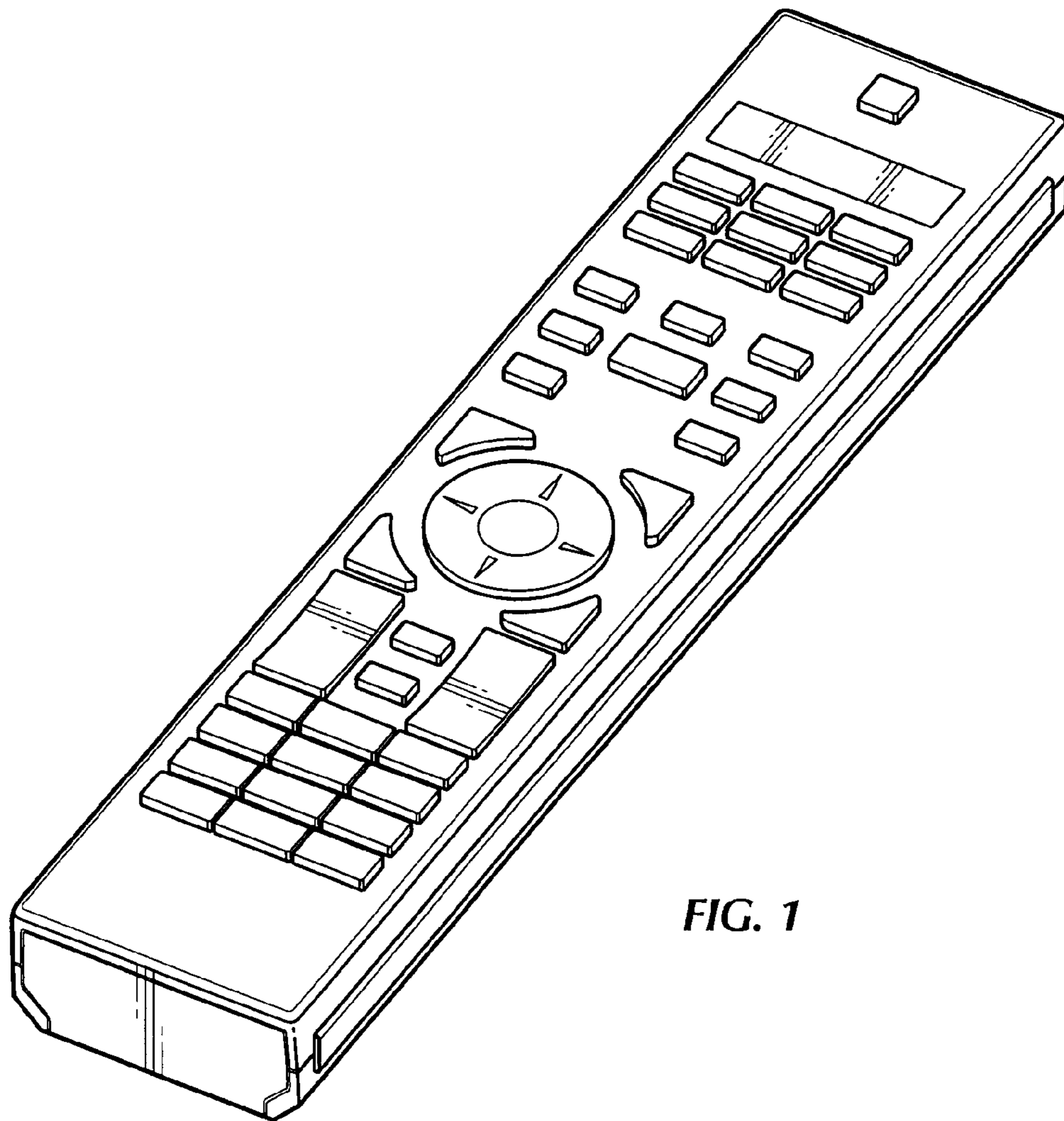


FIG. 1




FIG. 3

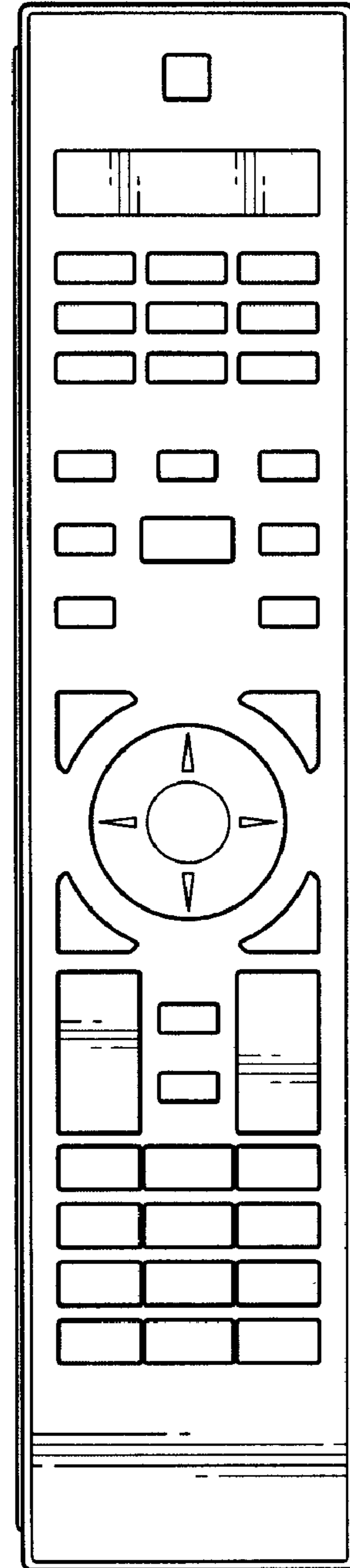


FIG. 2




FIG. 4

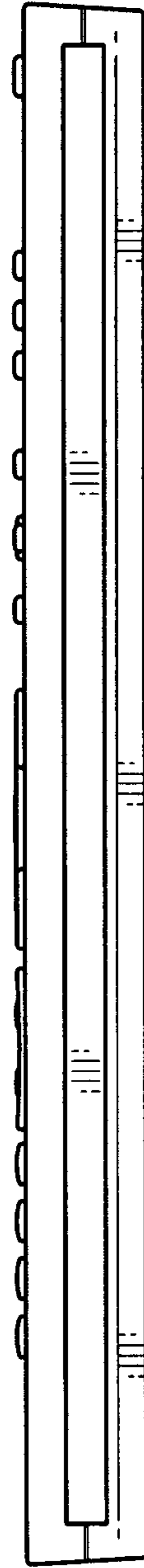


FIG. 5

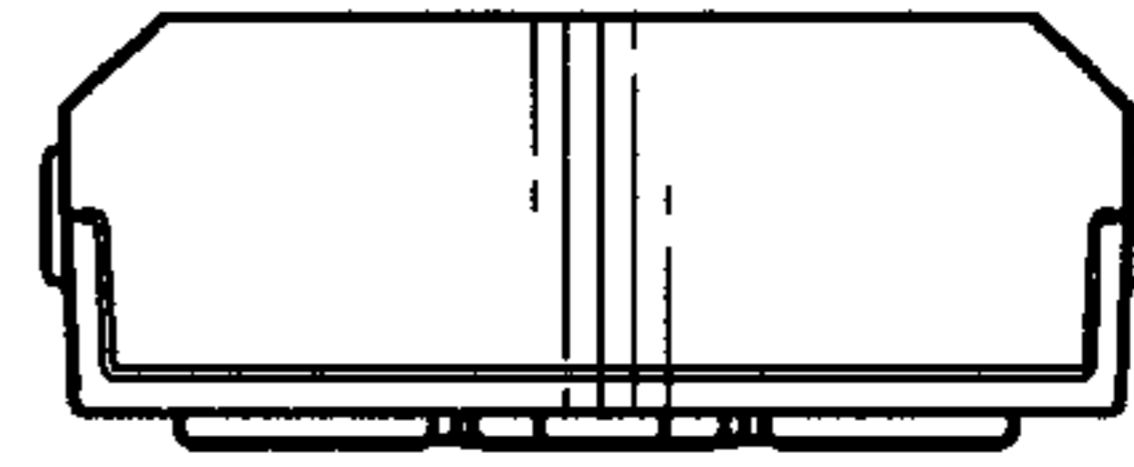


FIG. 6

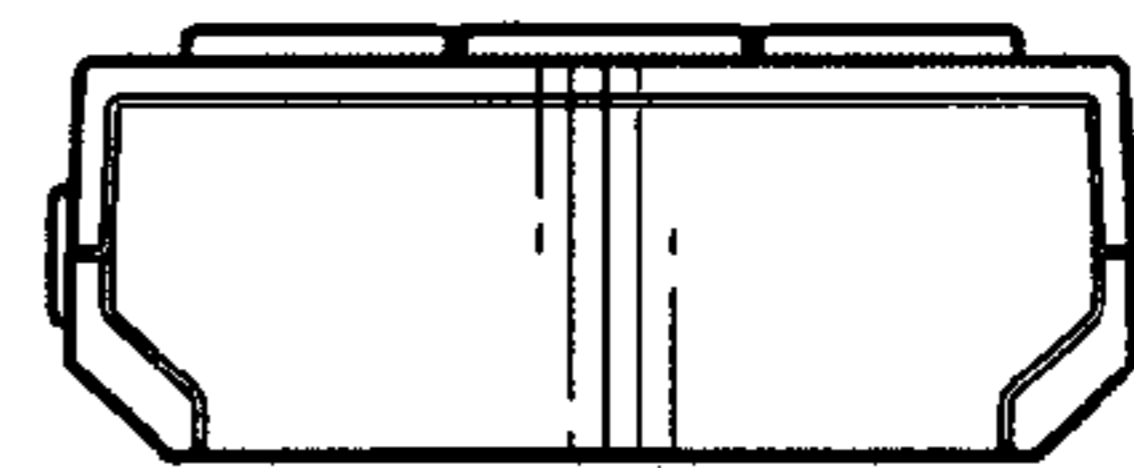


FIG. 7