

US00D520490S

(12) **United States Design Patent**
Tompkins et al.

(10) **Patent No.:** **US D520,490 S**

(45) **Date of Patent:** **** May 9, 2006**

(54) **PILL-SHAPED ON-PREMISES ELECTRONIC PAGER WITH FLATTENED SIDES**

D445,777 S * 7/2001 Scalisi D14/191
D499,653 S * 12/2004 Karim D9/529
D507,257 S * 7/2005 Lovegreen et al. D14/191

(76) Inventors: **Jessica Tompkins**, c/o Target Brands, Inc., 1000 Nicolett Mall, Minneapolis, MN (US) 54403; **Erin Hassett**, c/o Target Brands, Inc., 1000 Nicolett Mall, Minneapolis, MN (US) 54403; **William Lavigne**, c/o Target Brands, Inc., Nicolett Mall, Minneapolis, MN (US) 54403; **Paul Estenson**, 4645 Eastwood Rd., Minnetoka, MN (US) 55345; **Daniel Tompkins**, 4749 Clear Spring Rd., Minnetonka, MN (US) 55345; **Philip Remedios**, 725 Prior Pl., Palm Harbor, FL (US) 34683; **Robert Vasquez**, 8025 SW. Yachtsmans Dr., Stuart, FL (US) 34997

* cited by examiner

Primary Examiner—Prabhakar Deshmukh
(74) *Attorney, Agent, or Firm*—Morgan, Lewis & Bockius LLP

(57) **CLAIM**

The ornamental design for a pill-shaped on-premises electronic pager with flattened sides, as shown and described.

DESCRIPTION

FIG. 1 is a front perspective view of a pill-shaped on-premises electronic pager with flattened sides in accordance with the invention;
FIG. 2 is a front view of a pill-shaped on-premises electronic pager with flattened sides;
FIG. 3 is a rear view of a pill-shaped on-premises electronic pager with flattened sides;
FIG. 4 is a top view of a pill-shaped on-premises electronic pager with flattened sides;
FIG. 5 is a bottom view of a pill-shaped on-premises electronic pager with flattened sides; and
FIG. 6 is a left side view of a pill-shaped on-premises electronic pager with flattened sides;
FIG. 7 is a right side view of a pill-shaped on-premises electronic pager with flattened sides.
FIG. 8 is a front perspective view of a pill-shaped on-premises electronic pager with flattened sides having a clip;
FIG. 9 is a front view of a pill-shaped on-premises electronic pager with flattened sides having a clip;
FIG. 10 is a rear view of a pill-shaped on-premises electronic pager with flattened sides having a clip;
FIG. 11 is a top view of a pill-shaped on-premises electronic pager with flattened sides having a clip;
FIG. 12 is a bottom view of a pill-shaped on-premises electronic pager with flattened sides having a clip;
FIG. 13 is a left side view of a pill-shaped on-premises electronic pager with flattened sides; and,
FIG. 14 is a right side view of a pill-shaped on-premises electronic pager with flattened sides.
The broken lines are for illustrative purpose only and form no part of the claimed design.

(**) Term: **14 Years**

(21) Appl. No.: **29/211,161**

(22) Filed: **Aug. 11, 2004**
(Under 37 CFR 1.47)

(51) **LOC (8) Cl.** **14-03**

(52) **U.S. Cl.** **D14/191; D14/189**

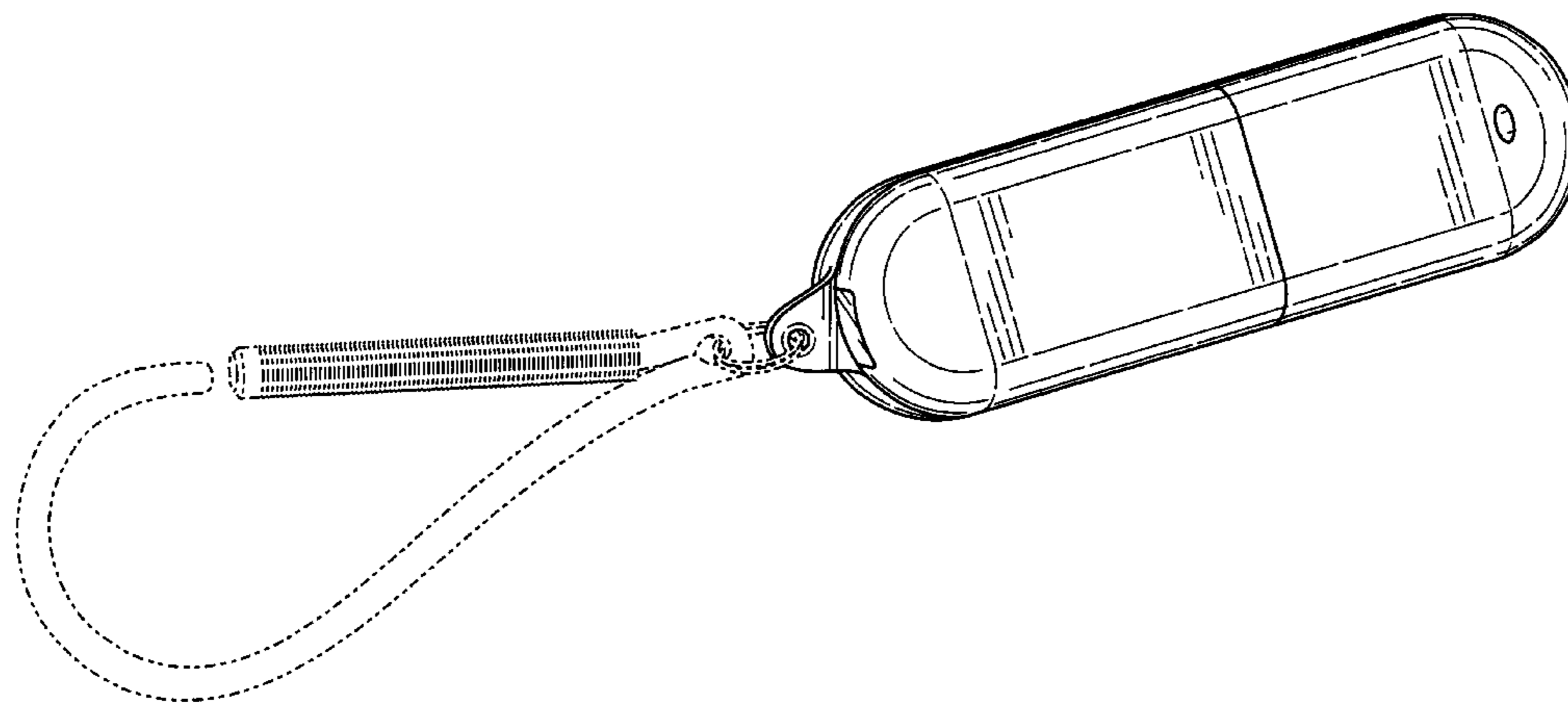
(58) **Field of Classification Search** D14/191–194, D14/188, 189, 168, 196, 204, 137, 155, 159; 340/7.1, 7.2, 7.21–7.28, 539.13, 539.14, 340/311.2, 313, 7.63; 455/3.01, 3.05, 90.1–90.3, 455/344–351, 95; D9/428, 423, 424
See application file for complete search history.

(56) **References Cited**

U.S. PATENT DOCUMENTS

2,941,161 A * 6/1960 Scantlin 331/149
D223,097 S * 3/1972 Krumin et al. D14/191
D277,753 S * 2/1985 Eckmann et al. D14/191
5,214,794 A * 5/1993 Van Wijnen 455/351
D358,816 S * 5/1995 Scheid D14/191
D397,865 S * 9/1998 Lin D3/218
5,894,591 A * 4/1999 Tamayo 340/7.5
D409,196 S * 5/1999 Wicks D14/191
6,208,839 B1 * 3/2001 Davani 340/7.2

1 Claim, 8 Drawing Sheets



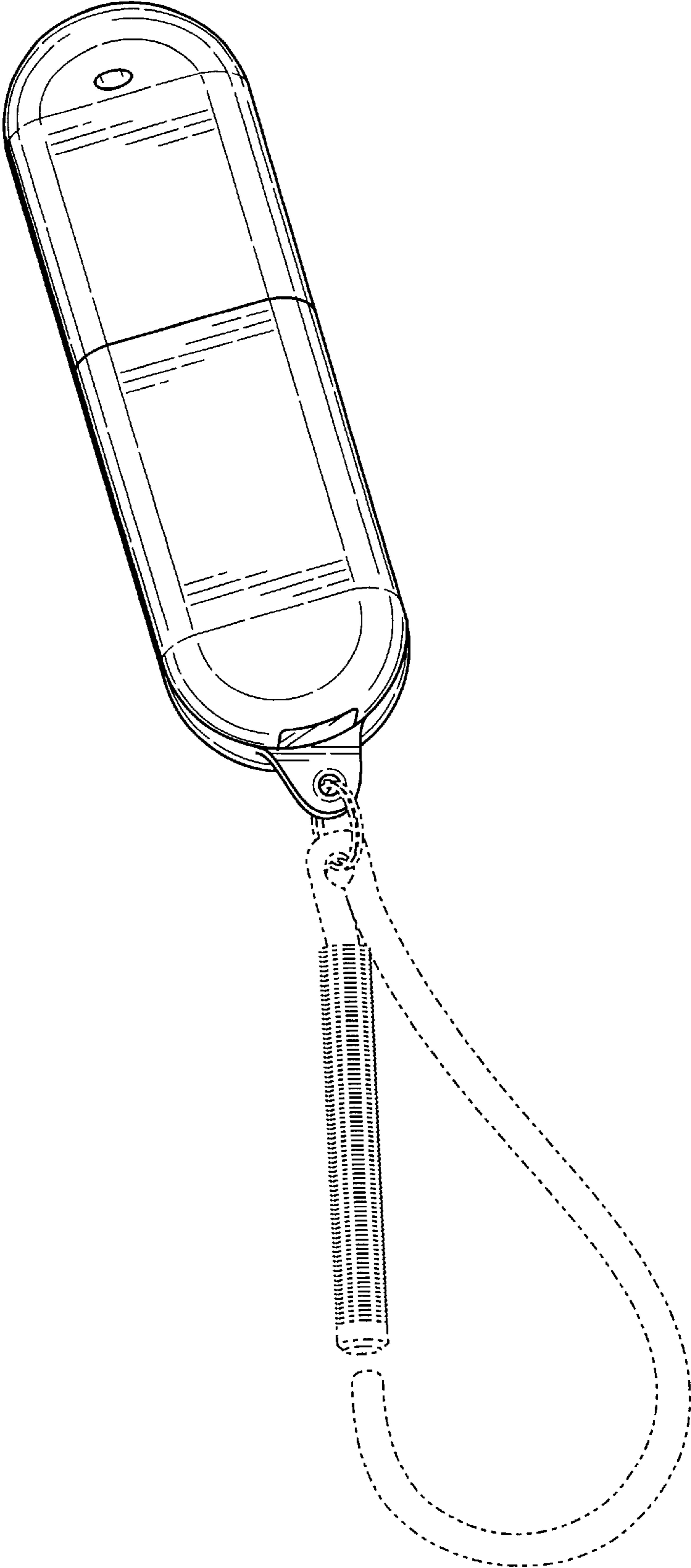


FIG. 1

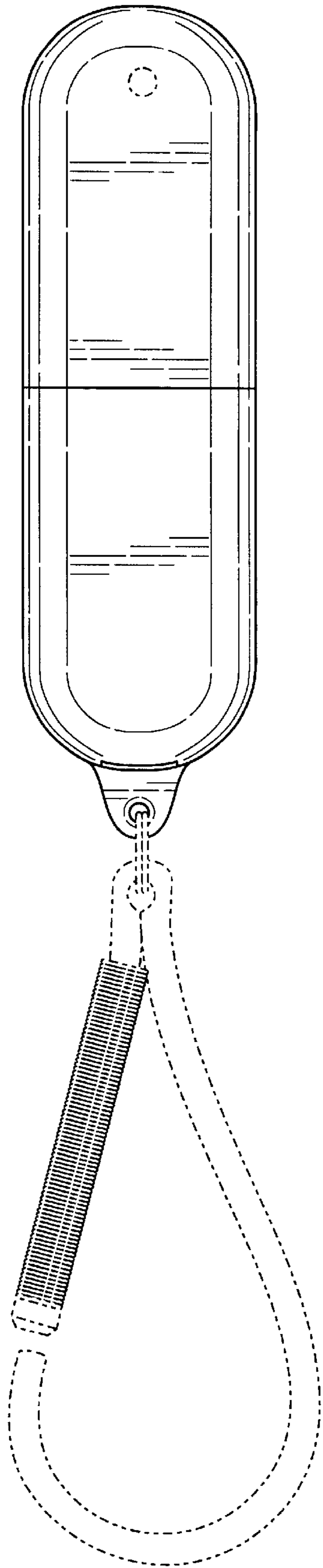


FIG. 2

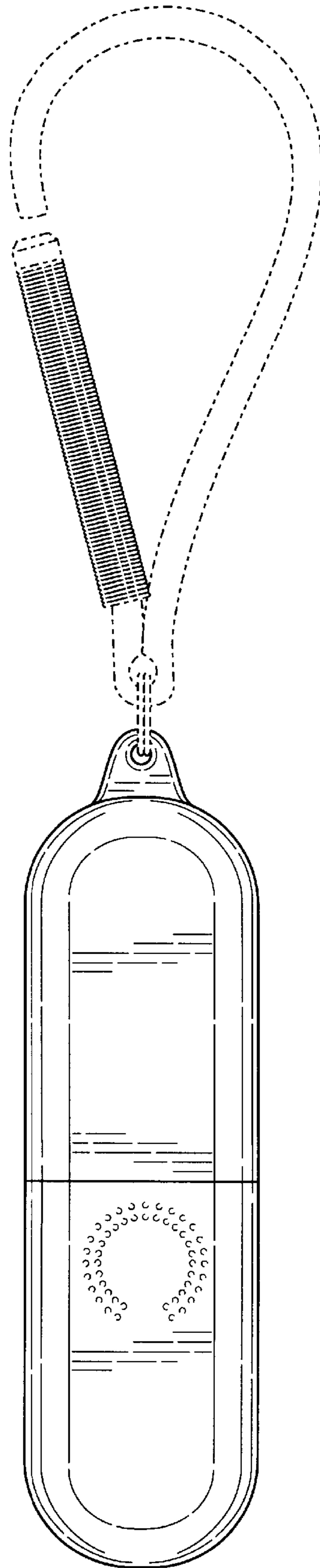


FIG. 3

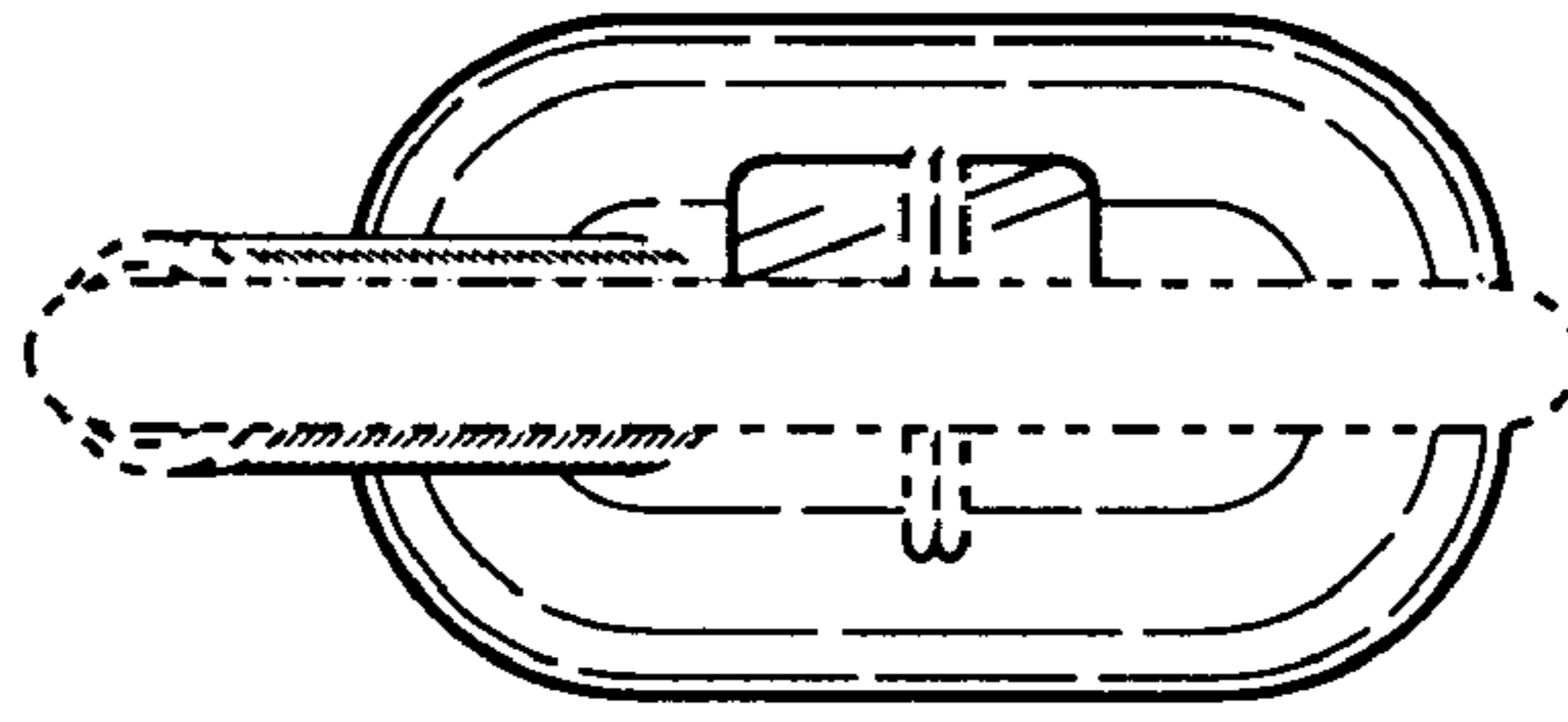


FIG. 5

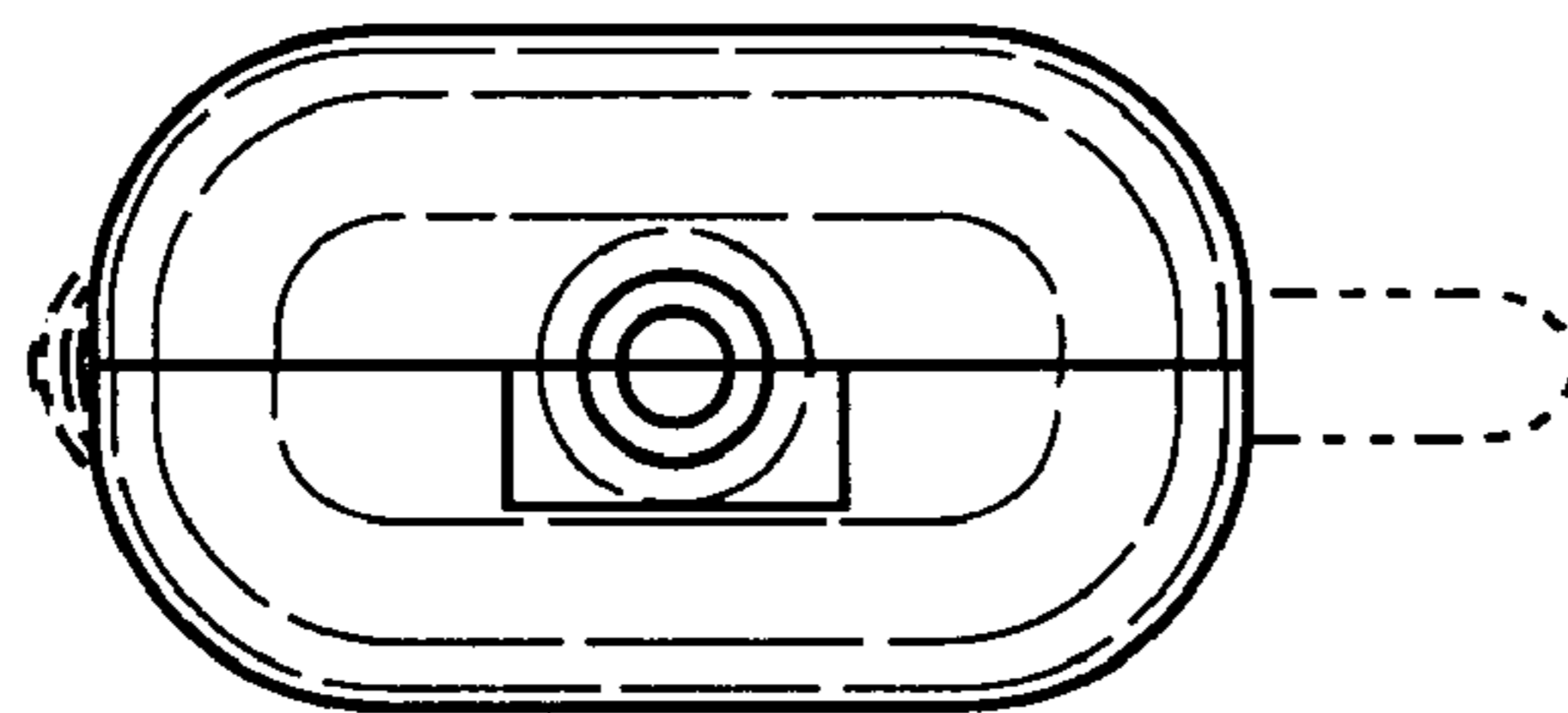


FIG. 4

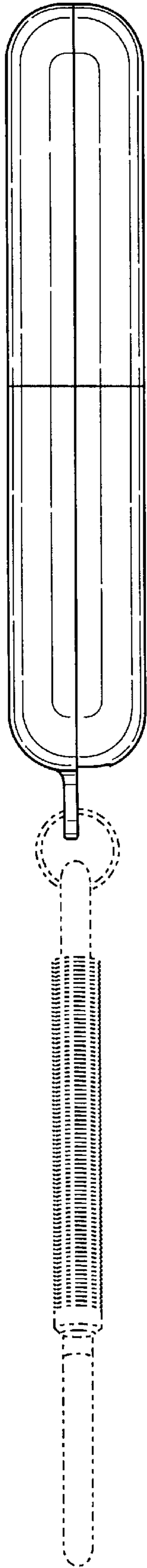


FIG. 6

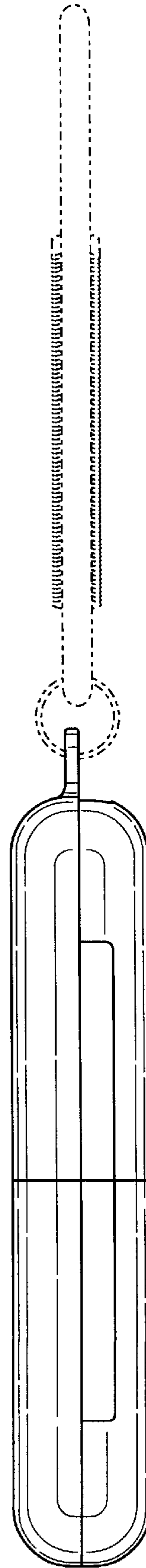


FIG. 7

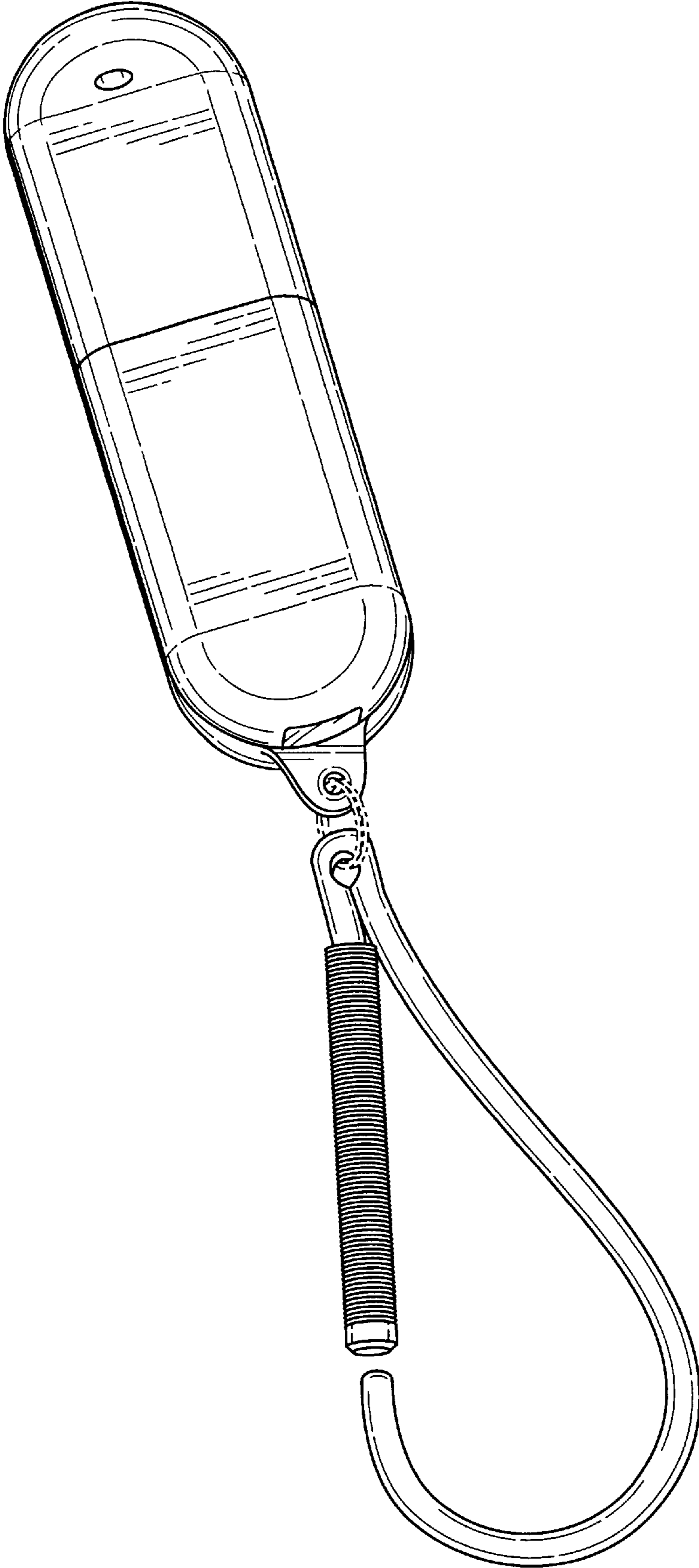


FIG. 8

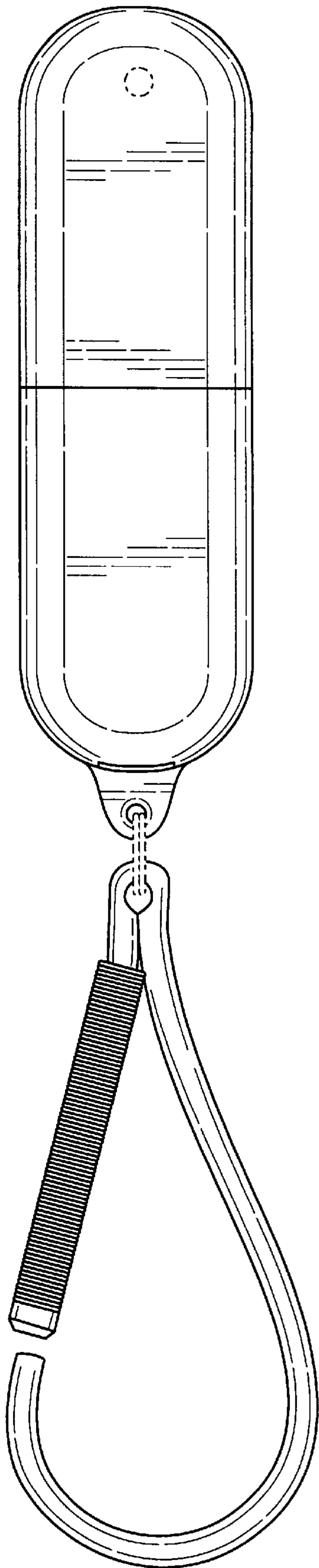


FIG. 9

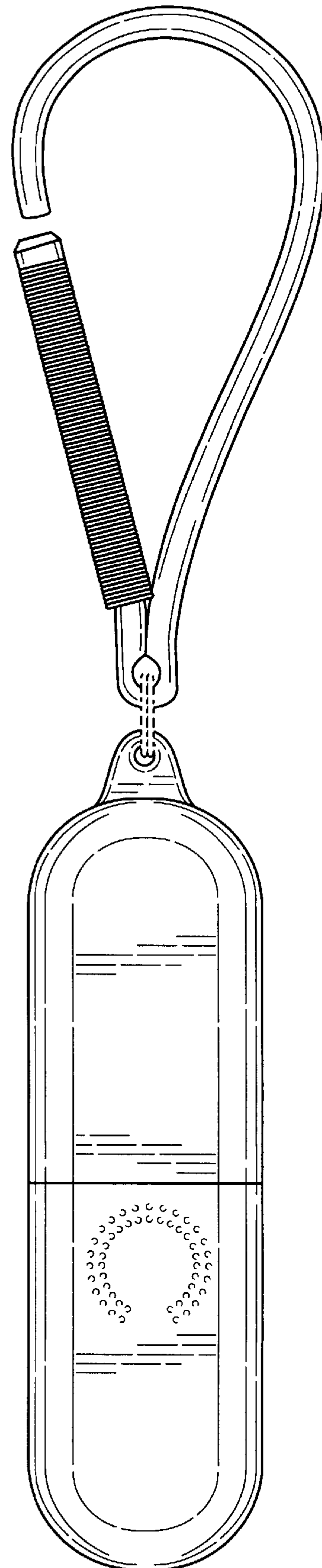


FIG. 10

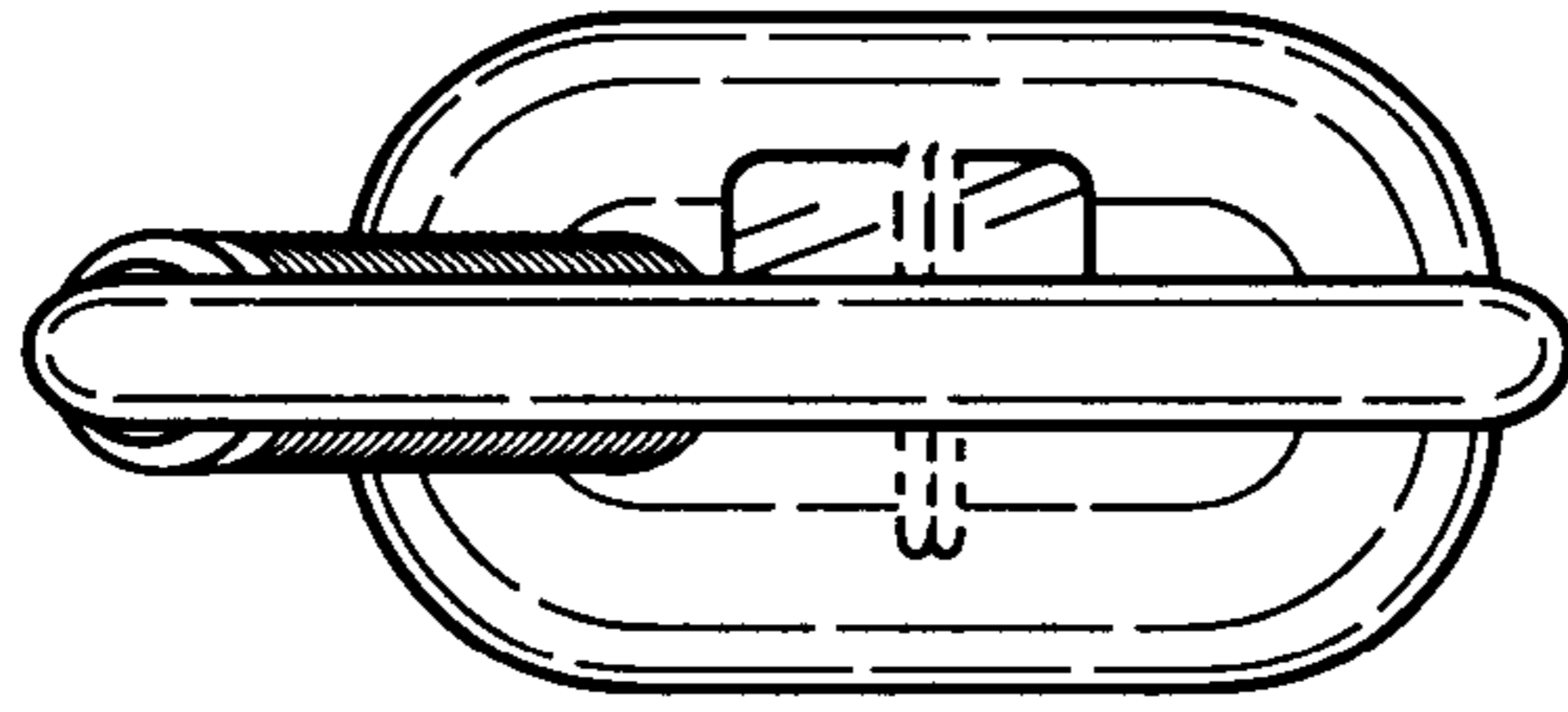


FIG. 11

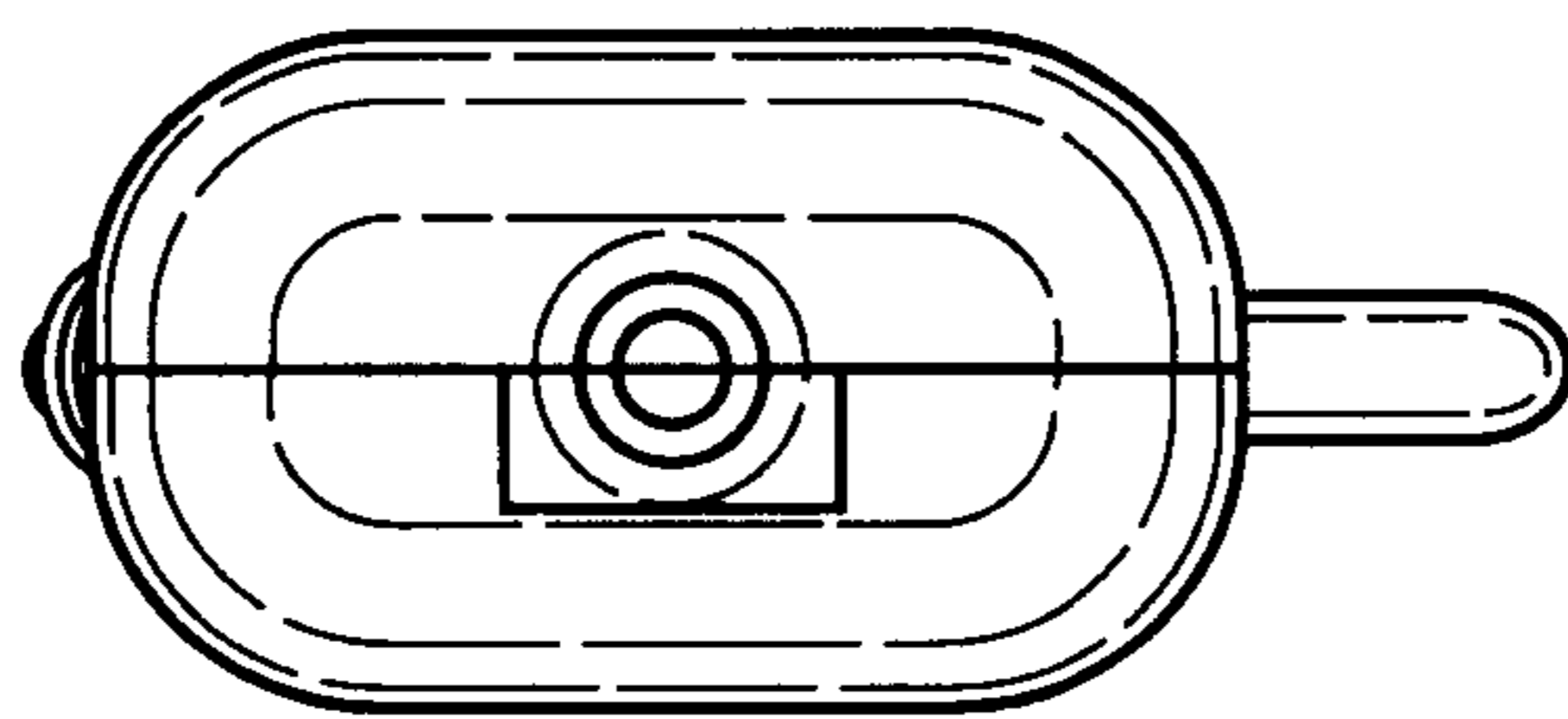


FIG. 12




FIG. 13

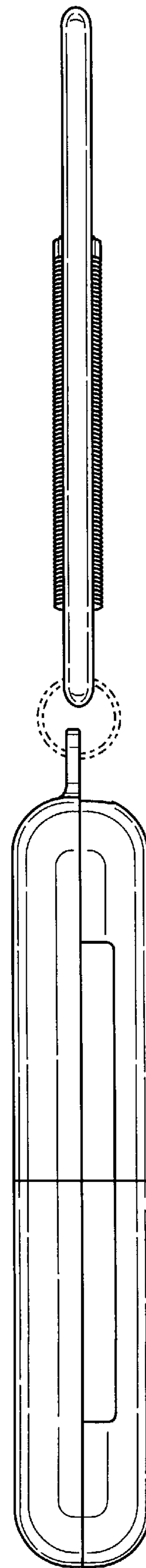


FIG. 14