

US00D520464S

(12) **United States Design Patent**  
**Strong et al.**

(10) **Patent No.:** **US D520,464 S**

(45) **Date of Patent:** **\*\* May 9, 2006**

(54) **ILLUMINATOR SWITCH ASSEMBLY**

(75) Inventors: **James G. Strong**, Skaneateles, NY (US); **Peter J. Bettis**, Skaneateles, NY (US); **Tony Mark Anthony**, Victory, NY (US); **Michael F. Curry**, Syracuse, NY (US); **Deborah A. Laun**, Syracuse, NY (US); **David T. Middleton, Jr.**, Skaneateles, NY (US)

(73) Assignee: **Welch Allyn, Inc.**, Skaneateles Falls, NY (US)

(\*\*) Term: **14 Years**

(21) Appl. No.: **29/178,180**

(22) Filed: **Mar. 21, 2003**

(51) **LOC (8) Cl.** ..... **13-03**

(52) **U.S. Cl.** ..... **D13/171**

(58) **Field of Classification Search** ..... D13/133,  
D13/147, 158, 171; D14/205, 206; D24/133;  
600/220; 606/50

See application file for complete search history.

(56) **References Cited**

**U.S. PATENT DOCUMENTS**

D351,375 S \* 10/1994 Nagele ..... D13/171

D463,790 S \* 10/2002 Beraut et al. .... D14/223  
6,527,771 B1 \* 3/2003 Weadock et al. .... 606/50  
D490,152 S \* 5/2004 Myall et al. .... D24/133  
2004/0097919 A1 \* 5/2004 Wellman et al. .... 606/42  
2004/0186355 A1 \* 9/2004 Strong et al. .... 600/220

\* cited by examiner

*Primary Examiner*—Stella Reid  
*Assistant Examiner*—Selina Sikder  
(74) *Attorney, Agent, or Firm*—Peter J. Bilinski

(57) **CLAIM**

The ornamental design for an illuminator switch assembly, as shown and described.

**DESCRIPTION**

FIG. 1 is a front perspective view of an illuminator switch assembly showing our new design wherein the broken line showing of the environment is for illustrative purposes only and forms no part of the claimed design;

FIG. 2 is a top plan view thereof;

FIG. 3 is a left hand side view thereof;

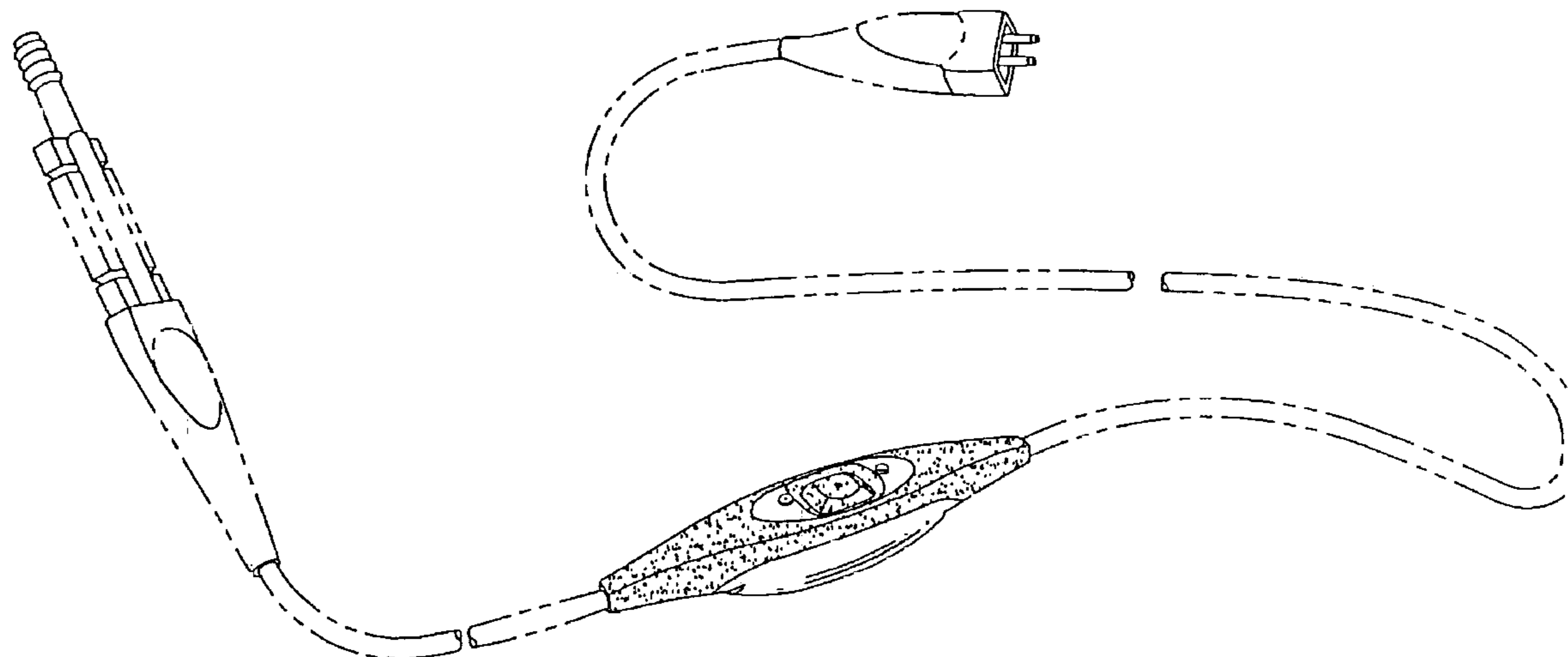
FIG. 4 is a right hand side view taken from the bottom side thereof;

FIG. 5 is a front end view thereof;

FIG. 6 is a rear end view thereof; and,

FIG. 7 is a bottom view thereof.

**1 Claim, 2 Drawing Sheets**



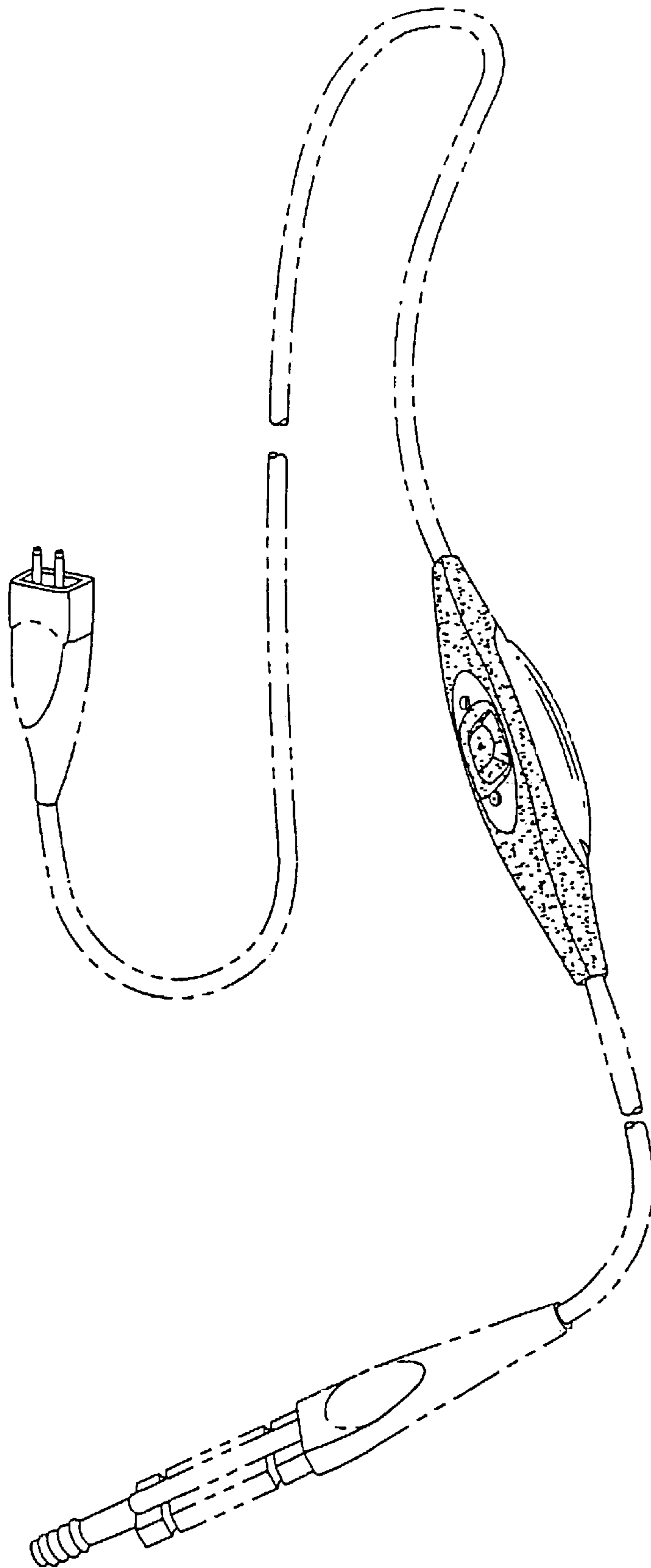


FIG. 1

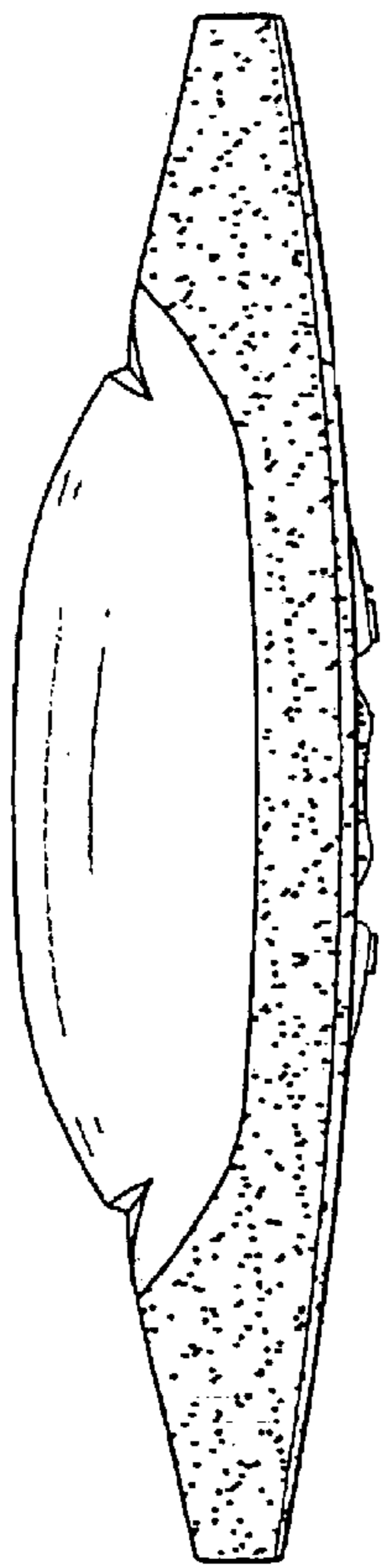


FIG. 4

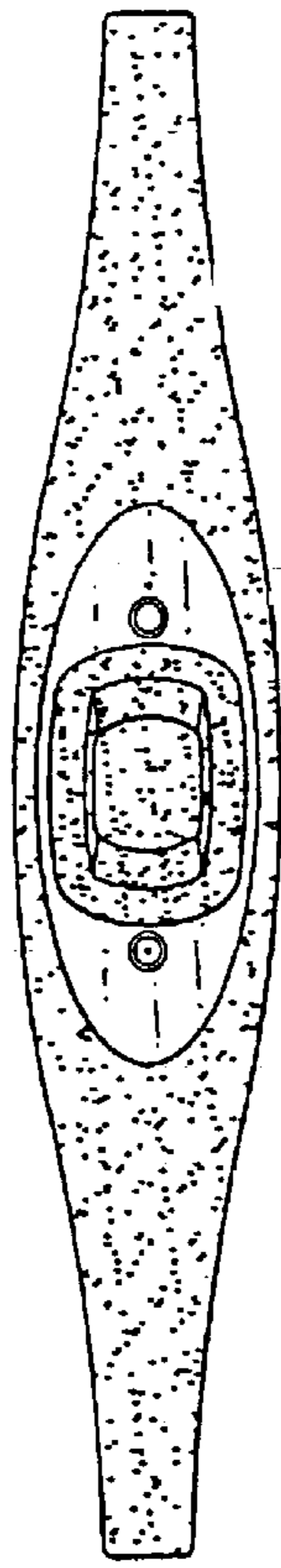


FIG. 2

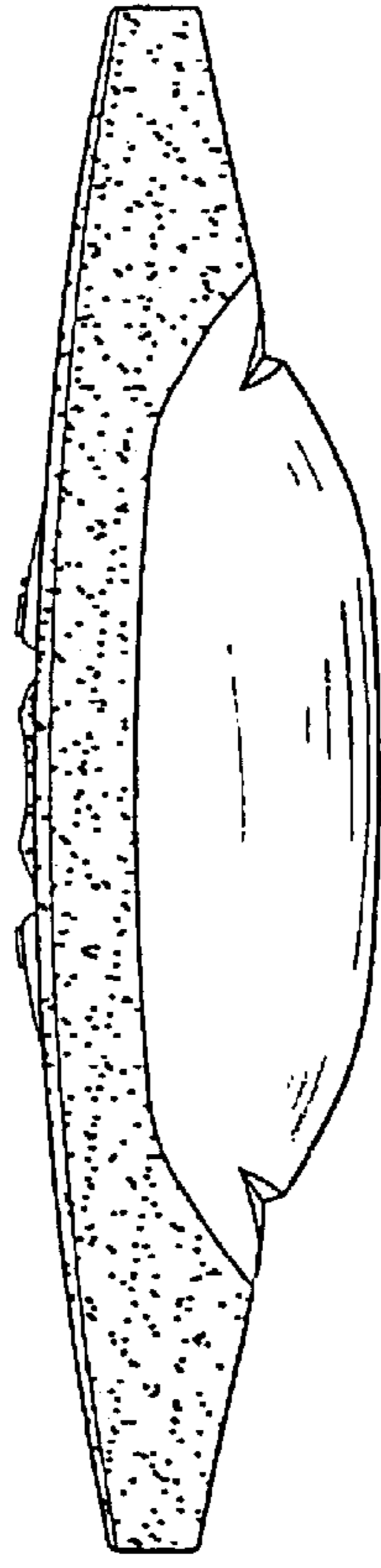


FIG. 3




FIG. 7

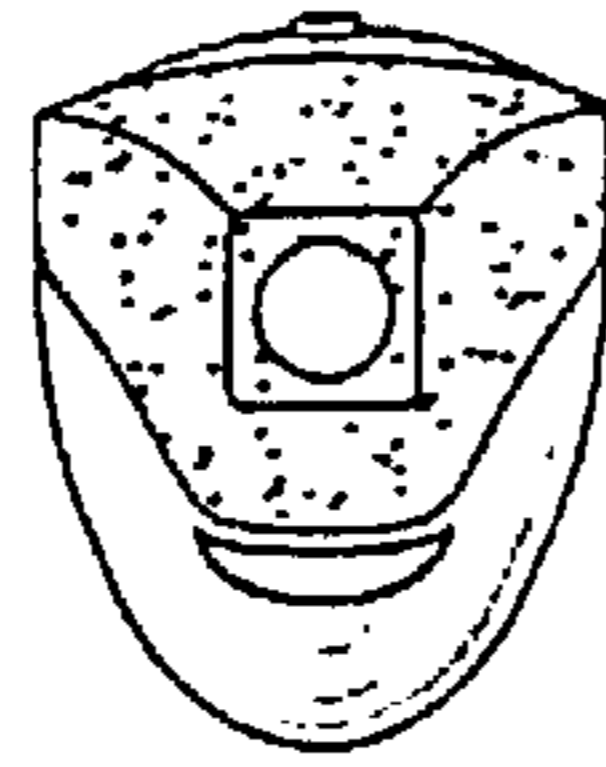


FIG. 6

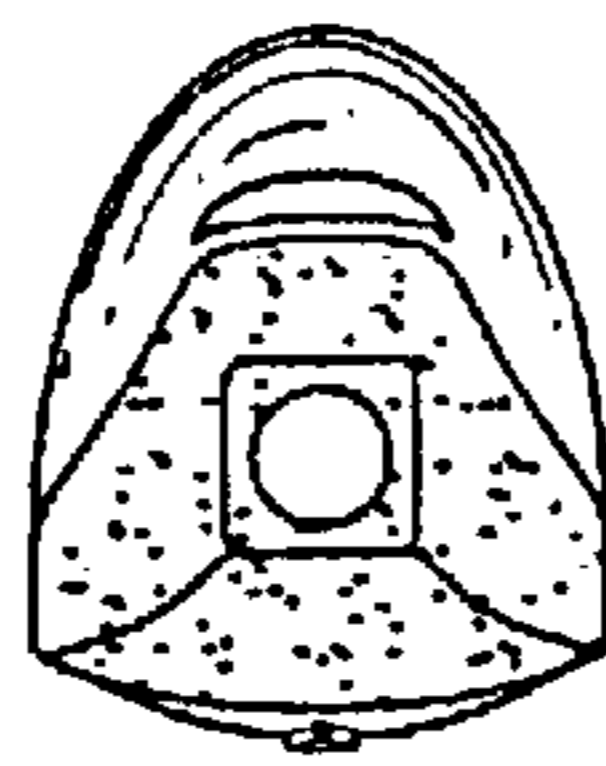


FIG. 5