

US00D520446S

(12) **United States Design Patent**
Liu et al.

(10) **Patent No.:** **US D520,446 S**

(45) **Date of Patent:** **** May 9, 2006**

(54) **CHARGER DEVICE**

(75) Inventors: **Lan-Ting Liu**, Sunrise, FL (US); **Craig F Siddoway**, Davie, FL (US)

(73) Assignee: **Motorola, Inc.**, Schaumburg, IL (US)

(**) Term: **14 Years**

(21) Appl. No.: **29/221,874**

(22) Filed: **Jan. 20, 2005**

(51) **LOC (8) Cl.** **13-02**

(52) **U.S. Cl.** **D13/108**

(58) **Field of Classification Search** D13/107-110,
D13/118-119, 184; D14/251, 253, 432, 434;
320/107-115
See application file for complete search history.

(56) **References Cited**

U.S. PATENT DOCUMENTS

D300,678 S	*	4/1989	Barrault	D32/73
D358,364 S	*	5/1995	Siddoway	D13/108
D361,979 S	*	9/1995	Shirakawa et al.	D13/108
D395,280 S		6/1998	Phelps		
D406,099 S		2/1999	Ng et al.		
D409,563 S		5/1999	Haase et al.		
D417,430 S	*	12/1999	Ko	D13/107
D419,956 S		2/2000	Lucaci et al.		
D427,966 S		7/2000	Foster et al.		
D431,809 S		10/2000	McBroom et al.		
D436,576 S		1/2001	Herrmann et al.		
D440,936 S	*	4/2001	Burns	D13/108

D444,121 S		6/2001	Chun et al.		
D444,124 S		6/2001	Casey et al.		
D455,396 S	*	4/2002	Scott et al.	D13/108
D459,299 S	*	6/2002	Hughes et al.	D13/108
D460,971 S	*	7/2002	Sica et al.	D14/434
D468,305 S	*	1/2003	Ma et al.	D14/253
D468,686 S		1/2003	Zeng et al.		
D471,578 S	*	3/2003	Okuley	D16/242
D478,884 S	*	8/2003	Slipy et al.	D14/149
D480,376 S	*	10/2003	Ma	D14/149
D508,458 S	*	8/2005	Solland et al.	D13/108

* cited by examiner

Primary Examiner—Alan P. Douglas

Assistant Examiner—Rosemary K. Tarcza

(57) **CLAIM**

The ornamental design for a charger device, as shown and described.

DESCRIPTION

FIG. 1 is a front, top and right side perspective view of a charger device showing/our new design;

FIG. 2 is a top view thereof;

FIG. 3 is a bottom view thereof;

FIG. 4 is left view thereof;

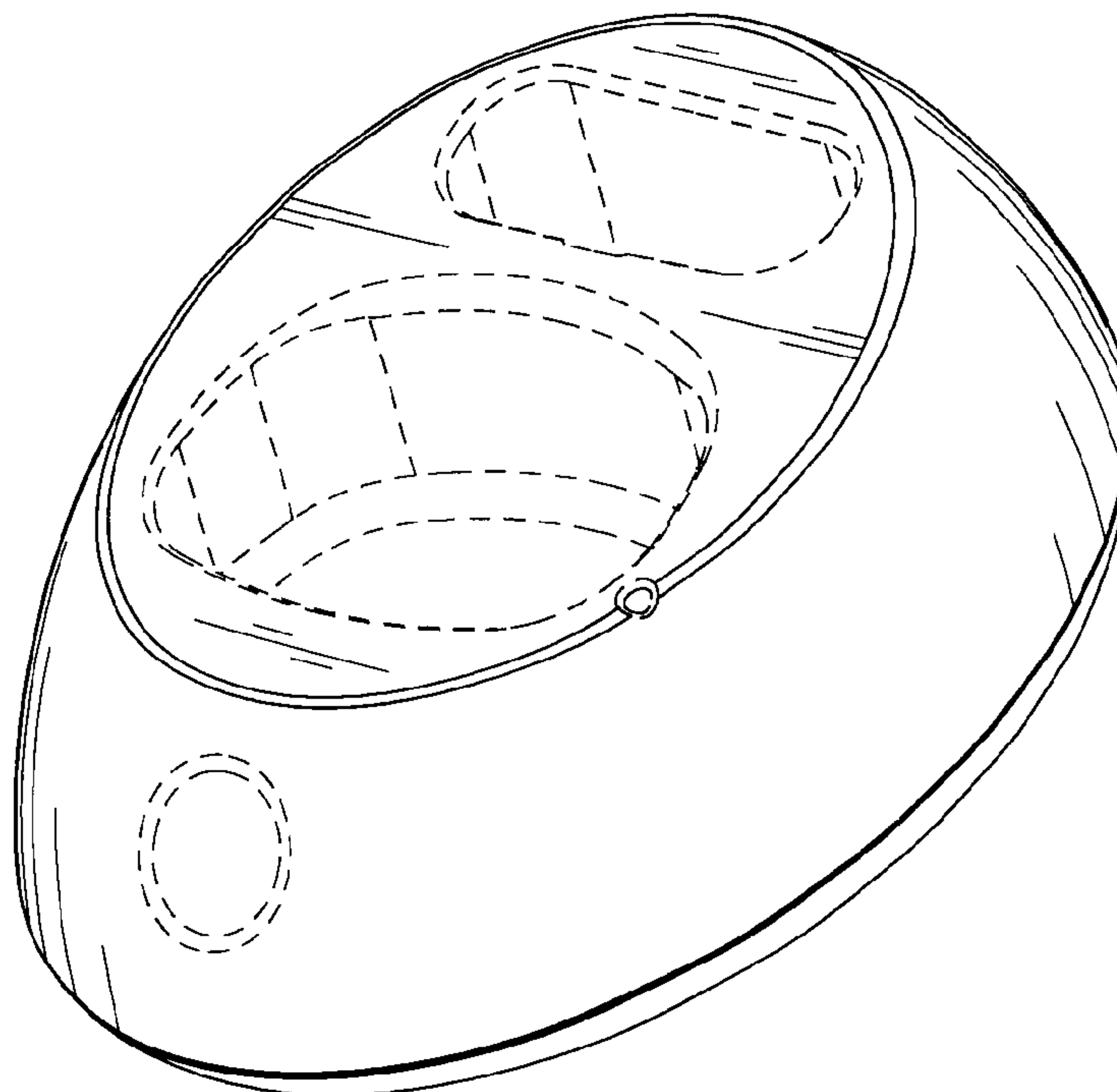
FIG. 5 is a right view thereof;

FIG. 6 is a front view thereof; and,

FIG. 7 is a back view thereof.

The broken lines shown in FIGS. 1-7 are included for the purpose of illustrating environmental elements only and form no part of the claimed design.

1 Claim, 4 Drawing Sheets



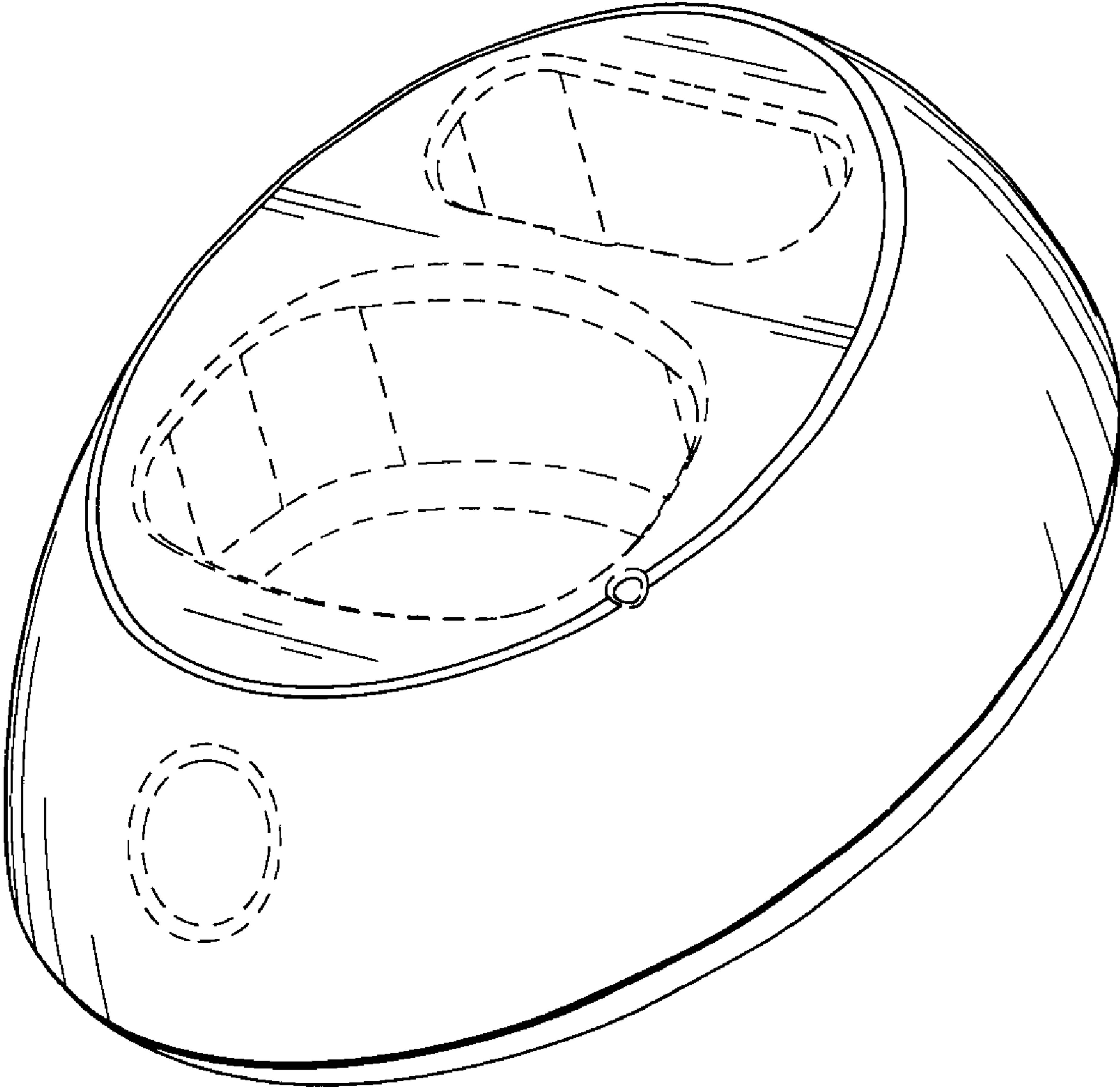


FIG. 1

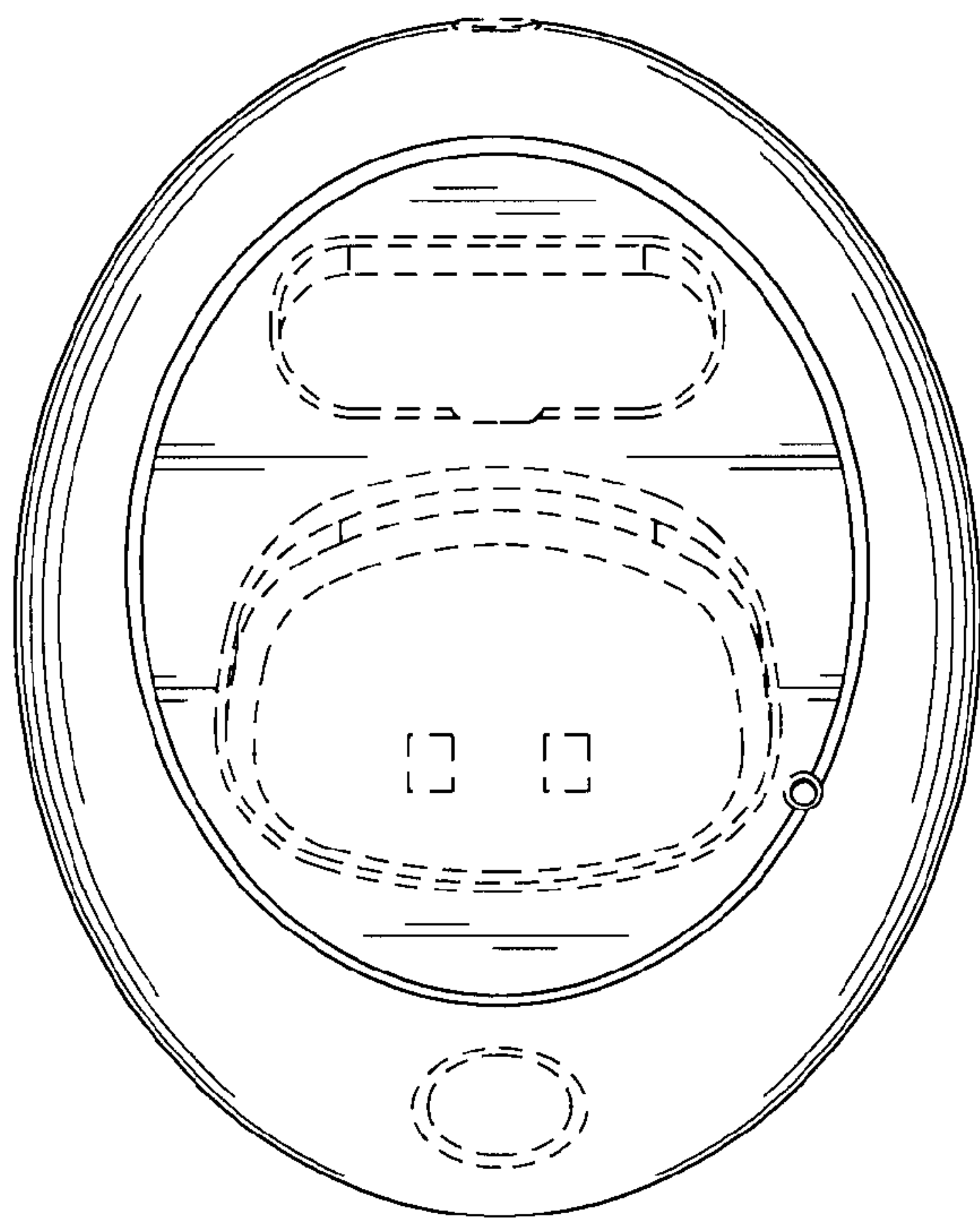


FIG. 2

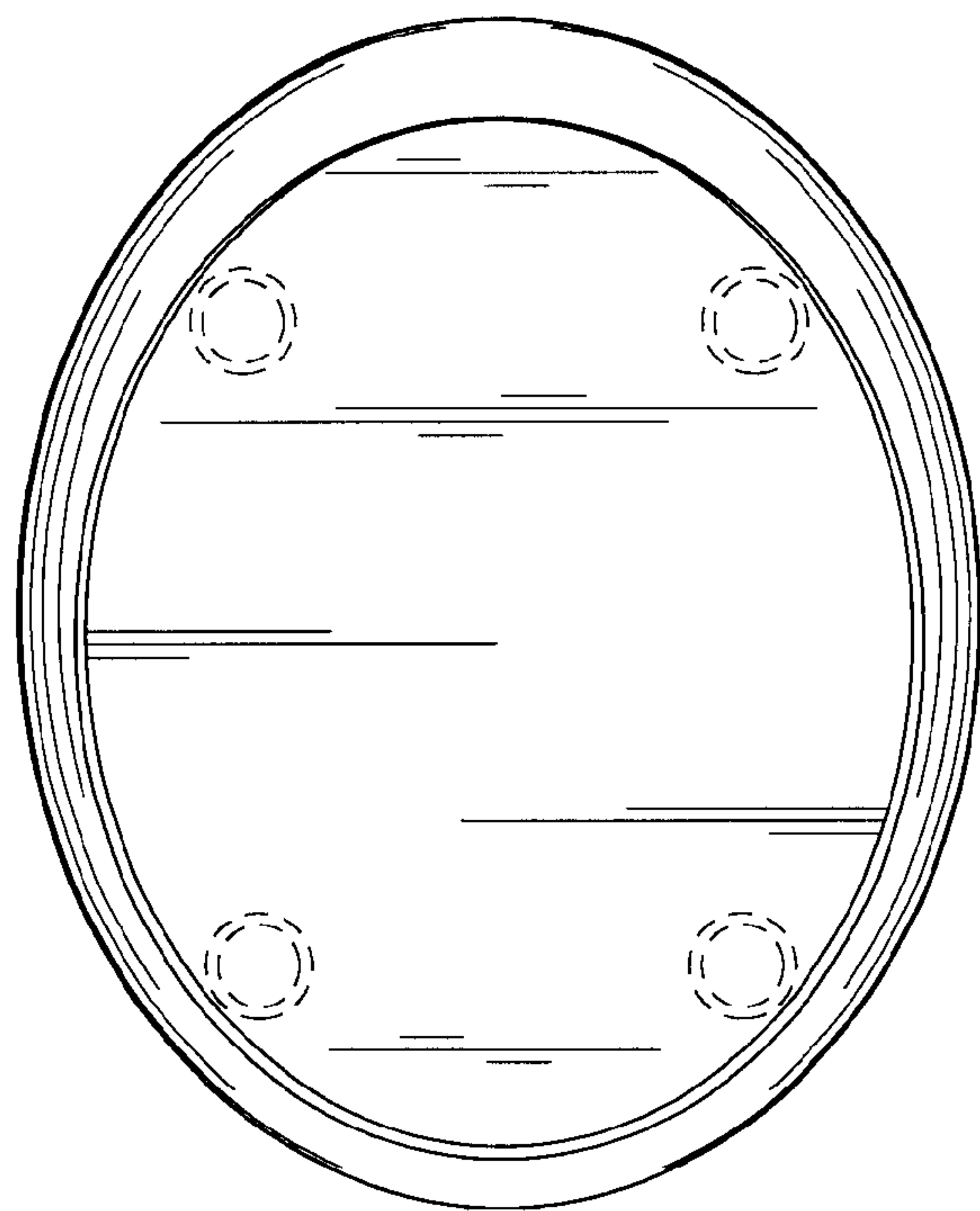


FIG. 3

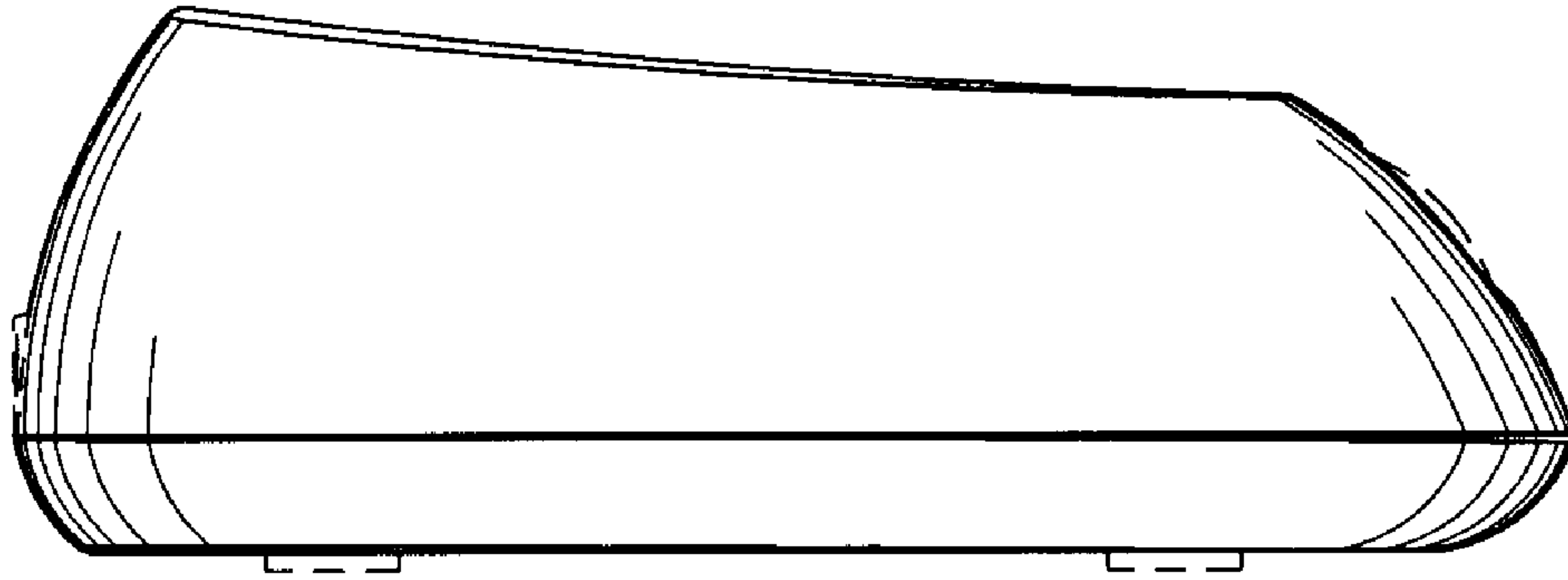


FIG. 4

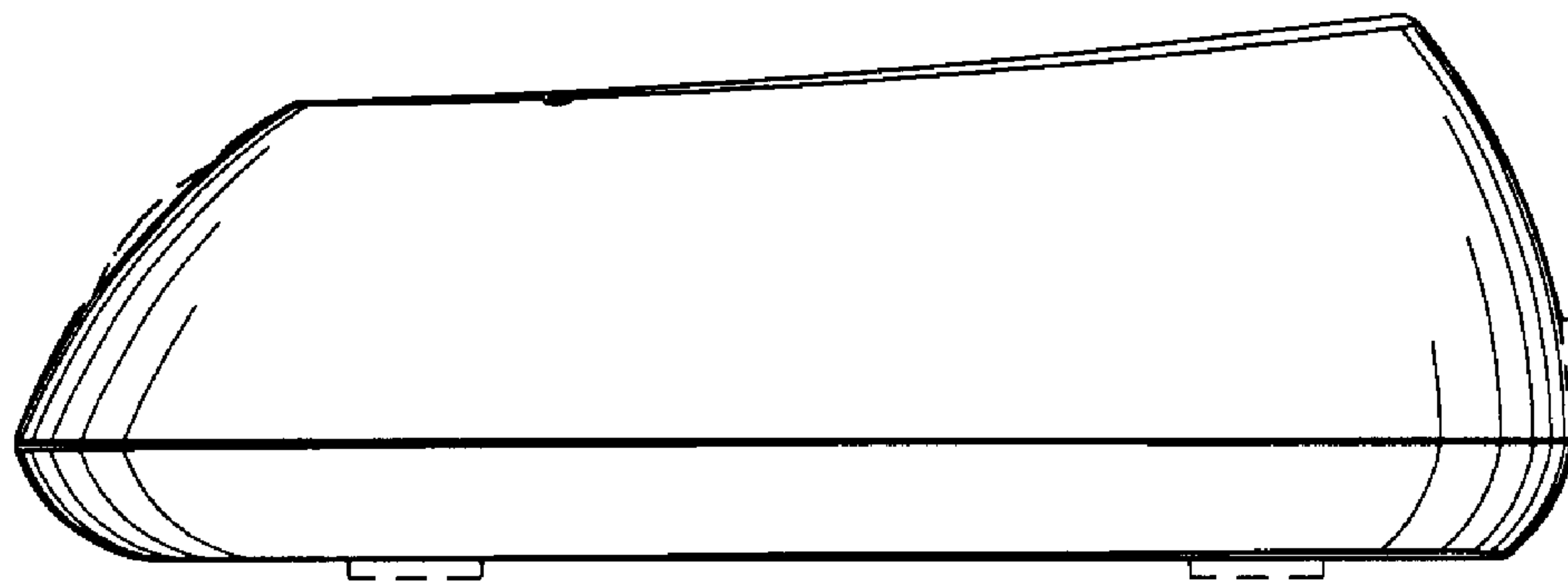


FIG. 5

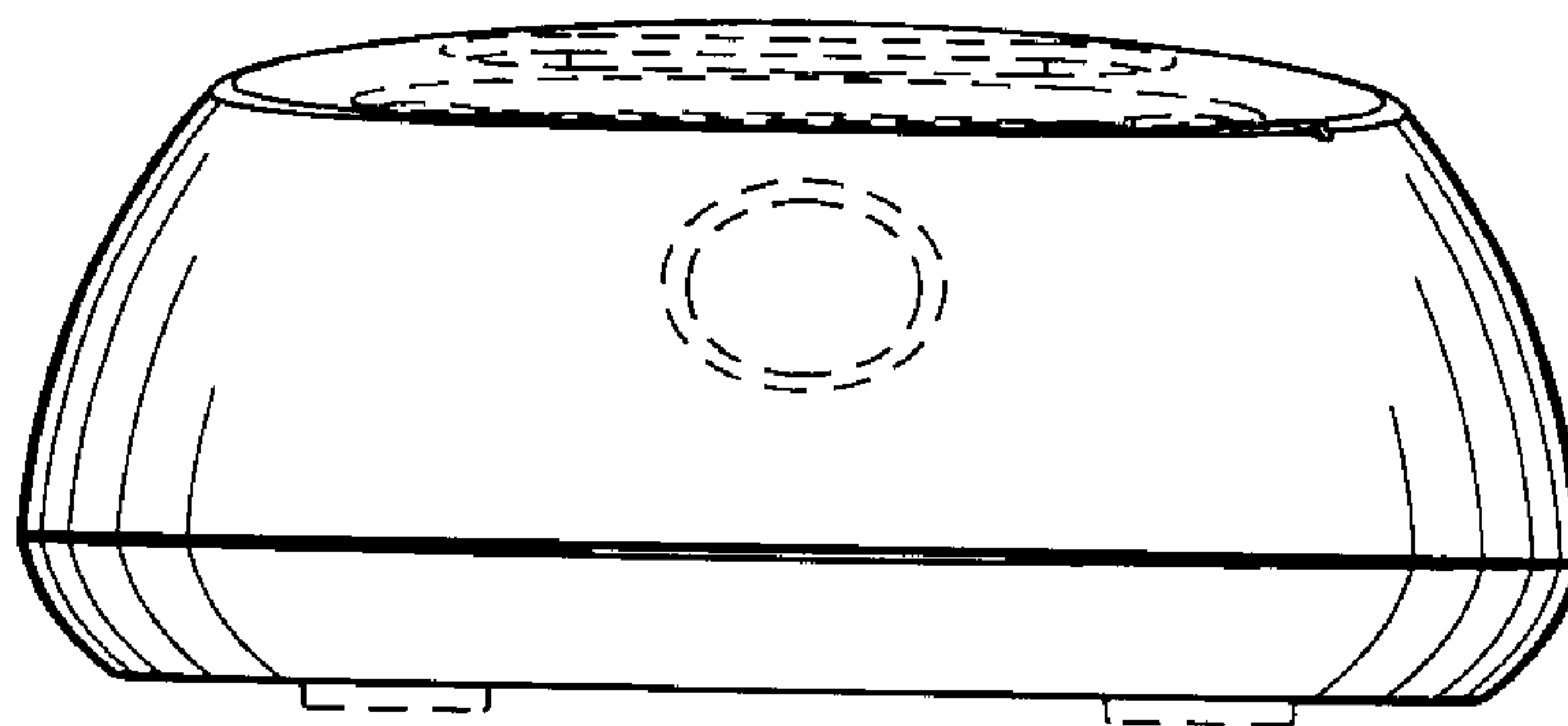


FIG. 6




FIG. 7