

US00D520430S

(12) **United States Design Patent**
Lindsay

(10) **Patent No.:** **US D520,430 S**

(45) **Date of Patent:** **** May 9, 2006**

(54) **TIRE RIM**

(75) Inventor: **Chris P. Lindsay**, Glendale, AZ (US)

(73) Assignee: **Lindsay Racing Products, L.L.C.**,
Peoria, AZ (US)

(**) Term: **14 Years**

(21) Appl. No.: **29/187,902**

(22) Filed: **Aug. 9, 2003**

(51) **LOC (8) Cl.** **12-16**

(52) **U.S. Cl.** **D12/209**

(58) **Field of Classification Search** D12/204-213;
301/37.101, 64.101, 65

See application file for complete search history.

(56) **References Cited**

U.S. PATENT DOCUMENTS

D299,918 S	*	2/1989	Envall et al.	D12/209
D303,516 S	*	9/1989	Arredondo, Jr.	D12/209
D337,562 S	*	7/1993	Hareide	D12/209
D364,844 S	*	12/1995	Chien	D12/209
D370,652 S	*	6/1996	Londry	D12/209
D378,506 S	*	3/1997	Stolz et al.	D12/209
D383,721 S	*	9/1997	Baker et al.	D12/209

D388,749 S	*	1/1998	Kiser	D12/211
D389,101 S	*	1/1998	Julien	D12/501
D438,155 S	*	2/2001	Hanson	D12/209
D445,389 S	*	7/2001	Stach	D12/209
D453,135 S	*	1/2002	Chen	D12/209
D453,493 S	*	2/2002	Kokubu	D12/209
D453,723 S	*	2/2002	Kokubu	D12/209
D454,822 S	*	3/2002	Leutz	D12/209
D476,939 S	*	7/2003	Francis	D12/209
D494,522 S	*	8/2004	Rivers et al.	D12/209

* cited by examiner

Primary Examiner—Stacia Cadmus

(57) **CLAIM**

The ornamental design for a tire rim, as shown and described.

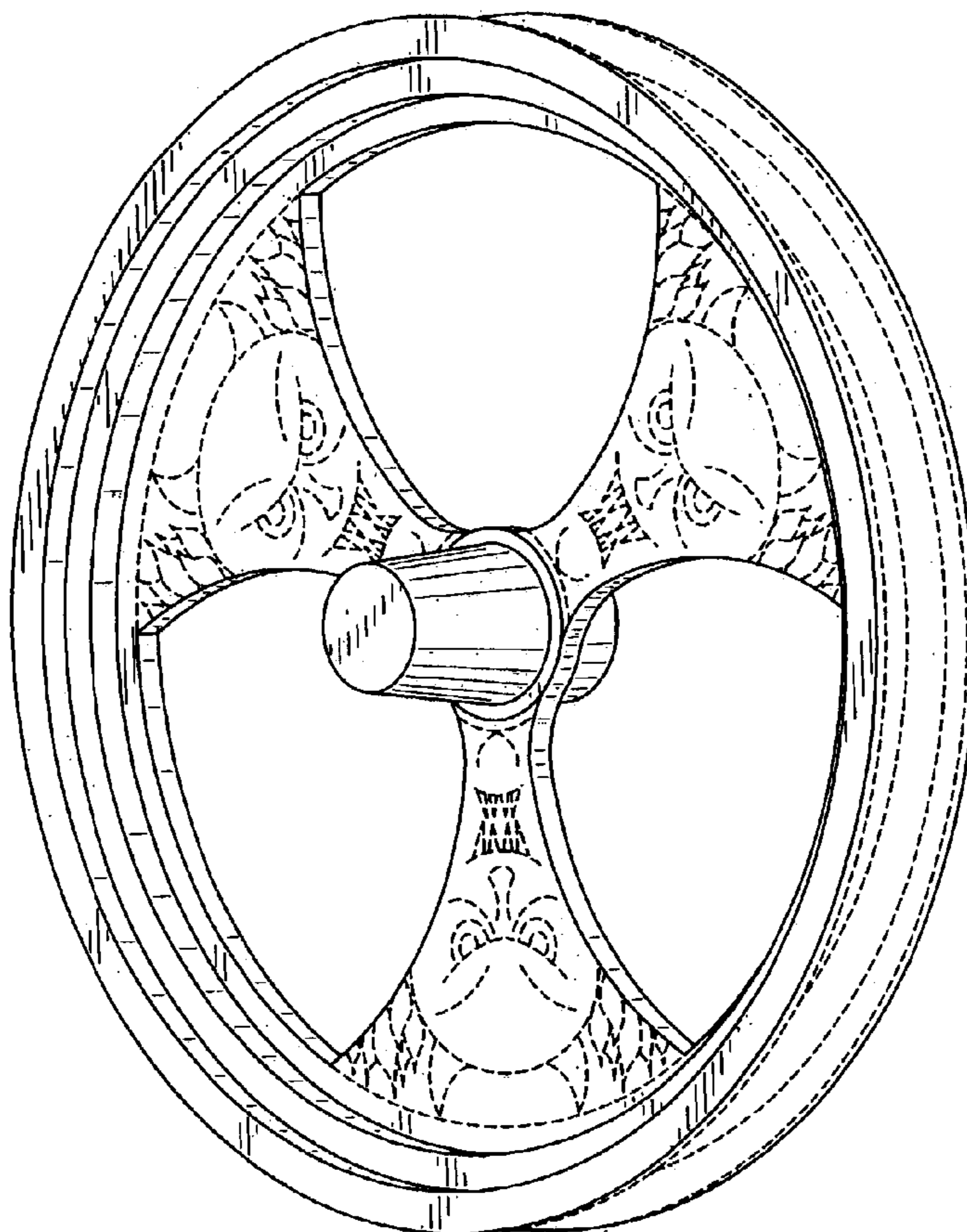
DESCRIPTION

FIG. 1 is a perspective view of the tire rim showing my new design; and,

FIG. 2 is a front view thereof.

Where the dotted lines in FIGS. 1 and 2 showing the side of the rim, and a pattern formed on the front of the tire rim, are for illustrative purposes only, and form no part of the claimed invention.

1 Claim, 2 Drawing Sheets



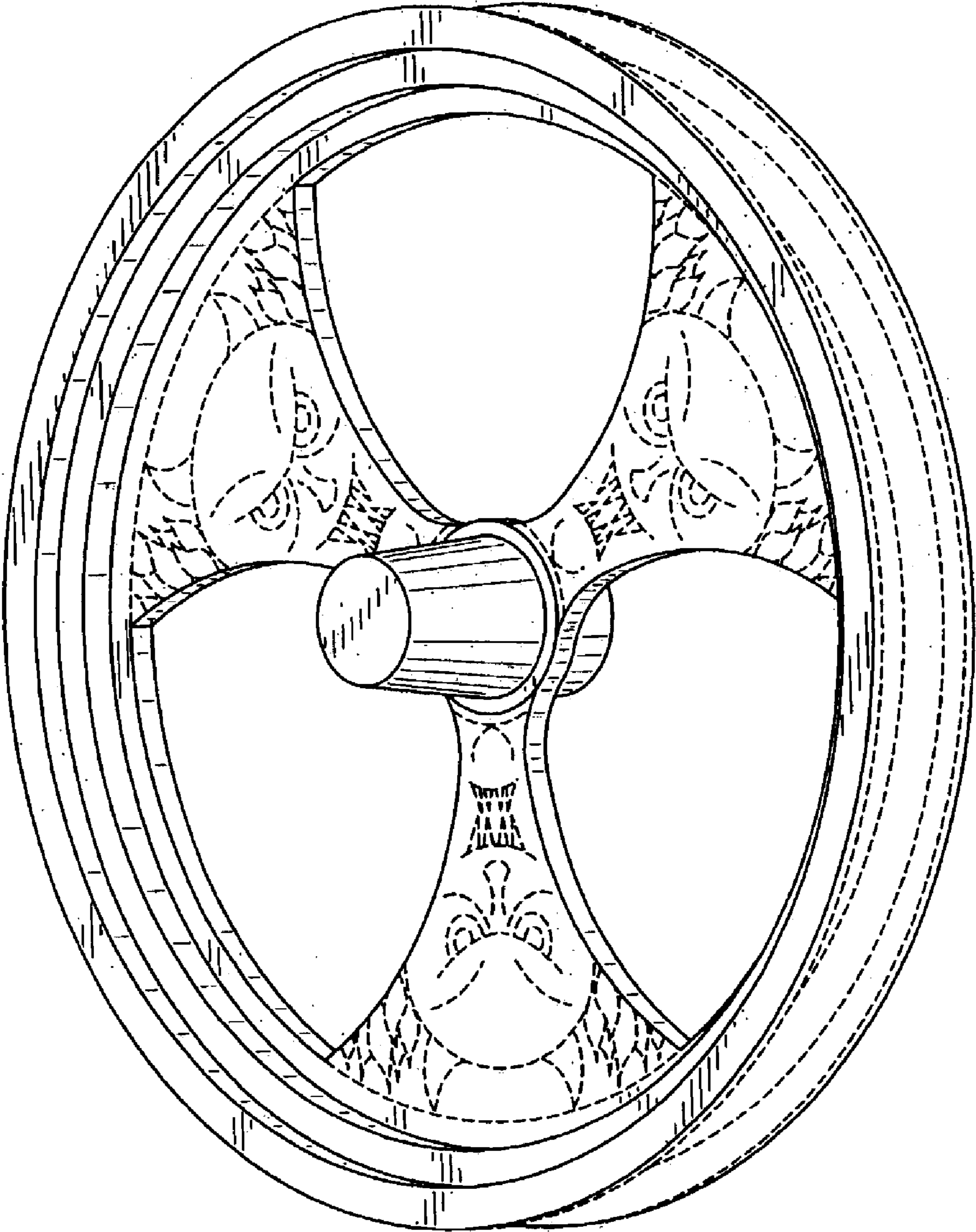


FIG. 1




FIG. 2