



US00D520427S

(12) **United States Design Patent**
Hiruta et al.

(10) **Patent No.:** **US D520,427 S**

(45) **Date of Patent:** **** May 9, 2006**

(54) **FRONT PORTION OF AN AUTOMOBILE**

(75) Inventors: **Yo Hiruta**, Aichi-ken (JP); **Kenichi Hirai**, Aichi-ken (JP); **Gen Ikeda**, Aichi-ken (JP)

(73) Assignee: **Toyota Jidosha Kabushiki Kaisha** (JP)

(**) Term: **14 Years**

(21) Appl. No.: **29/221,623**

(22) Filed: **Jan. 18, 2005**

(51) **LOC (8) Cl.** **12-16**

(52) **U.S. Cl.** **D12/196; D12/164**

(58) **Field of Classification Search** D12/196,
D12/86, 90-92, 164; 296/181.1
See application file for complete search history.

(56) **References Cited**

U.S. PATENT DOCUMENTS

D443,240 S	*	6/2001	Sato	D12/196
D477,250 S	*	7/2003	Leutz et al.	D12/91
D490,019 S	*	5/2004	Sakae	D12/91
D491,861 S	*	6/2004	Nakamura et al.	D12/196
D493,759 S	*	8/2004	Pfeiffer	D12/196
D504,646 S	*	5/2005	Hakamata et al.	D12/196
D505,359 S	*	5/2005	Suzuki et al.	D12/91

OTHER PUBLICATIONS

Honda, FIT 2004, Automotive Guidebook of Japan, Nov. 2, 2004, p. 107.

Nissan, MARCH 2004, Automotive Guidebook of Japan, Nov. 2, 2004, p. 144.

Nissan, MOCO 2004, Automotive Guidebook of Japan, Nov. 2, 2004, p. 144.

* cited by examiner

Primary Examiner—Melody N. Brown

(74) *Attorney, Agent, or Firm*—Saidman DesignLaw Group

(57) **CLAIM**

The ornamental design for a front portion of an automobile, as shown and described.

DESCRIPTION

FIG. 1 is a front perspective view of a front portion of an automobile showing our new design;

FIG. 2 is a rear perspective view thereof;

FIG. 3 is a right-side view thereof, with the left-side view being a mirror image;


FIG. 4 is a top view thereof;

FIG. 5 is a front view thereof; and,

FIG. 6 is a rear view thereof.

In the drawings, the claimed design is shown darker than the surrounding environmental subject matter, the latter being shown lighter for contrast.

1 Claim, 3 Drawing Sheets






FIG. 1

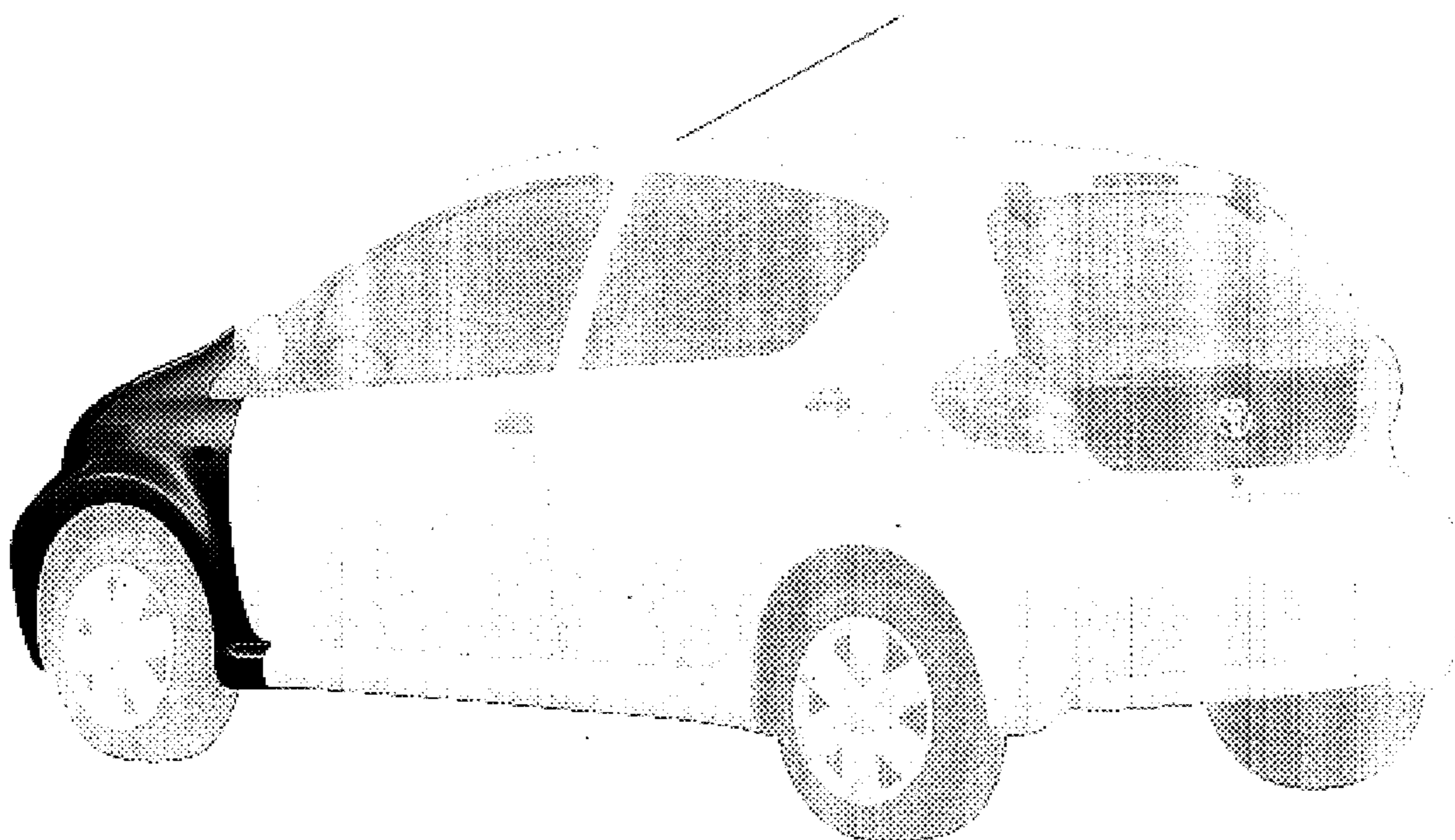


FIG. 2

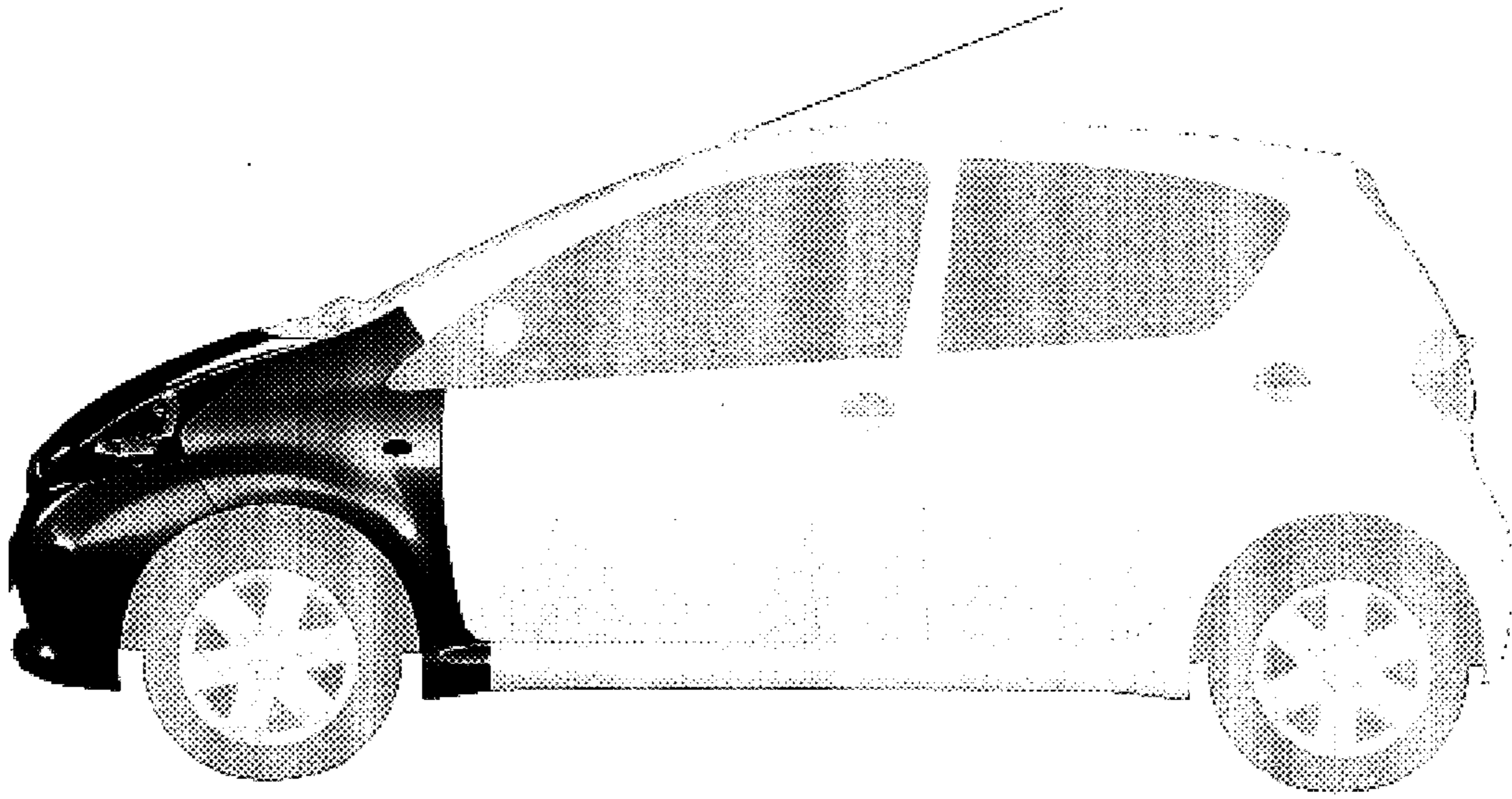


FIG. 3

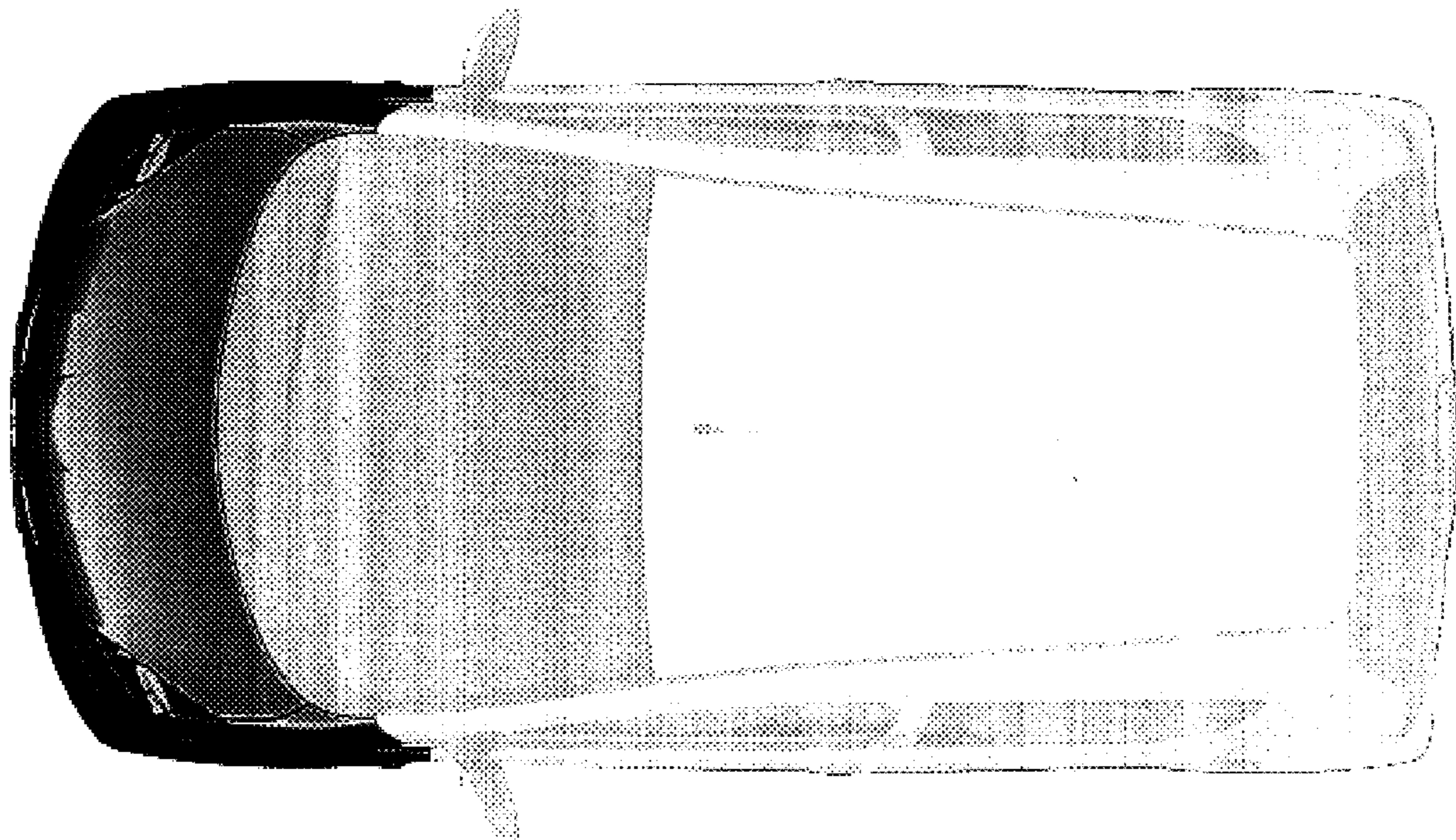


FIG. 4




FIG. 5




FIG. 6