



US00D520426S

(12) **United States Design Patent** (10) **Patent No.:** **US D520,426 S**  
**Fisker et al.** (45) **Date of Patent:** **\*\* May 9, 2006**

(54) **AUTOMOTIVE TAILGATE**

(75) Inventors: **Henrik Fisker**, Newport Beach, CA (US); **John Paxton**, Long Beach, CA (US); **David Woodhouse**, Newport Coast, CA (US); **Kris Tomasson**, Corona del Ma, CA (US)

(73) Assignee: **Ford Global Technologies, LLC**, Dearborn, MI (US)

(\*\*) Term: **14 Years**

(21) Appl. No.: **29/220,813**

(22) Filed: **Jan. 6, 2005**

(51) **LOC (8) Cl.** ..... **12-16**

(52) **U.S. Cl.** ..... **D12/196**

(58) **Field of Classification Search** ..... D12/196,  
D12/90-92, 86; 296/181.1

See application file for complete search history.

(56) **References Cited**

**U.S. PATENT DOCUMENTS**

D373,342 S	*	9/1996	Moore	.....	D12/196
D420,317 S	*	2/2000	Ney	.....	D12/196
D457,115 S	*	5/2002	Mahoney et al.	.....	D12/196
D457,844 S	*	5/2002	Linson et al.	.....	D12/196
D491,855 S	*	6/2004	Velazco	.....	D12/196
D494,913 S	*	8/2004	Chapman	.....	D12/196
D507,219 S	*	7/2005	Boyer	.....	D12/196

**OTHER PUBLICATIONS**

[www.landroverusa.com/us/en/Vehicles/Range\\_Rover/Overview](http://www.landroverusa.com/us/en/Vehicles/Range_Rover/Overview), Land Rover US—Overview, 3 pages.  
[www.landroverusa.com/us/en/\\_misc/EnlargeImagePopup](http://www.landroverusa.com/us/en/_misc/EnlargeImagePopup), Land Rover US—EnlargeImagePopup, 1 page.

[www.landroverusa.com/us/en/Vehicles/Range\\_Rover/Photo](http://www.landroverusa.com/us/en/Vehicles/Range_Rover/Photo), Land Rover US—Photos, 20 pages.

Advertisement: Autoweb Re: 2005 GMC Safari (pp. 1-8).

Advertisement: Autoweb Re: 2005 Chrysler Town & Country (pp. 1-8).

Advertisement: Autoweb Re: 2005 Honda Odyssey EX 5-Spd AT (pp. 1-6).

Advertisement: Autoweb Re: 2005 Toyota Sienna CE with 7 Passenger Seating (pp. 1-6).

\* cited by examiner

*Primary Examiner*—Melody N. Brown

(74) *Attorney, Agent, or Firm*—Frank A. MacKenzie

(57) **CLAIM**

The ornamental design for an automotive tailgate, as shown and described.

**DESCRIPTION**


FIG. 1 is a rear end perspective view of a first embodiment automotive tailgate in accordance with the present invention;

FIG. 2 is a rear end perspective view of a second embodiment automotive tailgate in accordance with the present invention; and,

FIG. 3 is a left side/rear end perspective view of the automotive tailgate of FIG. 2, wherein the right side/rear end perspective view is a mirror image thereof.

The broken lines are for illustrative purposes only and form no part of the claimed design.

**1 Claim, 3 Drawing Sheets**



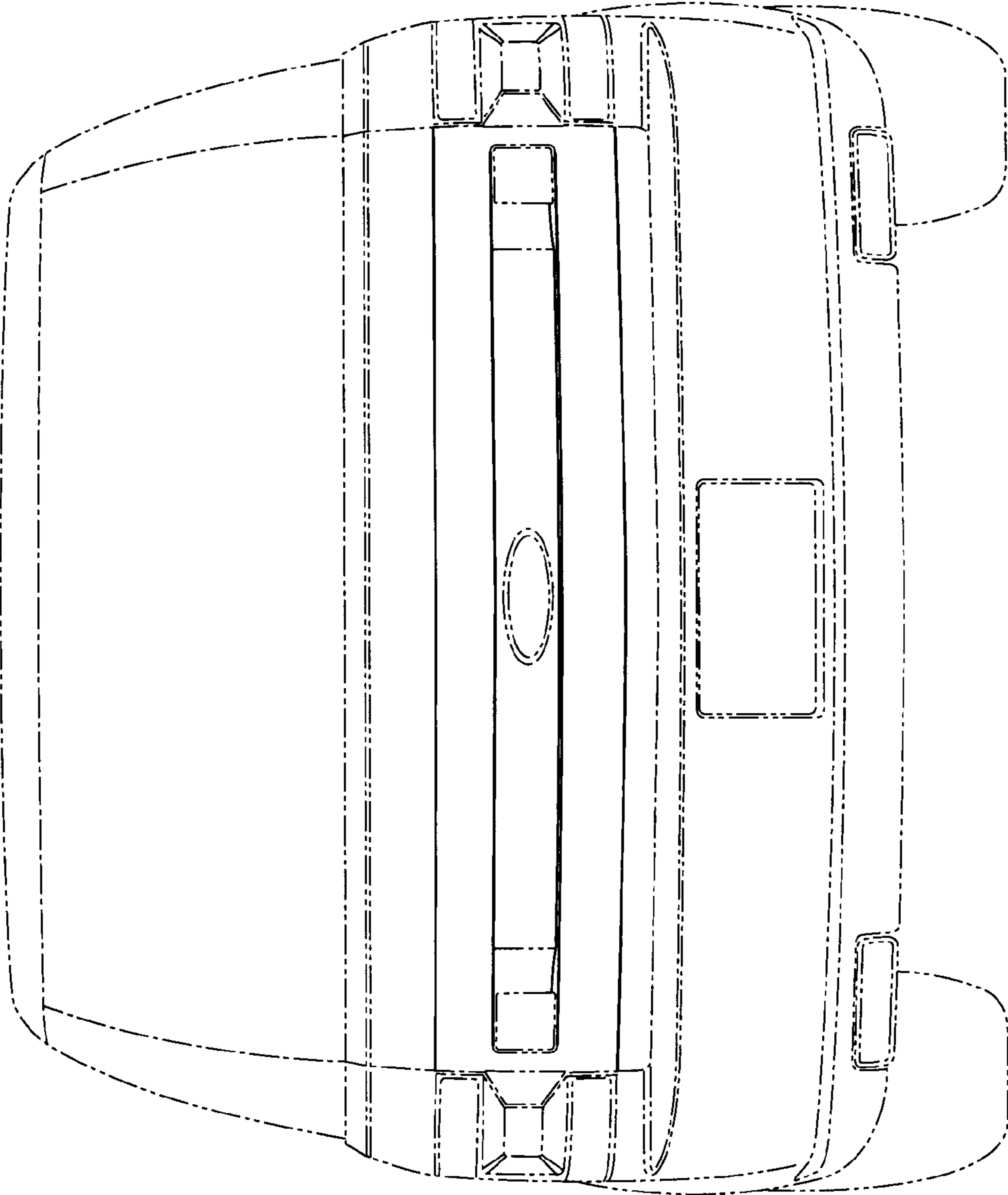


FIG - 1

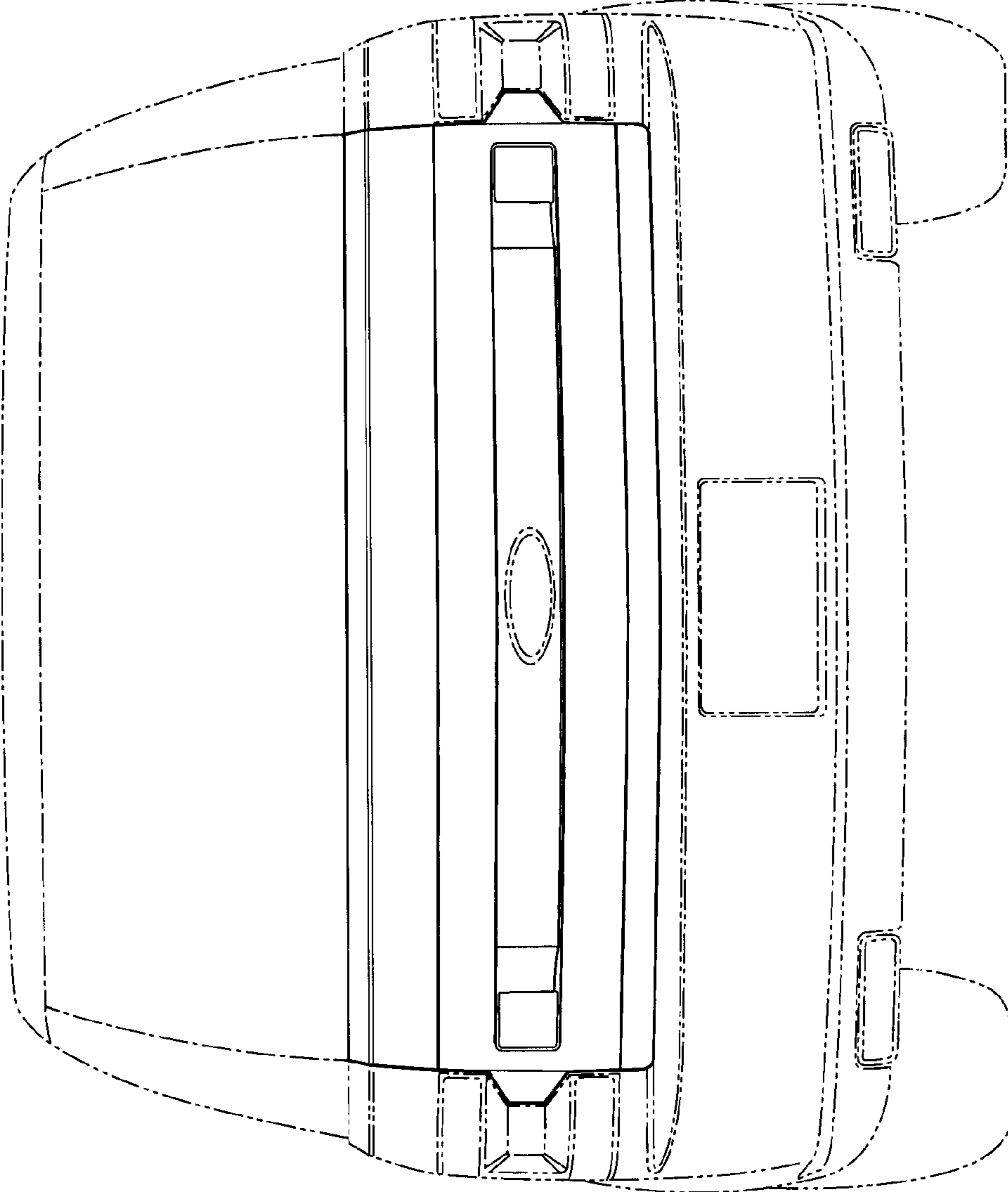


FIG - 2

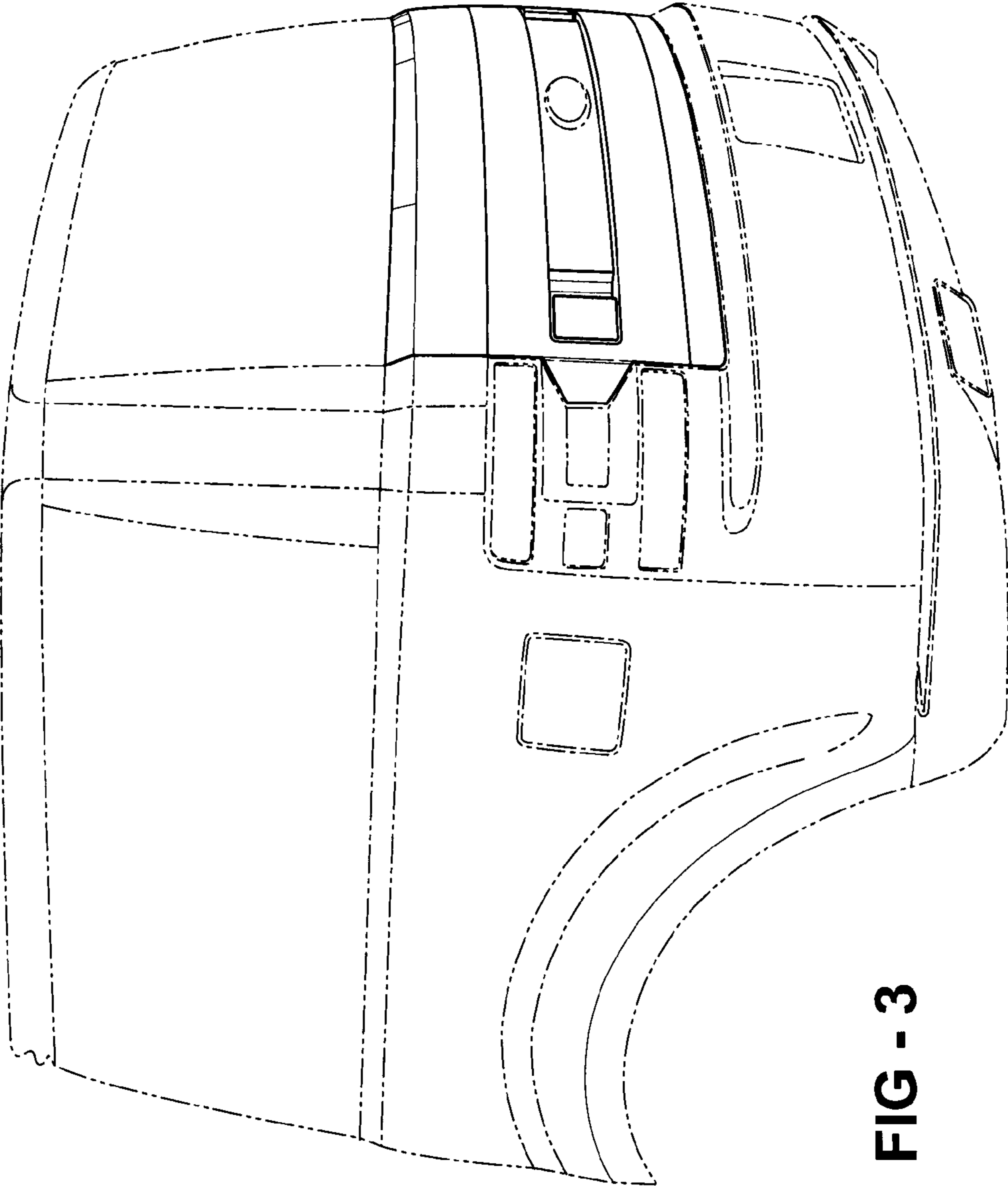


FIG - 3