



US00D520423S

(12) **United States Design Patent**  
**Poole**

(10) **Patent No.:** **US D520,423 S**

(45) **Date of Patent:** **\*\* May 9, 2006**

(54) **MOTORCYCLE EXHAUST PIPE SYSTEM**

(76) **Inventor:** **Steve Poole**, 259 Viking Ave., Brea, CA  
(US) 92821

(\*\*) **Term:** **14 Years**

(21) **Appl. No.:** **29/211,311**

(22) **Filed:** **Aug. 13, 2004**

(51) **LOC (8) Cl.** ..... **12-16**

(52) **U.S. Cl.** ..... **D12/194**

(58) **Field of Classification Search** ..... D12/194,  
D12/110, 114; D15/5; 180/89.2, 219, 225,  
180/296, 309; 181/227, 228, 247-251, 264,  
181/282; 29/890.08; 60/313, 323  
See application file for complete search history.

(56) **References Cited**

**U.S. PATENT DOCUMENTS**

D454,320 S \* 3/2002 Martin ..... D12/194

**OTHER PUBLICATIONS**

Custom Chrome® 2002, E-Series Exhaust System by White Bros., shown in the center of p. 7.04.\*

Custom Chrome® 2002, Samson® exhaust unit, product No. 67-181 shown on p. 7.22.\*

\* cited by examiner

*Primary Examiner*—Alan P. Douglas

*Assistant Examiner*—Linda Brooks

(74) *Attorney, Agent, or Firm*—Thelen Reid & Priest, LLP

(57) **CLAIM**

The ornamental design for a motorcycle exhaust pipe system, as shown and described.

**DESCRIPTION**

FIG. 1 is a perspective view of right side elevation of the present invention.

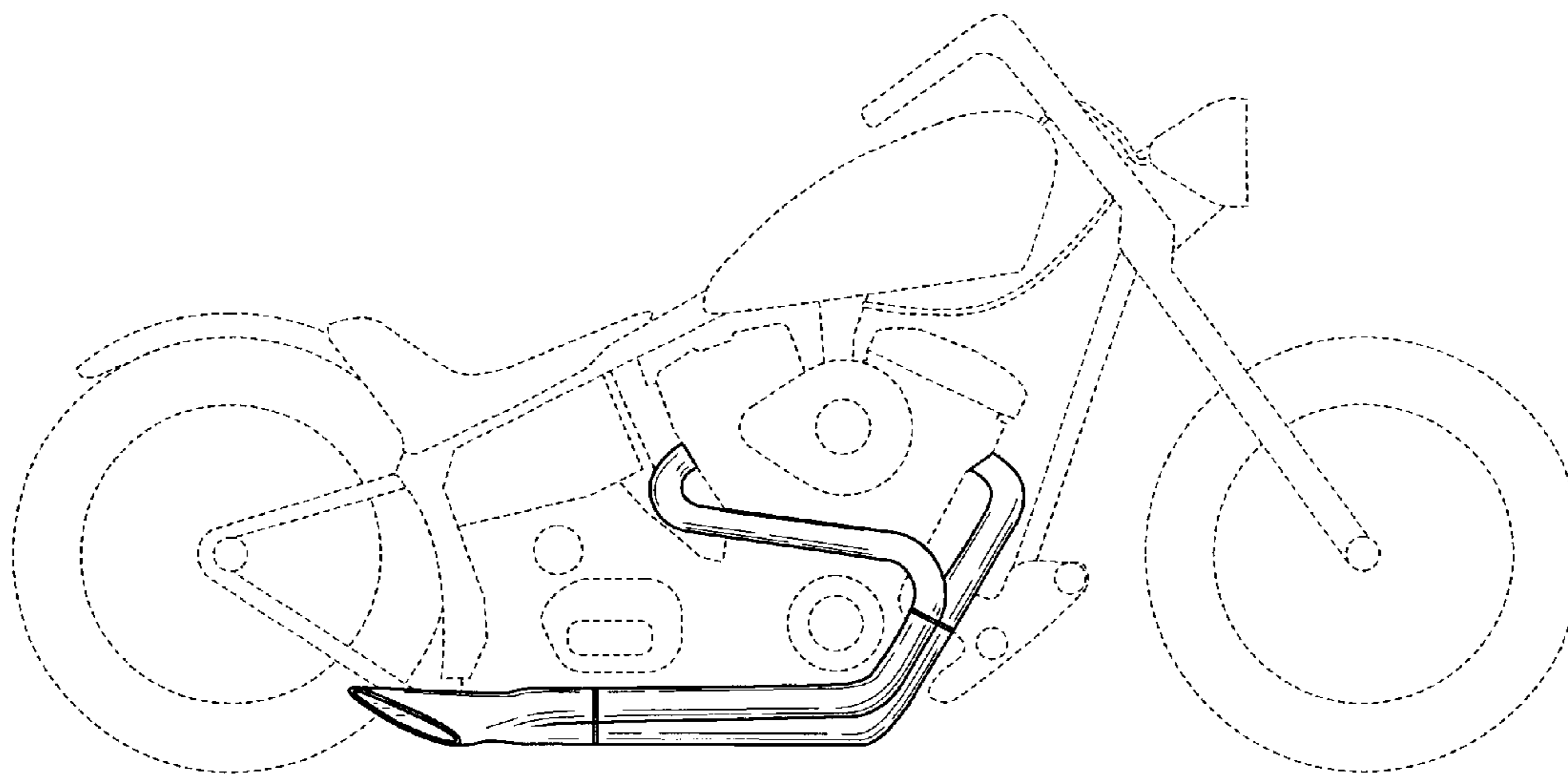
FIG. 2 is a rear view.

FIG. 3 is a front view; and,

FIG. 4 is a top plan view.

The broken line showing in FIGS. 1-4 are for illustrational purposes only and forms no part of the claimed invention.

**1 Claim, 3 Drawing Sheets**



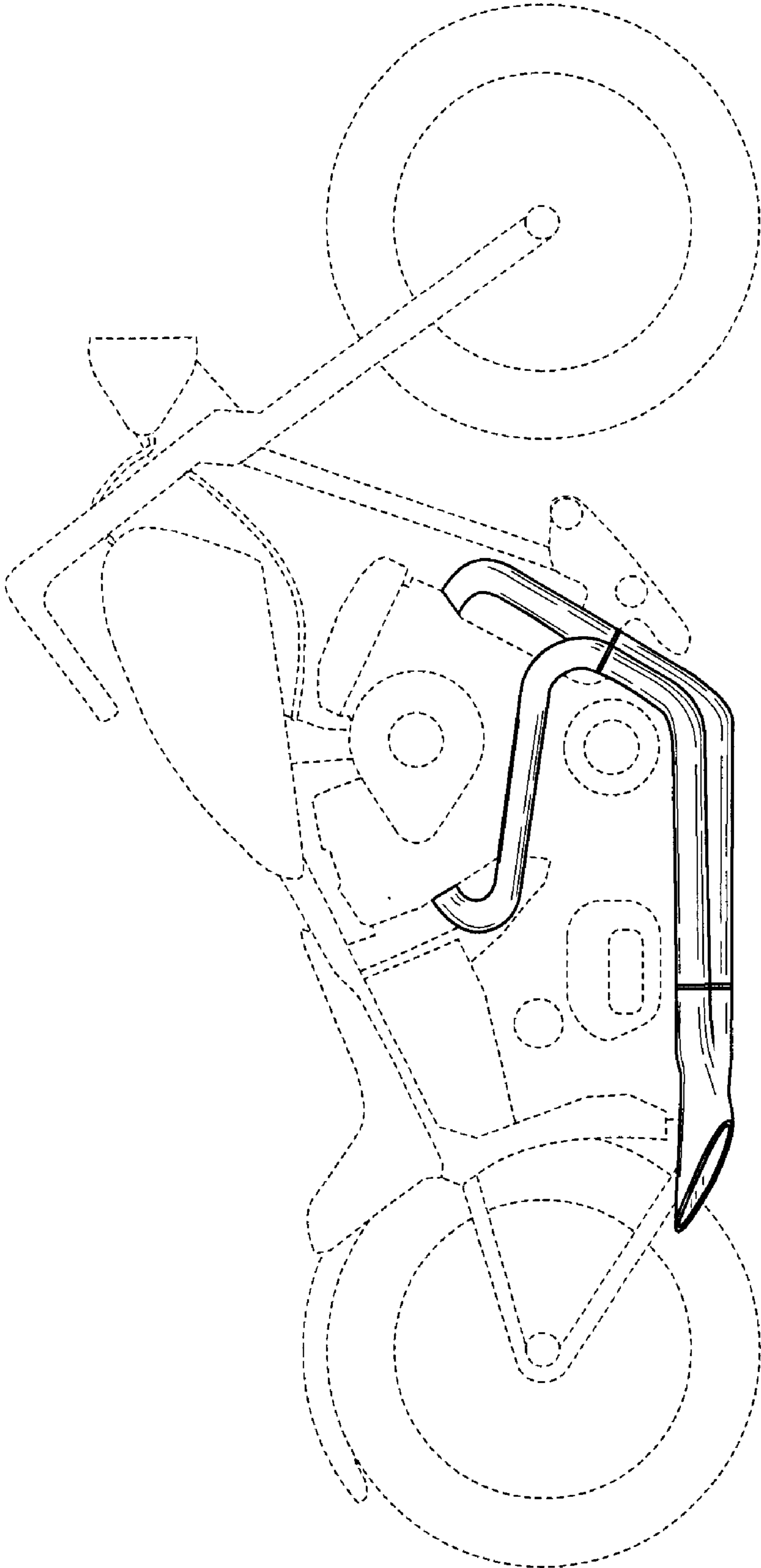
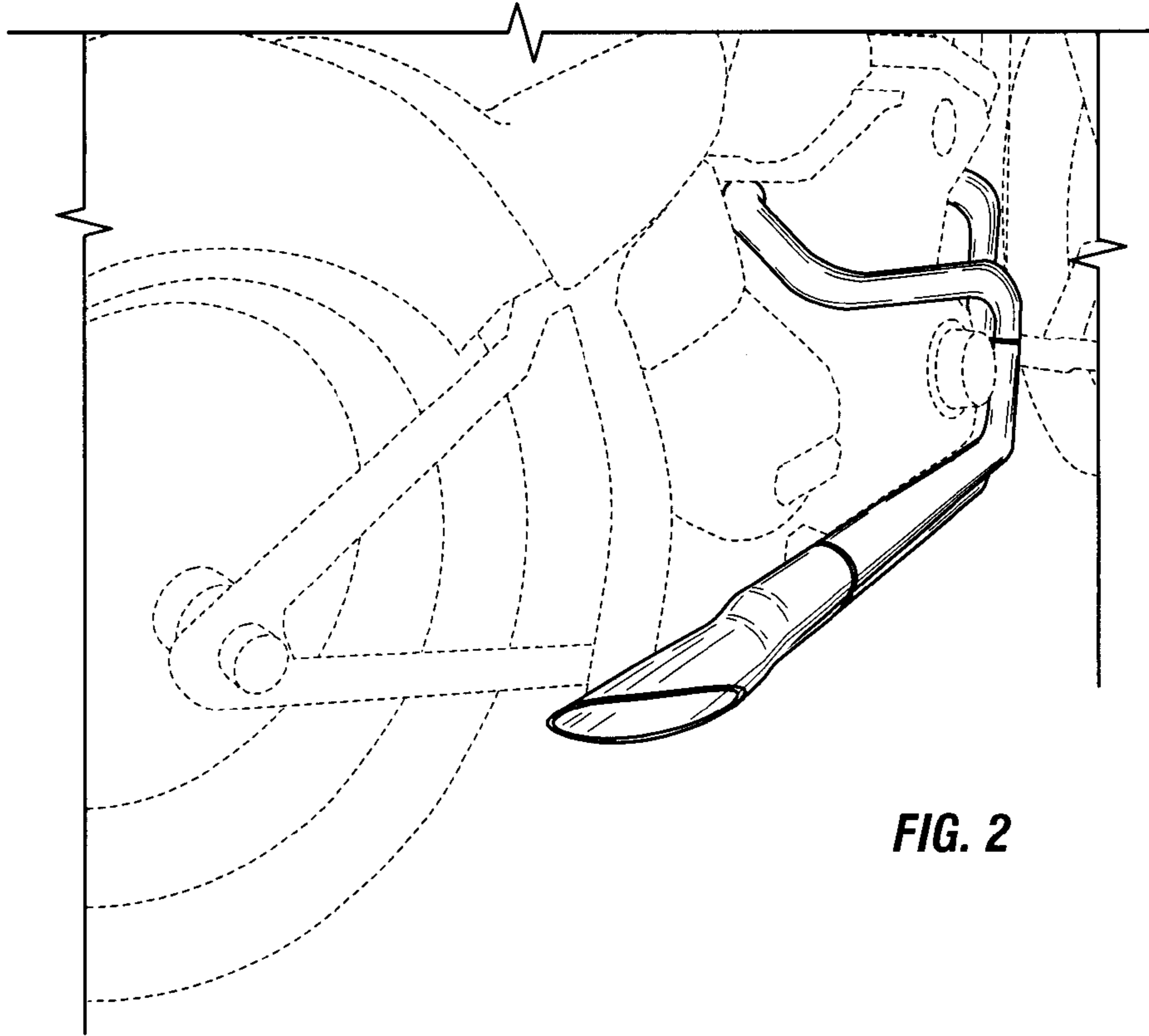
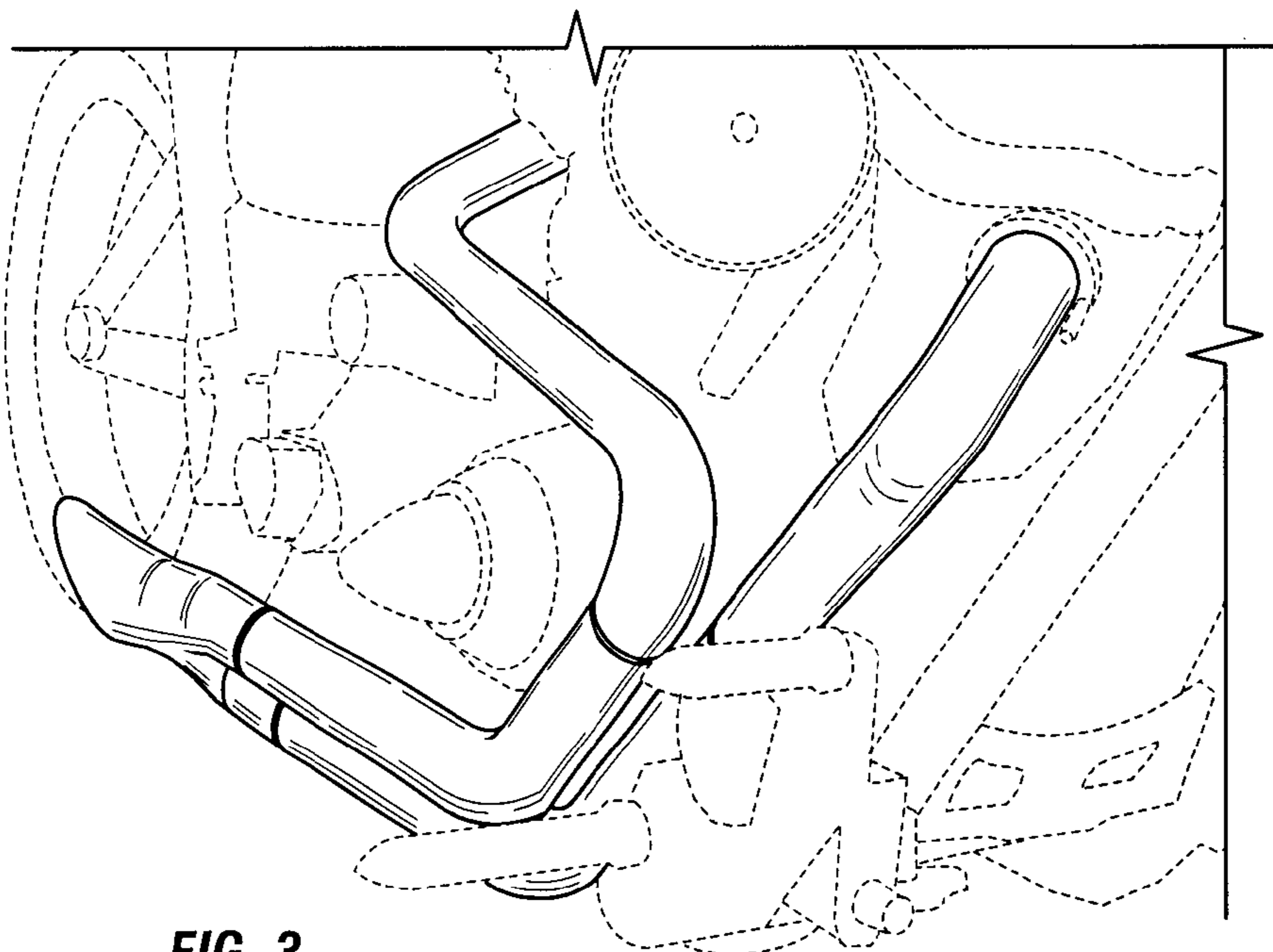



FIG. 1



**FIG. 2**



**FIG. 3**



**FIG. 4**