

US00D520421S

(12) **United States Design Patent**
McMillin

(10) **Patent No.:** **US D520,421 S**

(45) **Date of Patent:** **** May 9, 2006**

(54) **ROCK SHIELD FOR TOWED VEHICLE**

D433,977 S * 11/2000 Cecon D12/185
6,616,188 B1 * 9/2003 Jefferies et al. 280/847

(76) Inventor: **Billy C. McMillin**, 6203 Crystal Pool
Dr., Platte Woods, MO (US) 64151

* cited by examiner

(**) Term: **14 Years**

Primary Examiner—Melody N. Brown

(74) *Attorney, Agent, or Firm*—Sturm & Fix LLP

(21) Appl. No.: **29/217,798**

(57) **CLAIM**

(22) Filed: **Nov. 22, 2004**

The ornamental design for a rock shield for towed vehicle,
as shown and described.

(51) **LOC (8) Cl.** **12-16**

(52) **U.S. Cl.** **D12/185; D12/196**

(58) **Field of Classification Search** D12/185,
D12/167, 400; 280/152.1, 847-849, 152.3,
280/153.5, 768, 770

DESCRIPTION

See application file for complete search history.

FIG. 1 is a perspective view of the rock shield for towed vehicle showing my new design, the dashed line showing of the vehicle and the towing mechanism being shown for illustration purposes only and does not form a part of the invention;

(56) **References Cited**

U.S. PATENT DOCUMENTS

- D337,556 S * 7/1993 Gros D12/167
- D361,542 S * 8/1995 Arauz et al. D12/167
- D366,637 S * 1/1996 Bushey D12/167
- D382,237 S * 8/1997 Lund et al. D12/167
- D387,722 S * 12/1997 Fujinaka D12/167
- 5,762,374 A * 6/1998 Grove et al. 280/847
- D417,422 S * 12/1999 Rogers D12/185

FIG. 2 is a front elevational view of the rock shield;

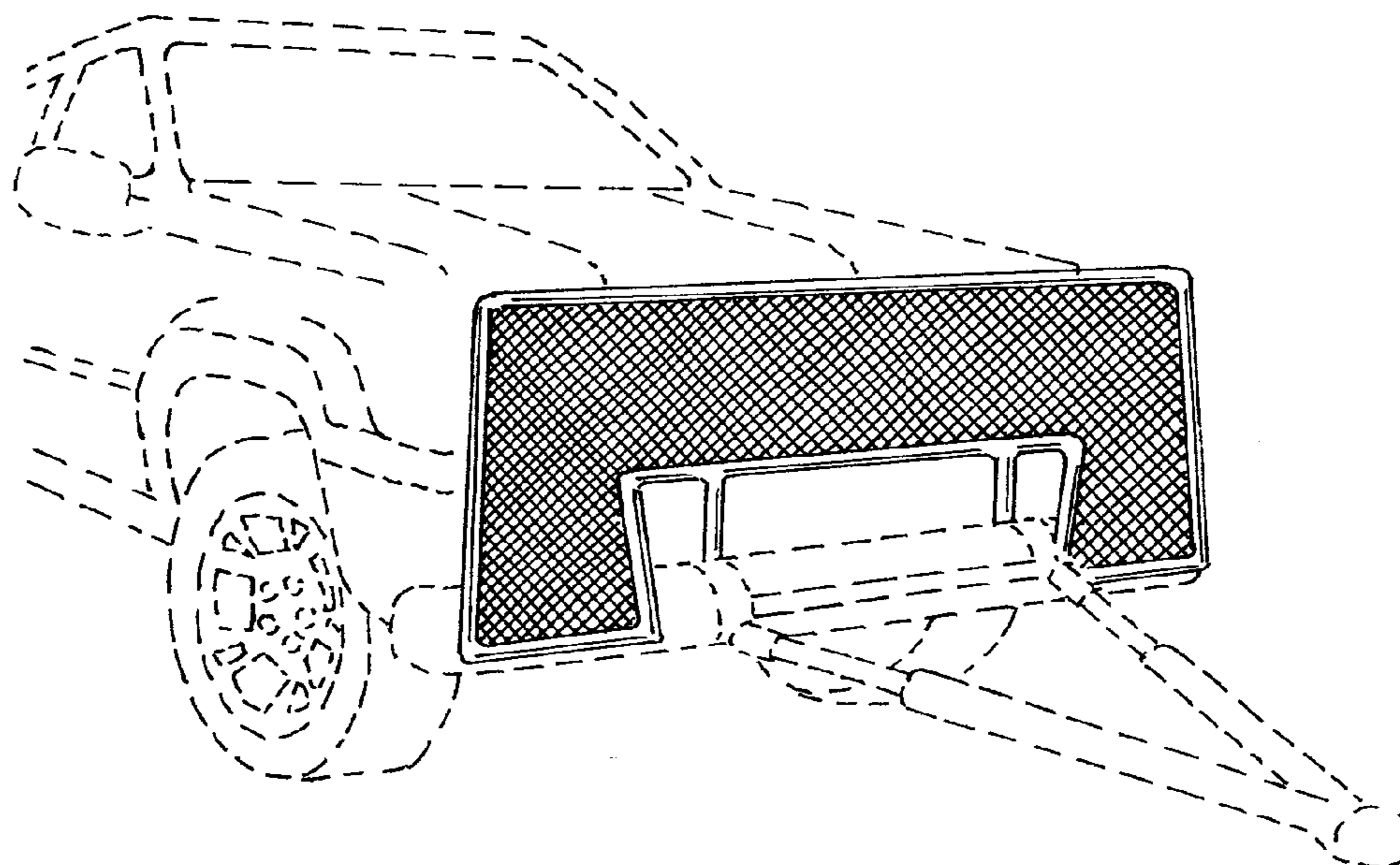
FIG. 3 is a top plan view thereof;

FIG. 4 is a right side elevational view thereof, the left side elevational view being identical thereto;

FIG. 5 is a rear elevational view thereof; and,

FIG. 6 is a bottom plan view thereof.

1 Claim, 2 Drawing Sheets





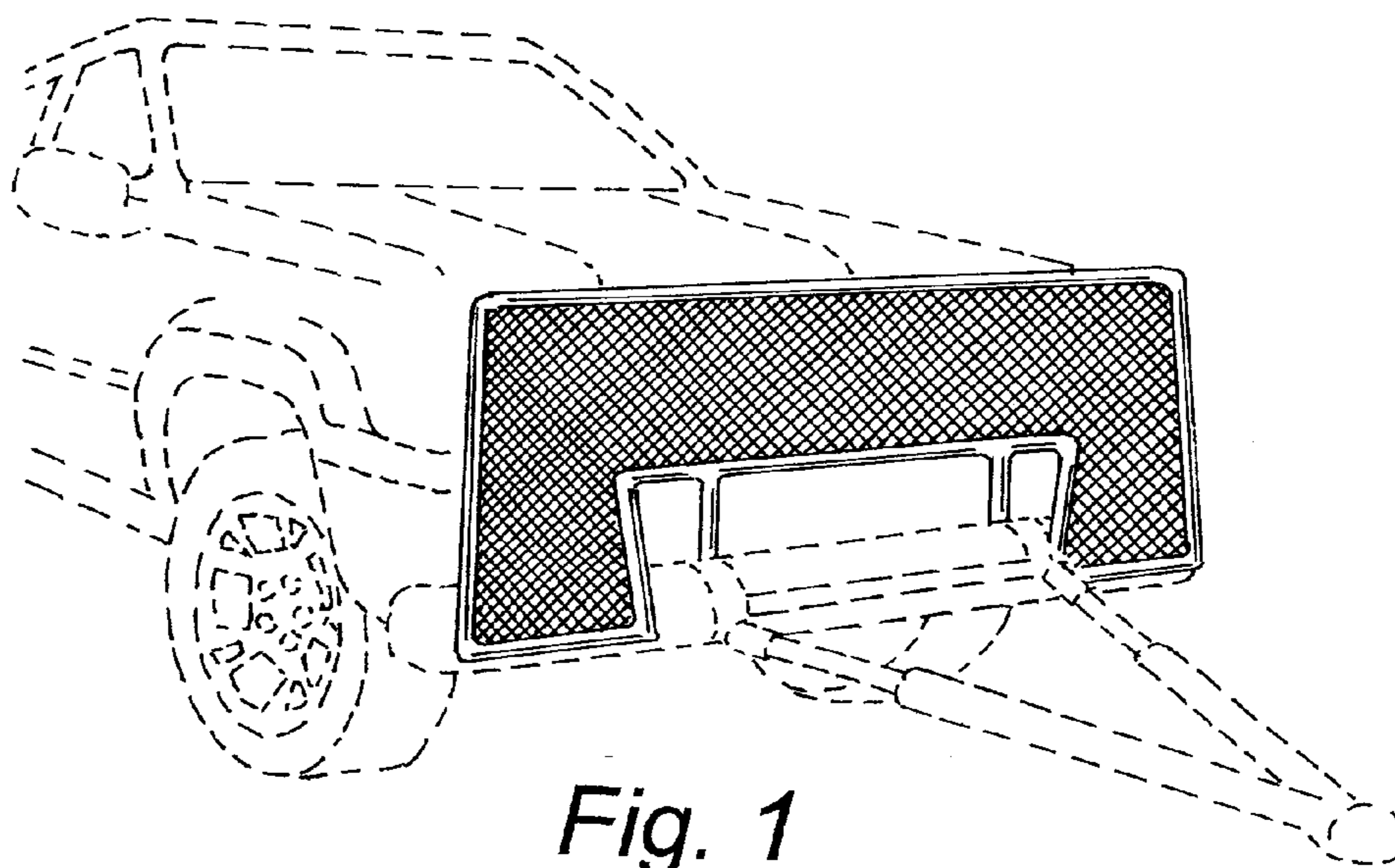




Fig. 4

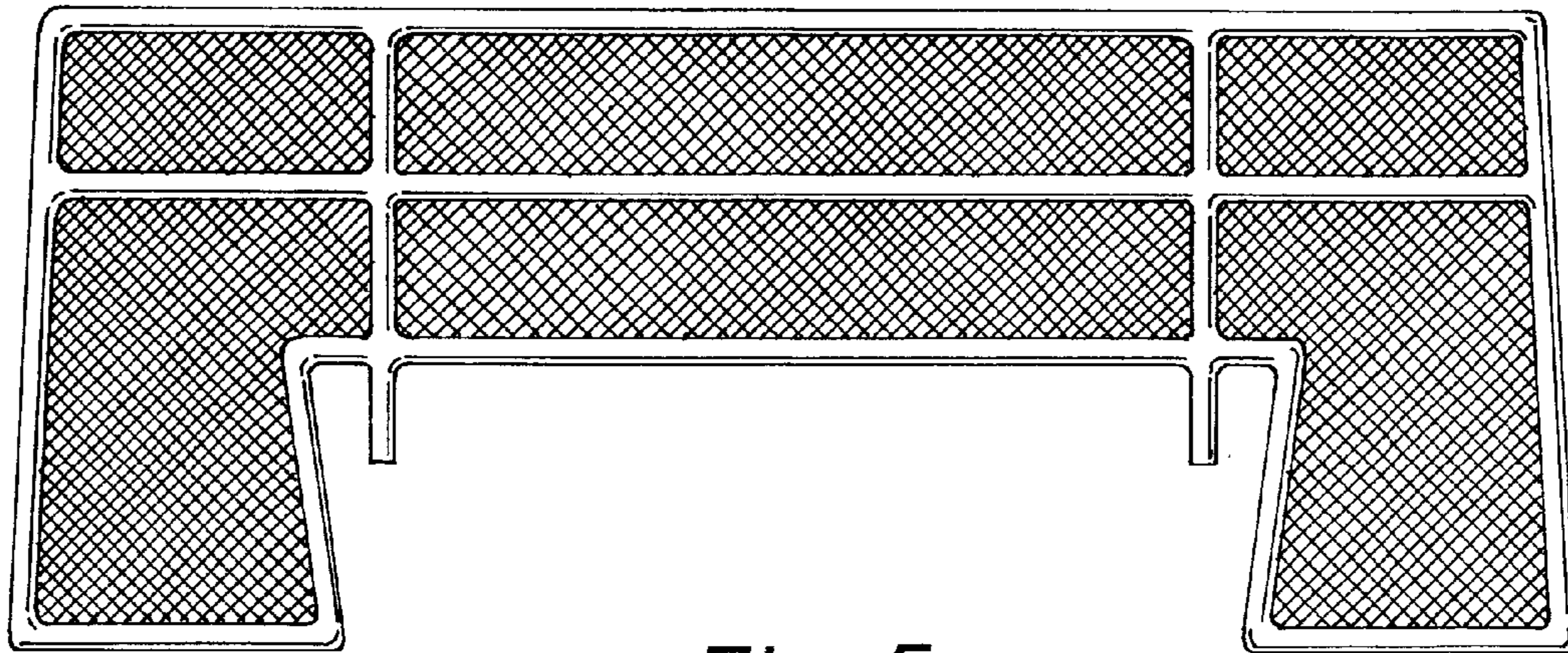


Fig. 5

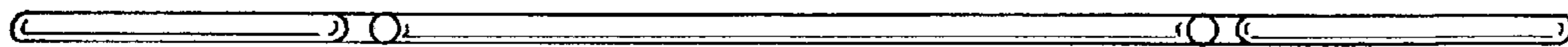


Fig. 6