

US00D520384S

(12) **United States Design Patent**  
**Scheufele**

(10) **Patent No.:** **US D520,384 S**

(45) **Date of Patent:** **\*\* May 9, 2006**

(54) **WATCH CHRONOGRAPH**

(75) **Inventor:** **Karl-Friedrich Scheufele**, Rte de Promenthoux (CH)

(73) **Assignee:** **Chopard International SA**, Prangins (CH)

(\*\*) **Term:** **14 Years**

(21) **Appl. No.:** **29/208,102**

(22) **Filed:** **Jun. 23, 2004**

(30) **Foreign Application Priority Data**

Dec. 24, 2003 (WO) ..... DMA/006 169

(51) **LOC (8) Cl.** ..... **10-02**

(52) **U.S. Cl.** ..... **D10/39**

(58) **Field of Classification Search** ..... D10/30-39,  
D10/122-132; D11/3-25; 368/280-283,  
368/82-84, 28-30, 239-242, 276-278, 228-236,  
368/285, 223, 238, 113, 294, 295, 80, 110,  
368/21; 224/164, 168

See application file for complete search history.

(56) **References Cited**

**U.S. PATENT DOCUMENTS**

3,503,203	A	*	3/1970	Gruner et al.	.....	368/21
D317,128	S	*	5/1991	Benson	.....	D10/32
D325,173	S	*	4/1992	Gueit	.....	D10/32
D327,654	S	*	7/1992	Gueit	.....	D10/32
5,220,541	A	*	6/1993	Vuilleumier	.....	368/110

D357,192	S	*	4/1995	Schneider	.....	D10/32
D365,994	S	*	1/1996	Brennan	.....	D10/32
D447,063	S	*	8/2001	Scheufele	.....	D10/30
D447,427	S	*	9/2001	Finazzi	.....	D10/39
D447,705	S	*	9/2001	Scheufele	.....	D10/39
D490,719	S	*	6/2004	Schoepfer	.....	D10/32
D501,641	S	*	2/2005	Sugiura	.....	D10/39

**OTHER PUBLICATIONS**

Gray & Sons, 2003, p. 12, watch No. 1, watch No. 4 and watch No. 14, {retrieved Jul. 5, 2005}. Retrieved from internet using Google Advanced Catalog search, <www.grayand sons.com>.\*

\* cited by examiner

*Primary Examiner*—Lucy Lieberman

(74) *Attorney, Agent, or Firm*—McGlew & Tuttle, P.C.

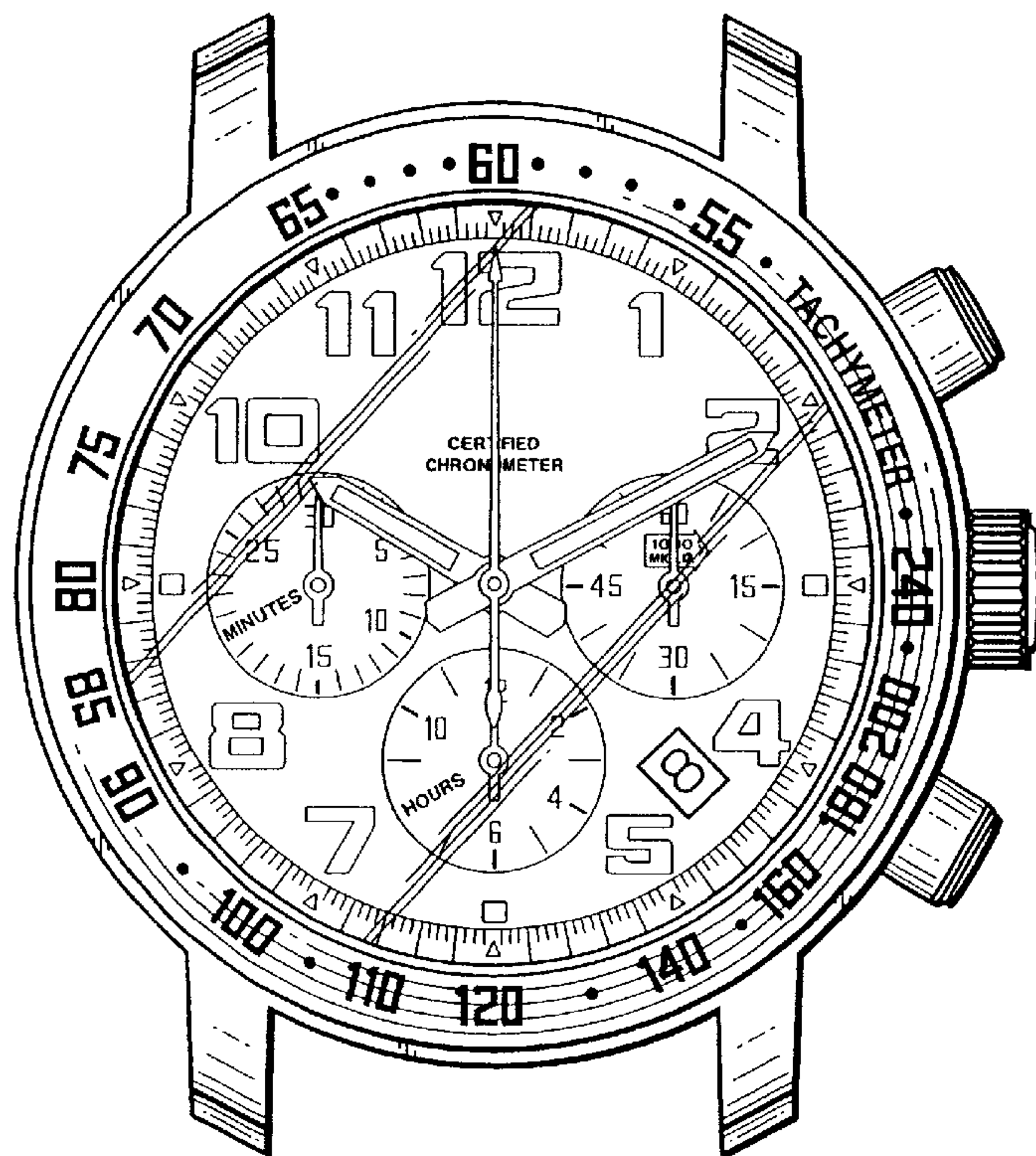
(57) **CLAIM**

The ornamental design for a watch chronograph, as shown and described.

**DESCRIPTION**

FIG. 1 is a right side view of my new watch chronograph; FIG. 2 is a top view thereof; FIG. 3 is a left side view thereof; FIG. 4 is a front end view thereof; FIG. 5 is a bottom view thereof; FIG. 6 is a rear end view thereof; and, FIG. 7 is a top right perspective view thereof.

**1 Claim, 5 Drawing Sheets**



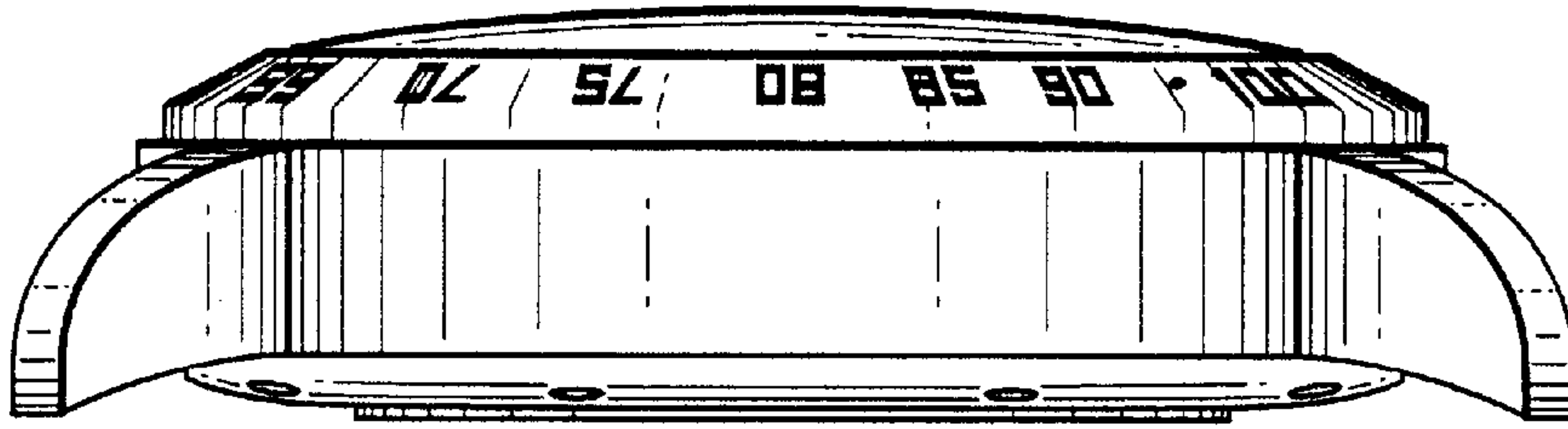


FIG. 3




FIG. 1




FIG. 2

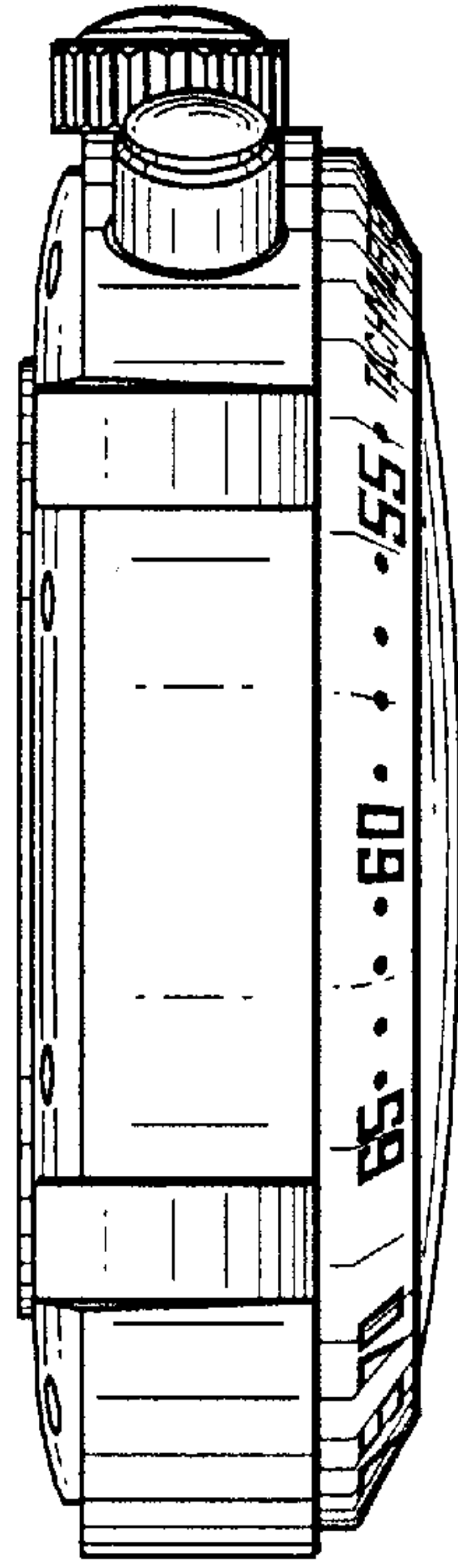


FIG. 6




FIG. 4



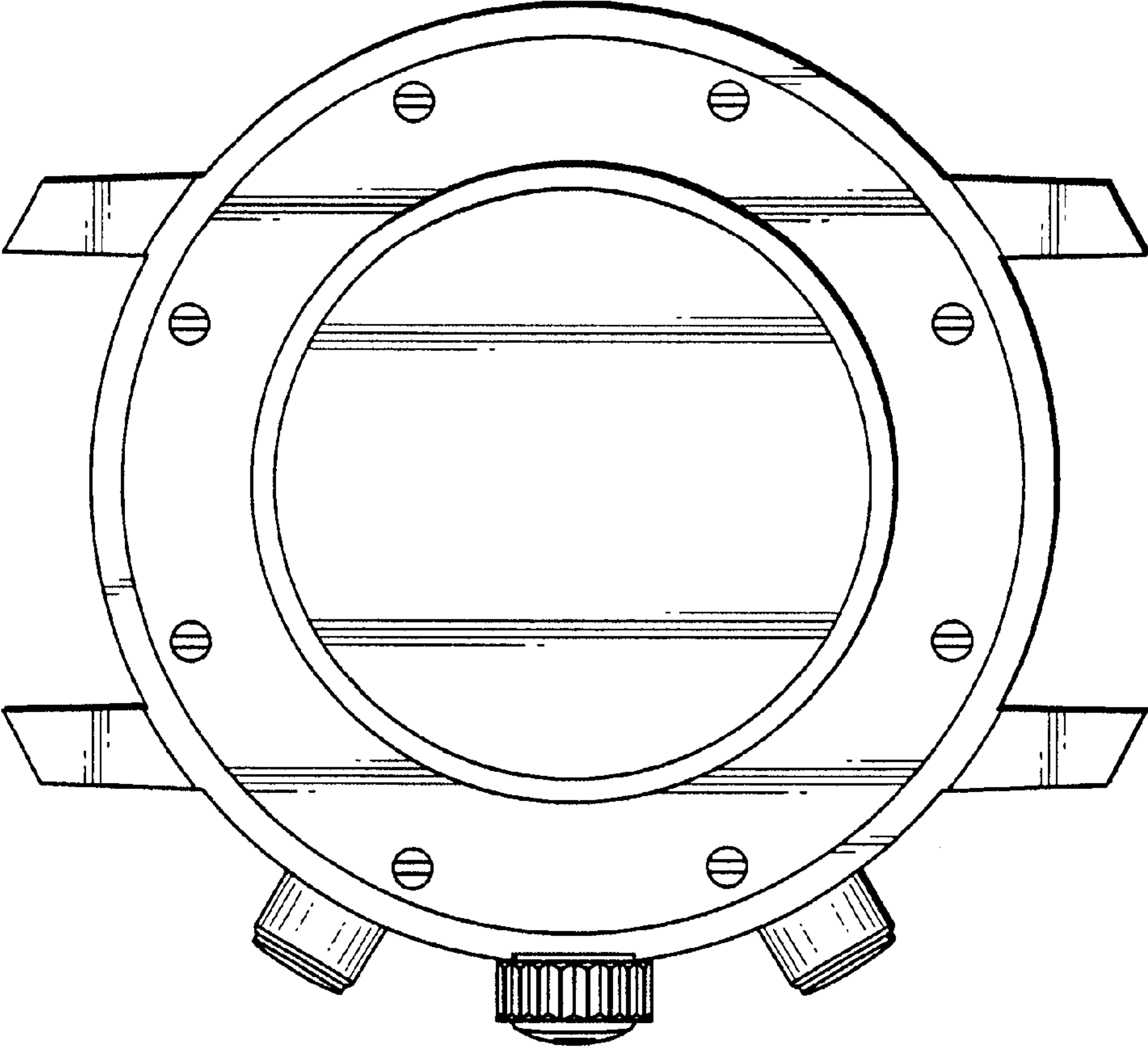


FIG. 5

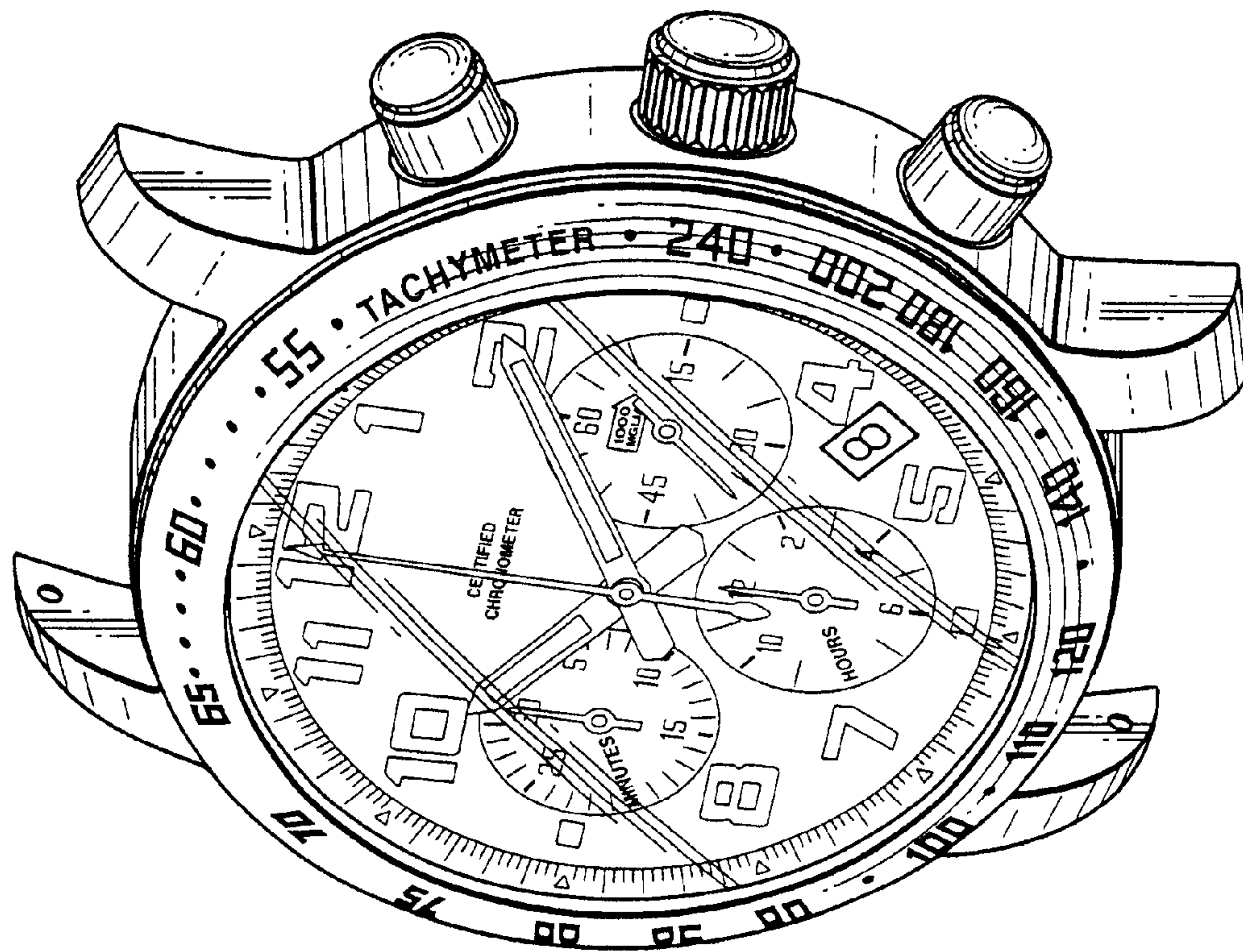


FIG. 7