



US00D520351S

(12) **United States Design Patent** (10) **Patent No.:** **US D520,351 S**
Alkalay et al. (45) **Date of Patent:** **** May 9, 2006**

(54) **UNIVERSAL CONNECTOR NUT**

(75) Inventors: **Uri Alkalay**, Even Yehuda (IL);
Michael Peretz Ben-Asher, Tel-Aviv
(IL)

(73) Assignee: **Elgo Irrigation LTD**, Netanya (IL)

(**) Term: **14 Years**

(21) Appl. No.: **29/221,093**

(22) Filed: **Jan. 11, 2005**

Related U.S. Application Data

(62) Division of application No. 29/194,268, filed on Nov. 20,
2003.

(30) **Foreign Application Priority Data**

Jul. 3, 2003 (IL) 38195

(51) **LOC (8) Cl.** **08-08**

(52) **U.S. Cl.** **D8/382**

(58) **Field of Classification Search** D8/382,
D8/397; 403/388, 223, 255, 291, 309, 300,
403/301, 310-311, 403; 411/427, 429, 432,
411/918, 180

See application file for complete search history.

(56) **References Cited**

U.S. PATENT DOCUMENTS

D242,218 S * 11/1976 Ono D8/397
D412,435 S * 8/1999 Cultice, Jr. D8/397
D484,036 S * 12/2003 Koch D8/397

* cited by examiner

Primary Examiner—Holly H. Baynham

(74) *Attorney, Agent, or Firm*—Marsteller & Associates,
P.C.

(57) **CLAIM**

The ornamental design for a universal connector nut, as
shown.

DESCRIPTION

FIG. 1 is an isometric view of a universal connector nut
showing my new design;

FIG. 2 is a left side view of the universal connector nut;

FIG. 3 is a right side view of the universal connector nut;


FIG. 4 is a bottom view of the universal connector nut;

FIG. 5 is a top view of the universal connector nut;

FIG. 6 is a back view of the universal connector nut; and,

FIG. 7 is a front view of the universal connector nut.

1 Claim, 7 Drawing Sheets






Fig. 1




Fig. 2

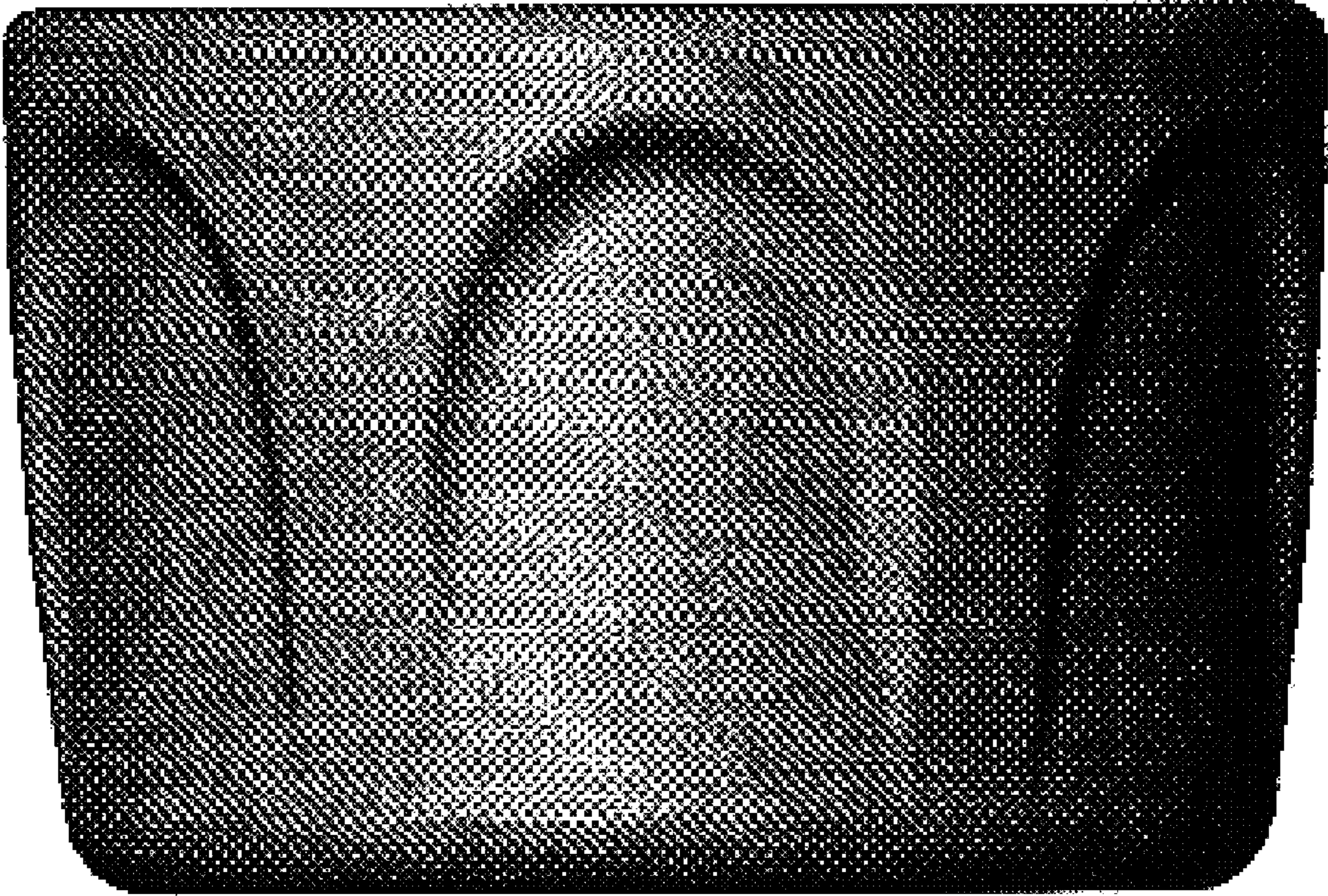


Fig. 3



Fig. 4




Fig. 5




Fig. 6




Fig. 7