



US00D520345S

(12) **United States Design Patent**  
**Kelleghan**

(10) **Patent No.:** **US D520,345 S**

(45) **Date of Patent:** **\*\* May 9, 2006**

(54) **CLIP**

(75) Inventor: **Brian James Kelleghan**, Longmont,  
CO (US)

(73) Assignee: **Bison Designs, L.L.C.**, Longmont, CO  
(US)

(\*\*) Term: **14 Years**

(21) Appl. No.: **29/202,662**

(22) Filed: **Apr. 2, 2004**

(51) **LOC (8) Cl.** ..... **08-05**

(52) **U.S. Cl.** ..... **D8/356**

(58) **Field of Classification Search** ..... D8/356,  
D8/367; 24/599.5, 600.2, 601.2, 598.4, 115 H  
See application file for complete search history.

(56) **References Cited**

**U.S. PATENT DOCUMENTS**

D55,819 S	7/1920	Roebuck	
4,073,042 A	2/1978	Miller	
D271,465 S	11/1983	Boissonnet	
D282,904 S	* 3/1986	Faidide	D8/367
4,622,724 A	* 11/1986	Dupre	24/130

D345,688 S	*	4/1994	McLean et al.	D8/356
5,329,675 A		7/1994	McLean et al.	
D391,473 S	*	3/1998	Striebel	D8/367
D455,642 S		4/2002	Kelleghan	
D462,891 S		9/2002	Kelleghan	
D466,791 S		12/2002	Kelleghan	
D468,997 S	*	1/2003	Chang	D8/356
D475,605 S		6/2003	Kelleghan	

\* cited by examiner

*Primary Examiner*—Holly H. Baynham

(74) *Attorney, Agent, or Firm*—Margaret Polson; Patent  
Law Offices of Rick Martin, P.C.

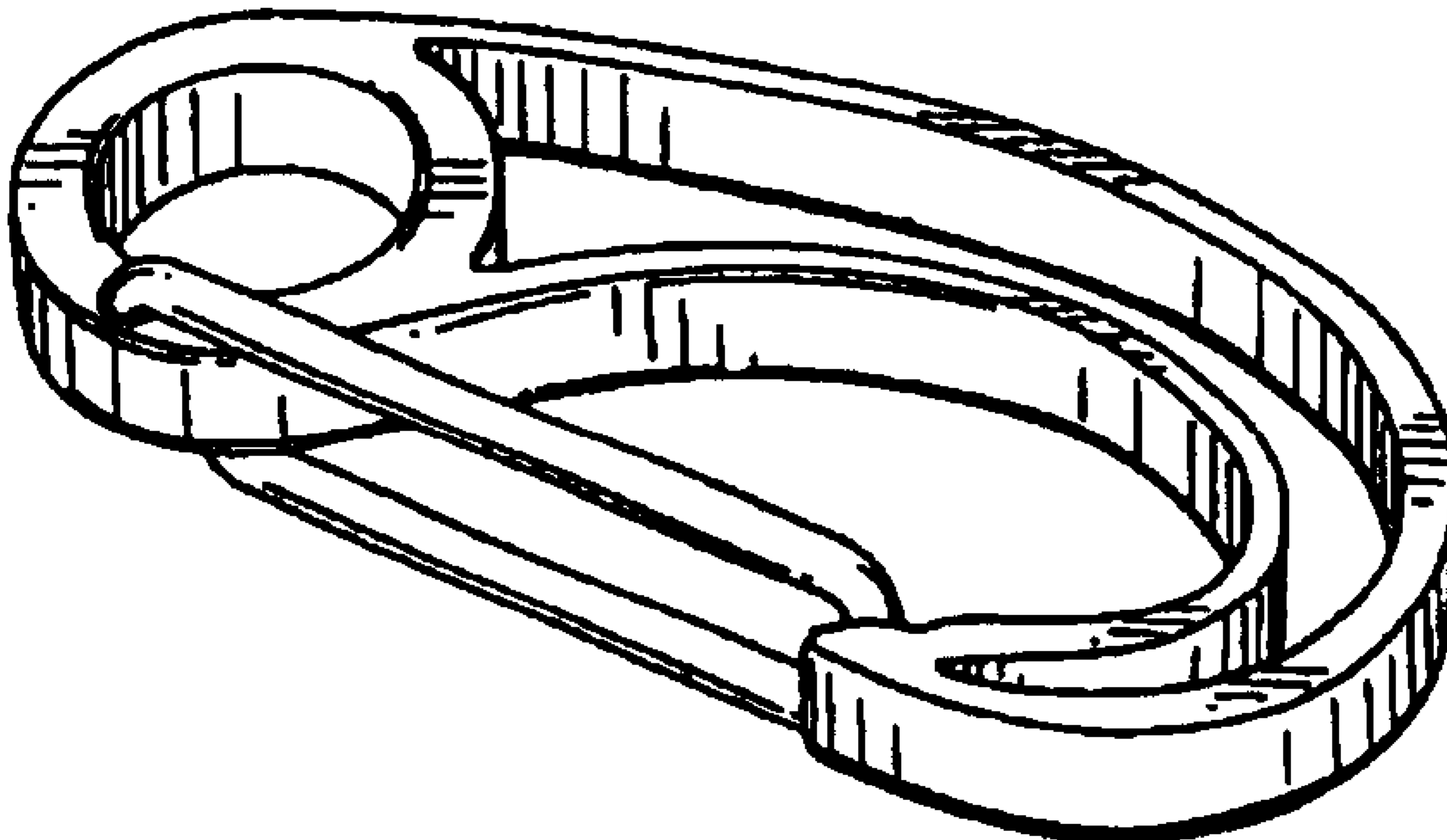
(57) **CLAIM**

The ornamental design for a clip, as shown.

**DESCRIPTION**

FIG. 1 is a top plan view of my new design for a clip.  
FIG. 2 is a bottom plan view of FIG. 1.  
FIG. 3 is a right side elevation view of FIG. 1.  
FIG. 4 is a left side elevation view of FIG. 1.  
FIG. 5 is a front side elevation view of FIG. 1.  
FIG. 6 is a back side elevation view of FIG. 1; and,  
FIG. 7 is a top perspective view of FIG. 1.

**1 Claim, 1 Drawing Sheet**



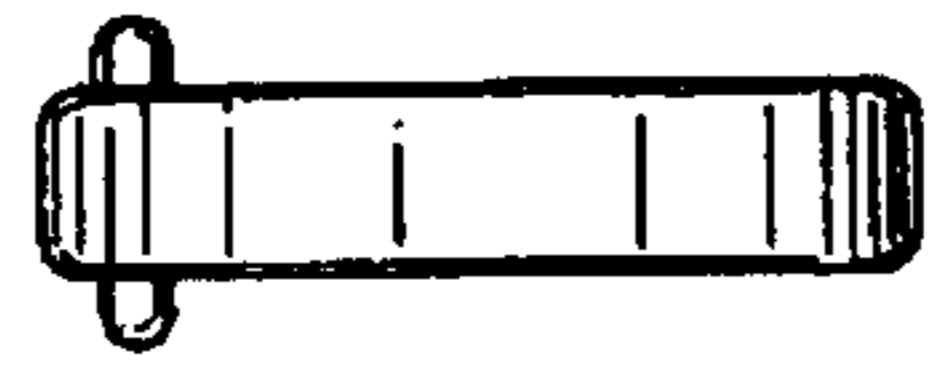


FIG. 5

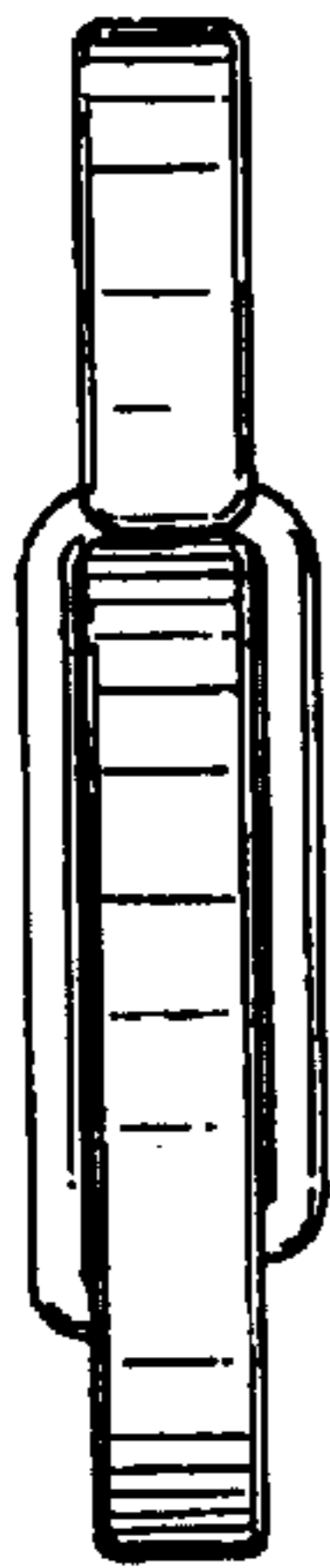


FIG. 3

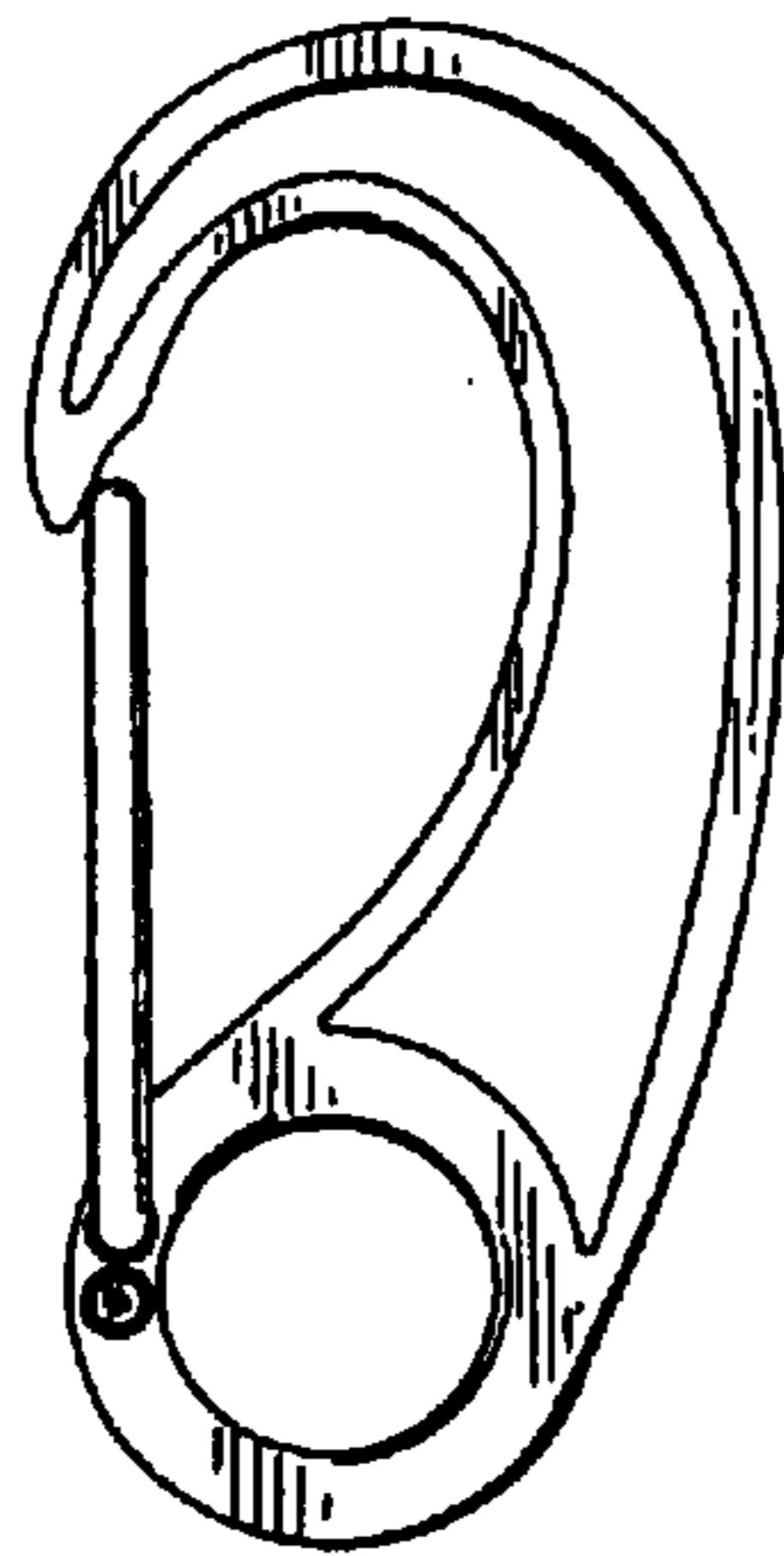


FIG. 1



FIG. 4

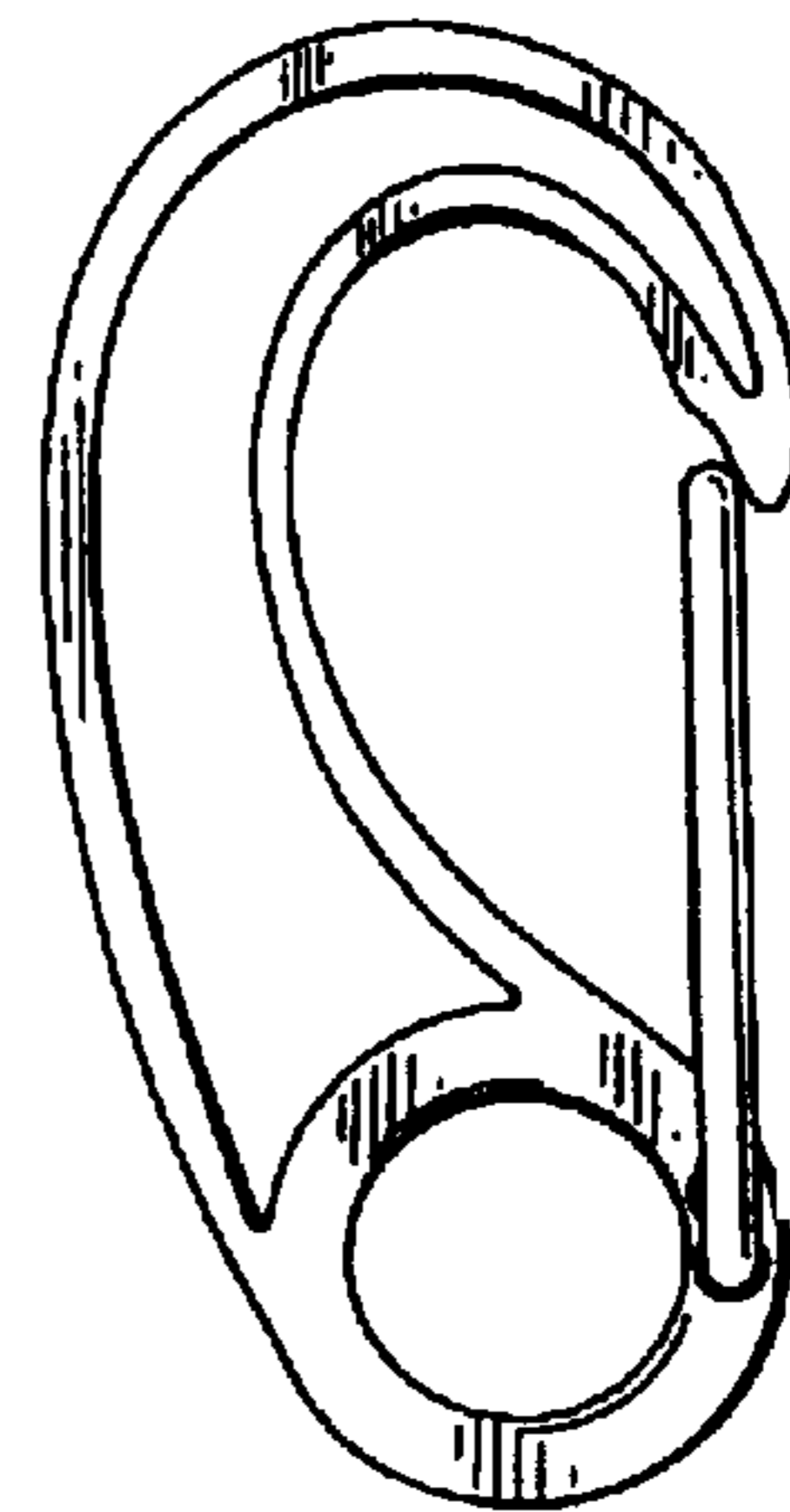


FIG. 2

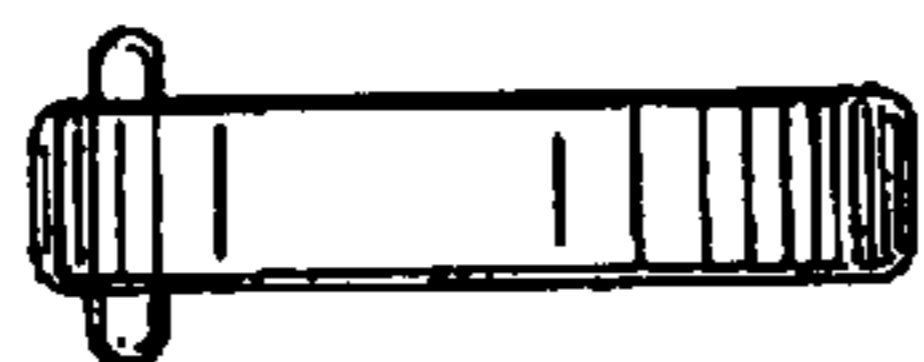


FIG. 6

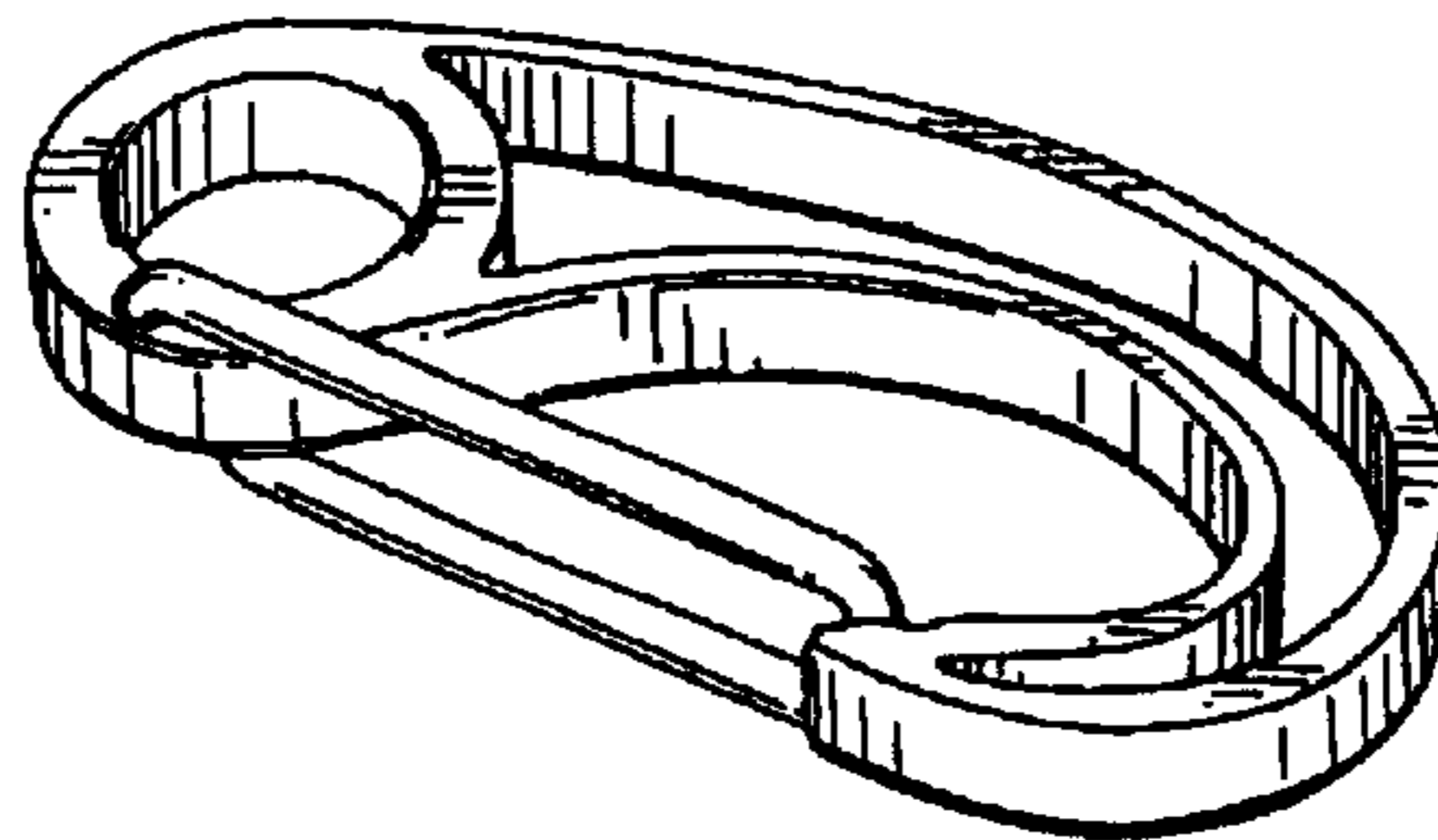


FIG. 7