



US00D520334S

(12) **United States Design Patent**  
**Christie**

(10) **Patent No.:** **US D520,334 S**

(45) **Date of Patent:** **\*\* May 9, 2006**

(54) **HANDLE FOR A SLIDING WINDOW OR SLIDING DOOR**

(75) Inventor: **John Christie**, Geebung (AU)

(73) Assignee: **Bradnam's Windows & Doors PTY LTD**, Queensland (AU)

(\*\*) Term: **14 Years**

(21) Appl. No.: **29/219,682**

(22) Filed: **Dec. 22, 2004**

(30) **Foreign Application Priority Data**

Jun. 22, 2004 (AU) ..... 13046/2004

(51) **LOC (8) Cl.** ..... **08-06**

(52) **U.S. Cl.** ..... **D8/313**

(58) **Field of Classification Search** ..... D8/300,  
D8/302, 308, 313, 315, 319, 320; 70/90,  
70/91, 95, 97, 100, 224; 16/402, 412; 292/27,  
292/36, 37, 101, 138, 140, 145, 152, 348,  
292/357, DIG. 46

See application file for complete search history.

(56) **References Cited**

**U.S. PATENT DOCUMENTS**

3,046,776	A	*	7/1962	Marotto et al.	70/97
3,151,350	A	*	10/1964	Manion	16/412
3,390,557	A	*	7/1968	Erickson et al.	70/97
4,790,157	A	*	12/1988	Lin	70/95
D329,369	S	*	9/1992	Martin et al.	D8/302

D338,608	S	*	8/1993	Martin et al.	D8/302
5,318,333	A	*	6/1994	Dreifert	292/336.3
D389,722	S	*	1/1998	Blom	D8/319
D423,321	S	*	4/2000	Maier	D8/302
D433,916	S	*	11/2000	Frey	D8/302
6,357,808	B1	*	3/2002	Supernat	292/348
6,502,435	B1	*	1/2003	Watts et al.	70/95
6,846,025	B1	*	1/2005	Sclater et al.	292/336.3

\* cited by examiner

*Primary Examiner*—Paula A. Greene

(74) *Attorney, Agent, or Firm*—Hoffman, Wasson & Gitler, P.C.

(57) **CLAIM**

The ornamental design for a handle for a sliding window or sliding door, as shown and described.

**DESCRIPTION**

FIG. 1 is a front view, taken from one side, of applicant's unique handle;

FIG. 2 is a front view, taken from the other side, of applicant's handle;

FIG. 3 is a left side view of applicant's handle;

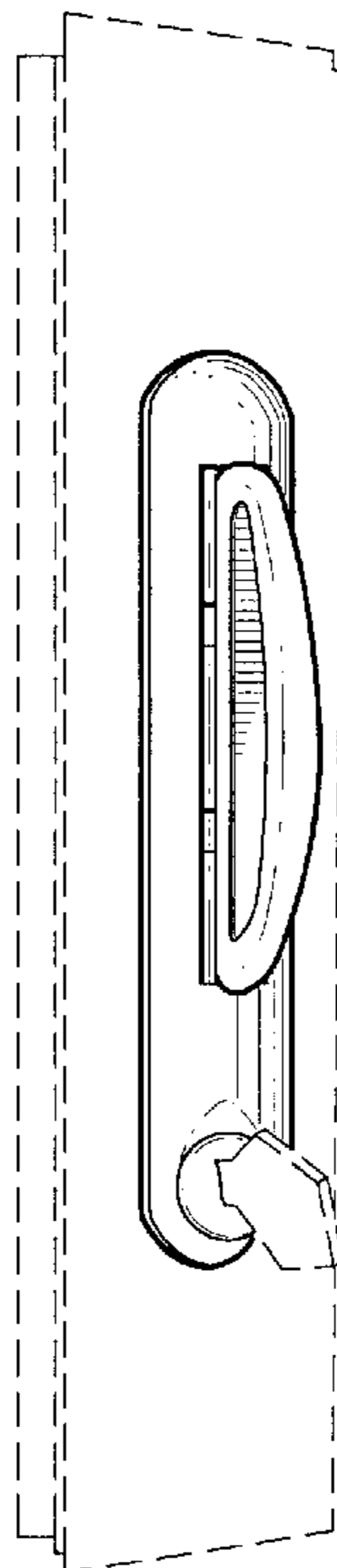
FIG. 4 is a right side view of applicant's handle;

FIG. 5 is a rear view of applicant's handle; and,

FIG. 6 is a front perspective view of a handle for a sliding window or sliding door the broken lines are for illustrative purposes only and form no part of the claimed design.

The broken lines in FIG. 5 are for illustrative purposes only and forms no part of the claimed design.

**1 Claim, 4 Drawing Sheets**



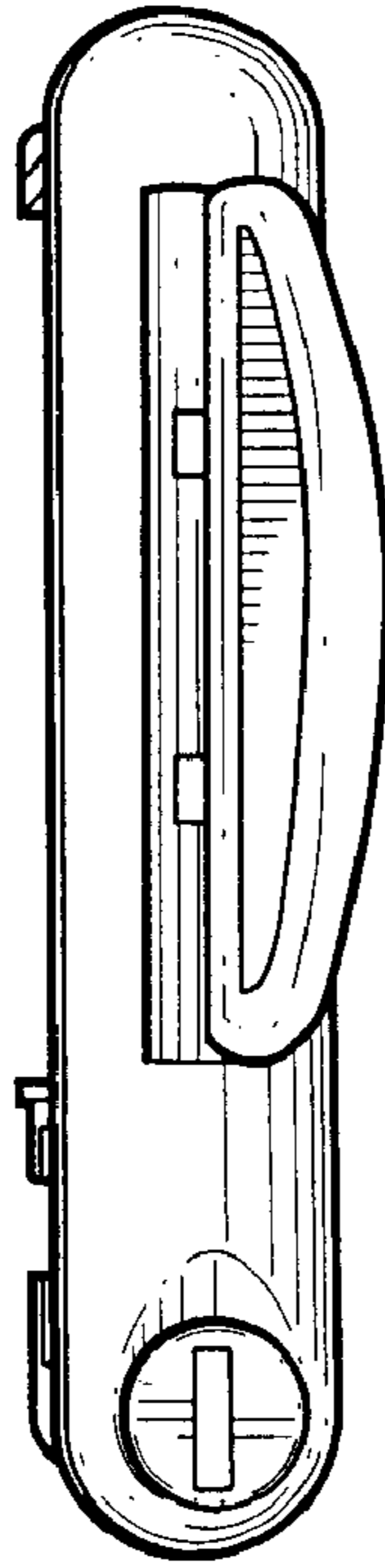


FIG. 1




FIG. 2

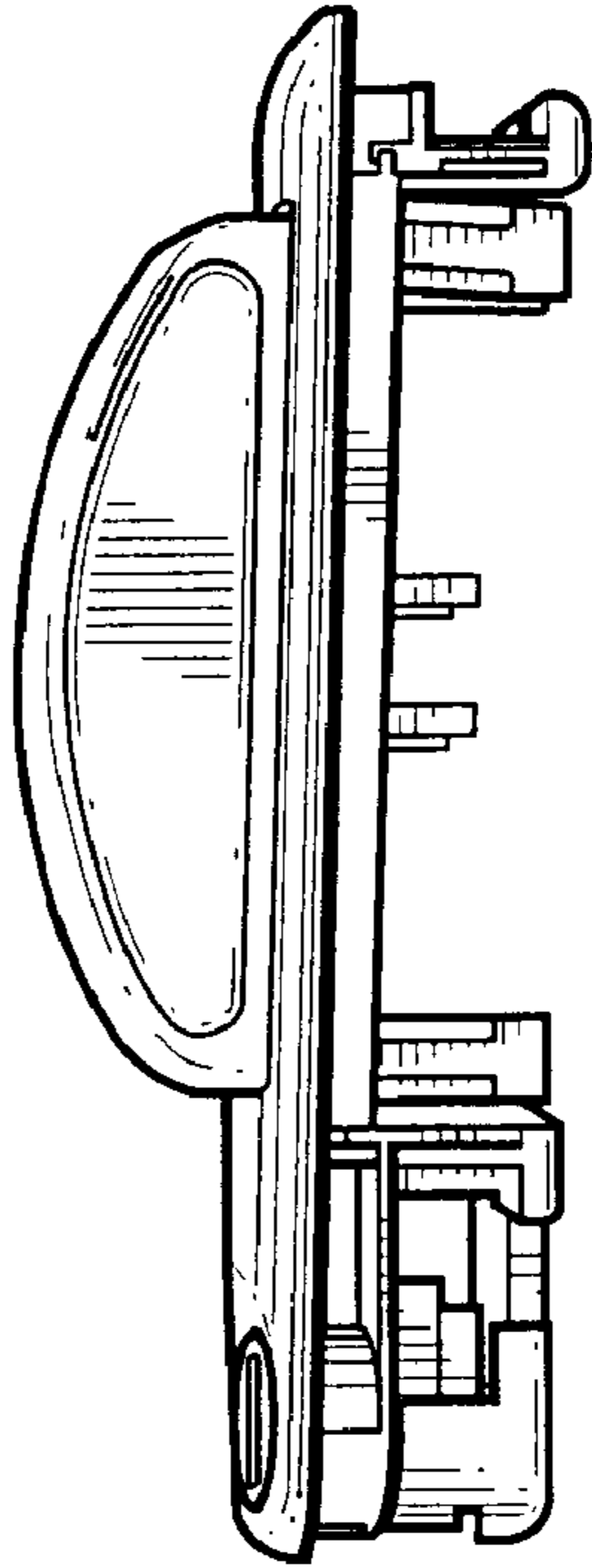


FIG. 3

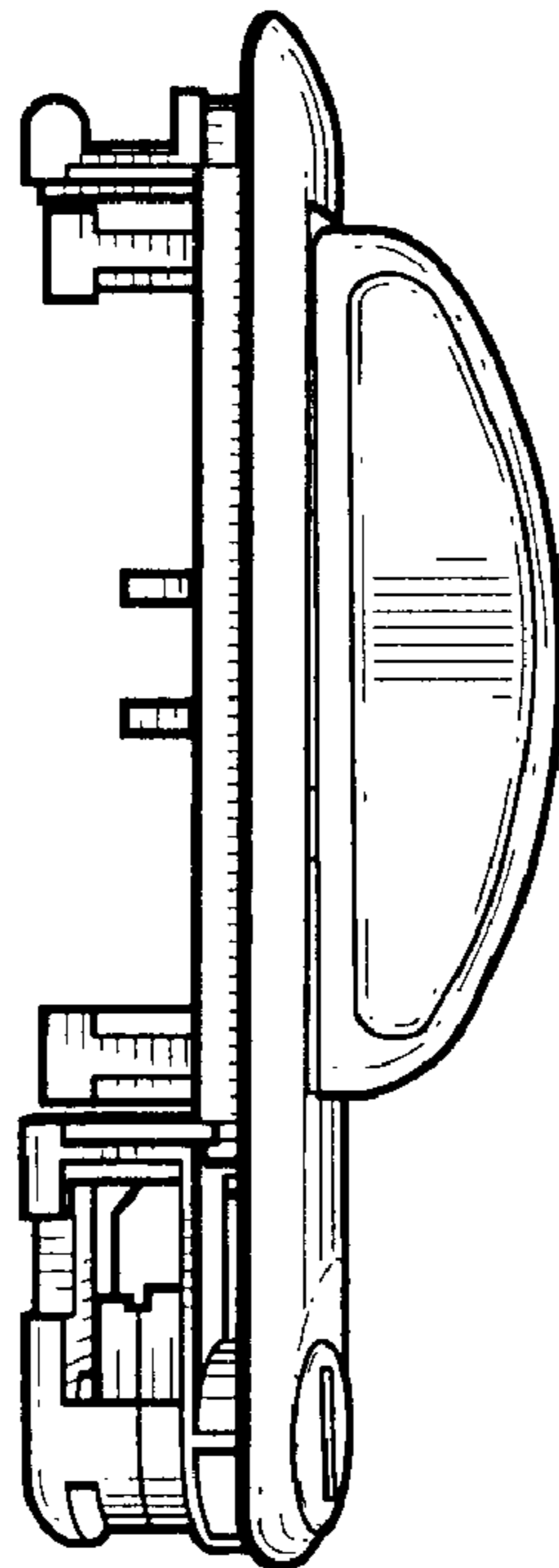


FIG. 4

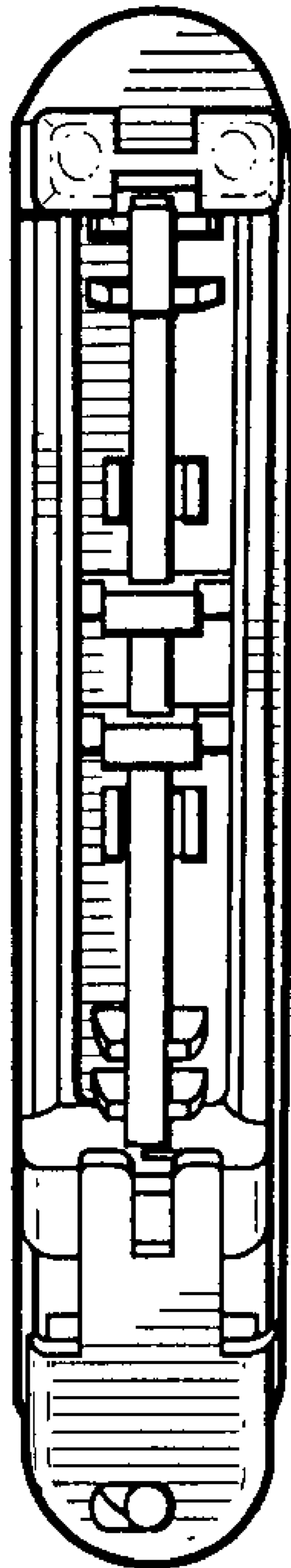


FIG. 5

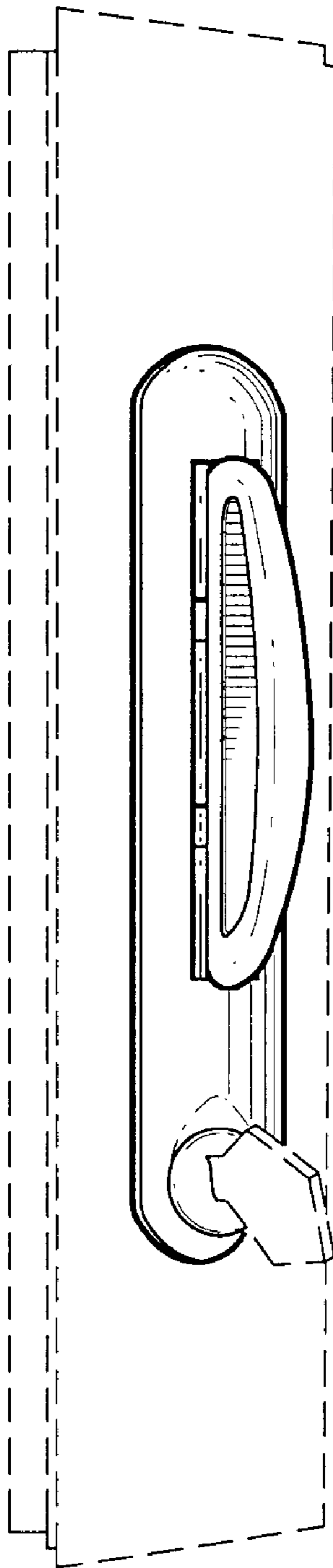


FIG. 6