



US00D520333S

(12) **United States Design Patent**  
**Gilbert**

(10) **Patent No.:** **US D520,333 S**

(45) **Date of Patent:** **\*\* May 9, 2006**

(54) **HANDLE**

(75) **Inventor:** **Christopher Jon Gilbert**, Moreland Hills, OH (US)

(73) **Assignee:** **Moen Incorporated**, North Olmstead, OH (US)

(\*\*) **Term:** **14 Years**

(21) **Appl. No.:** **29/223,113**

(22) **Filed:** **Feb. 9, 2005**

(51) **LOC (8) Cl.** ..... **08-06**

(52) **U.S. Cl.** ..... **D8/308**

(58) **Field of Classification Search** ..... D8/300–303, D8/308–321, DIG. 3; D23/250, 252, 238–243, D23/249–254; 4/675–678; 251/309–310  
See application file for complete search history.

(56) **References Cited**

**U.S. PATENT DOCUMENTS**

D162,273 S	2/1951	Young	
D207,940 S	6/1967	Laguera	
D280,009 S	8/1985	Miller et al.	
D289,543 S	* 4/1987	Davis	D23/252
D339,190 S	* 9/1993	Pieramico et al.	D23/252
D378,231 S	2/1997	Dubin	
D380,036 S	* 6/1997	Short et al.	D23/252
D393,695 S	4/1998	Ku	
D394,795 S	* 6/1998	Diebel	D8/308
D397,425 S	* 8/1998	Paredes	D23/250
D398,039 S	9/1998	Ku	
D407,465 S	* 3/1999	Ko	D23/252
D424,175 S	5/2000	Fabian	

D443,918 S	6/2001	Lord	
D448,065 S	9/2001	Pitsch et al.	
D448,067 S	9/2001	Pitsch	
D459,444 S	* 6/2002	Chen	D23/250
D463,010 S	9/2002	Ouyoung	
D464,119 S	10/2002	Blomstrom	
D466,980 S	12/2002	Pitsch et al.	
D470,574 S	2/2003	Marshall	
D472,307 S	3/2003	Blomstrom	
D475,125 S	5/2003	Marinov	
D476,398 S	6/2003	Ouyoung	
D484,951 S	1/2004	Lin	
D490,878 S	6/2004	Hunt	

\* cited by examiner

*Primary Examiner*—Paula A. Greene

(74) *Attorney, Agent, or Firm*—Calfee, Halter & Griswold LLP

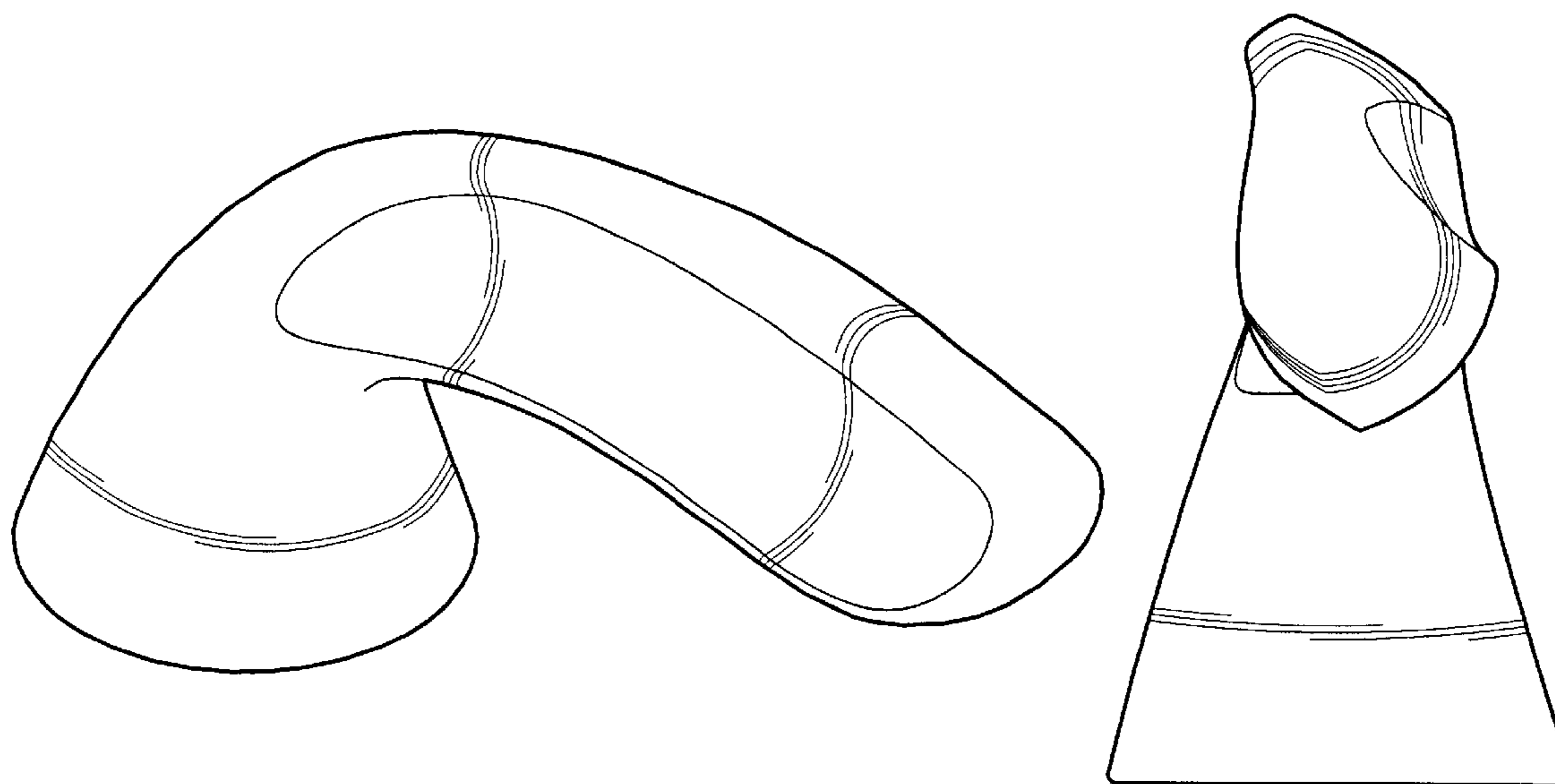
(57) **CLAIM**

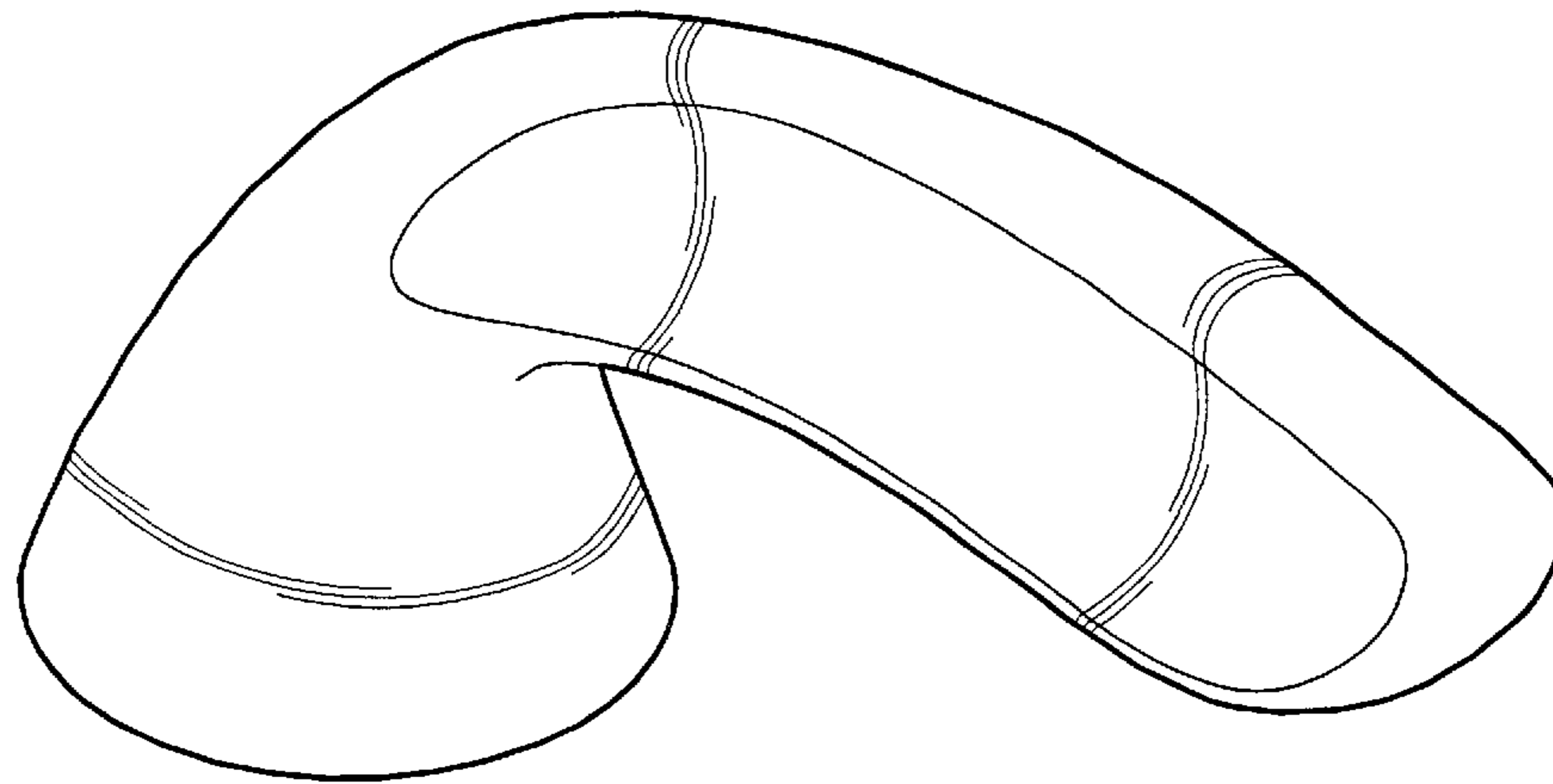
The ornamental design for a handle, as shown and described.

**DESCRIPTION**

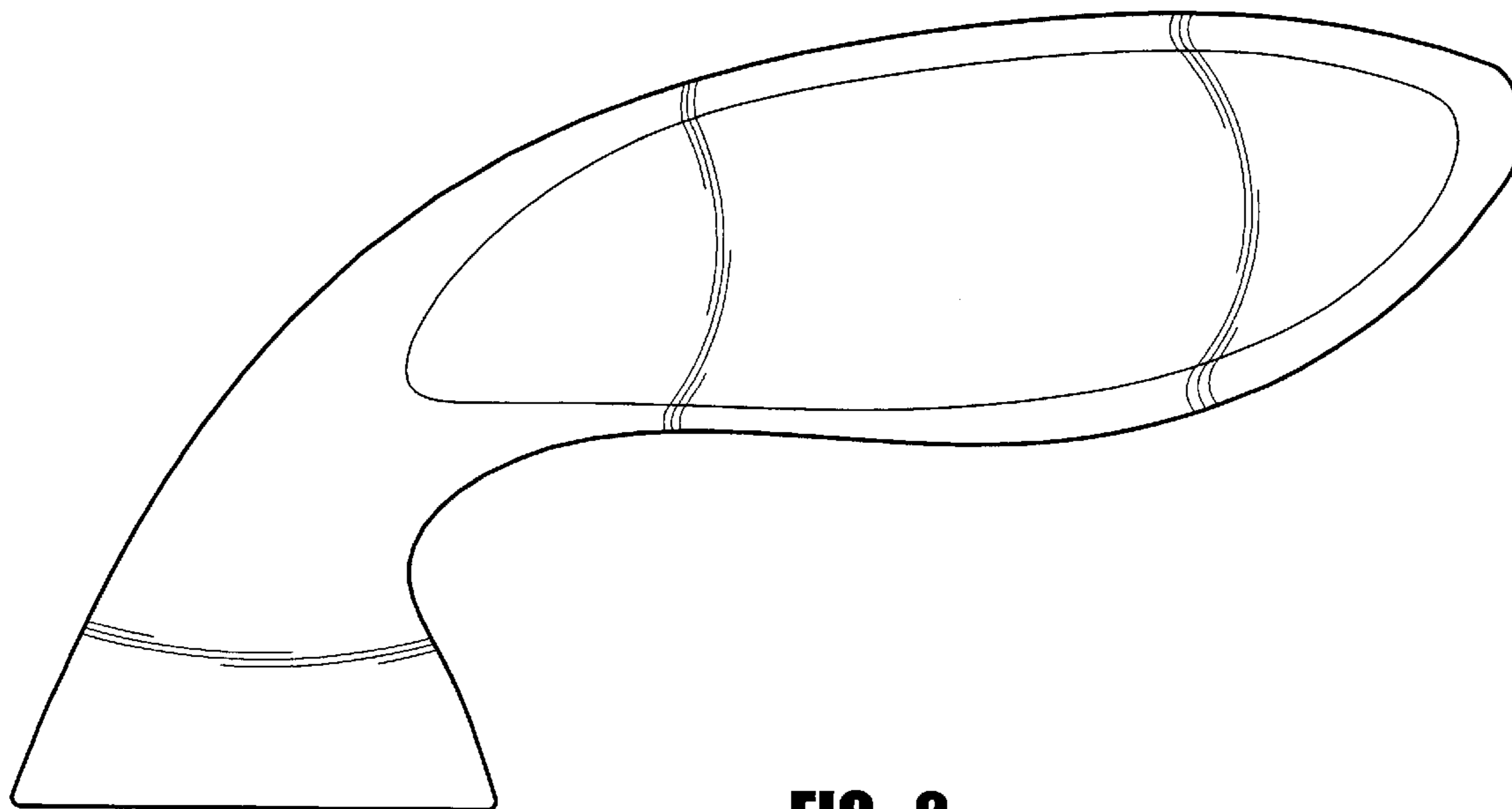
FIG. 1 is a perspective view of a handle of the new design; FIG. 2 is a front elevational view of the handle of FIG. 1; FIG. 3 is a rear elevational view of the handle of FIG. 1; FIG. 4 is a left side elevational view of the handle of FIG. 1; FIG. 5 is a right side elevational view of the handle of FIG. 1; FIG. 6 is a top plan view of the handle of FIG. 1; and, FIG. 7 is a bottom plan view of the handle of FIG. 1. The portions of the Figures shown in broken lines are not part of the claimed design but are for illustration only.

**1 Claim, 3 Drawing Sheets**

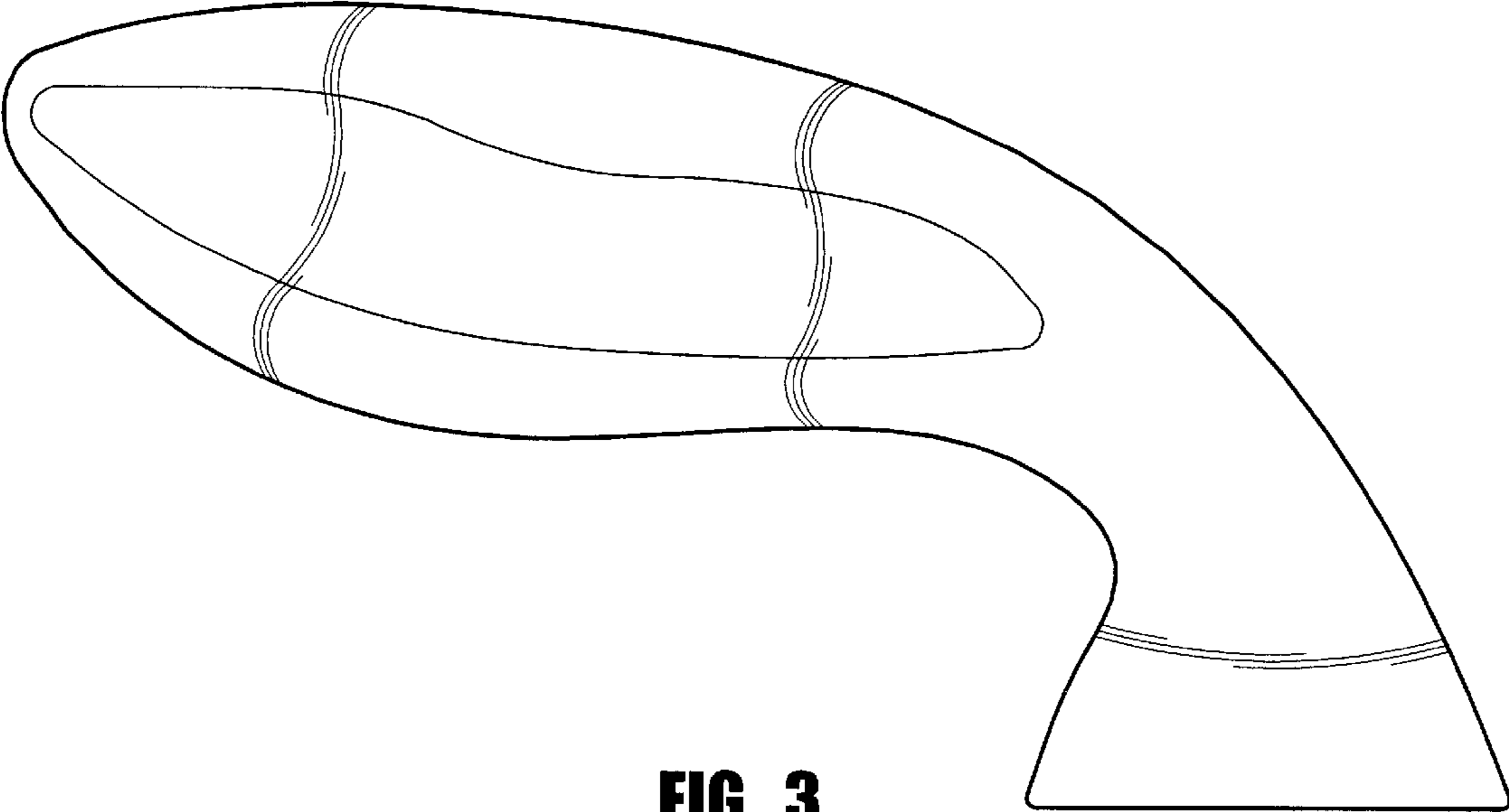





**FIG. 1**



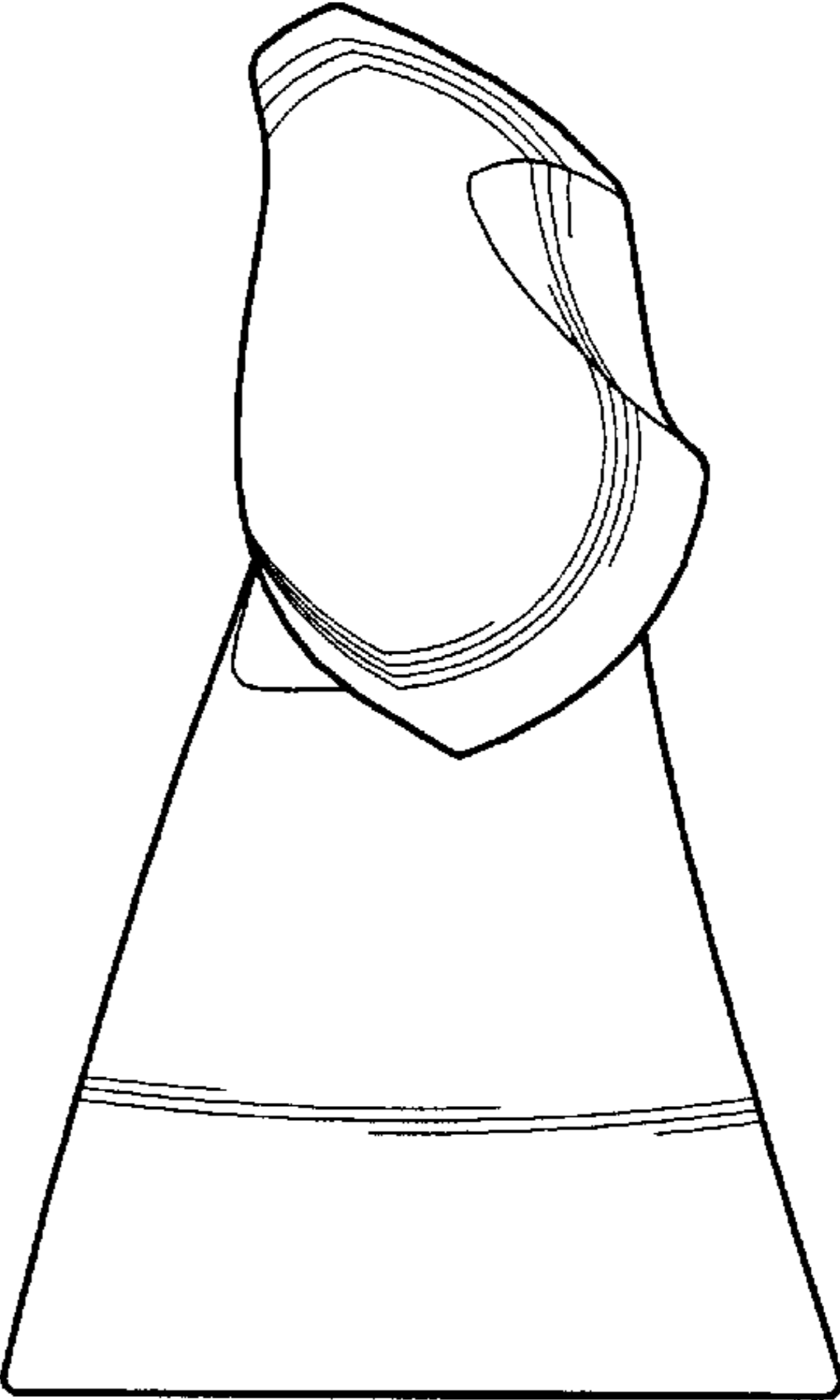
**FIG. 2**



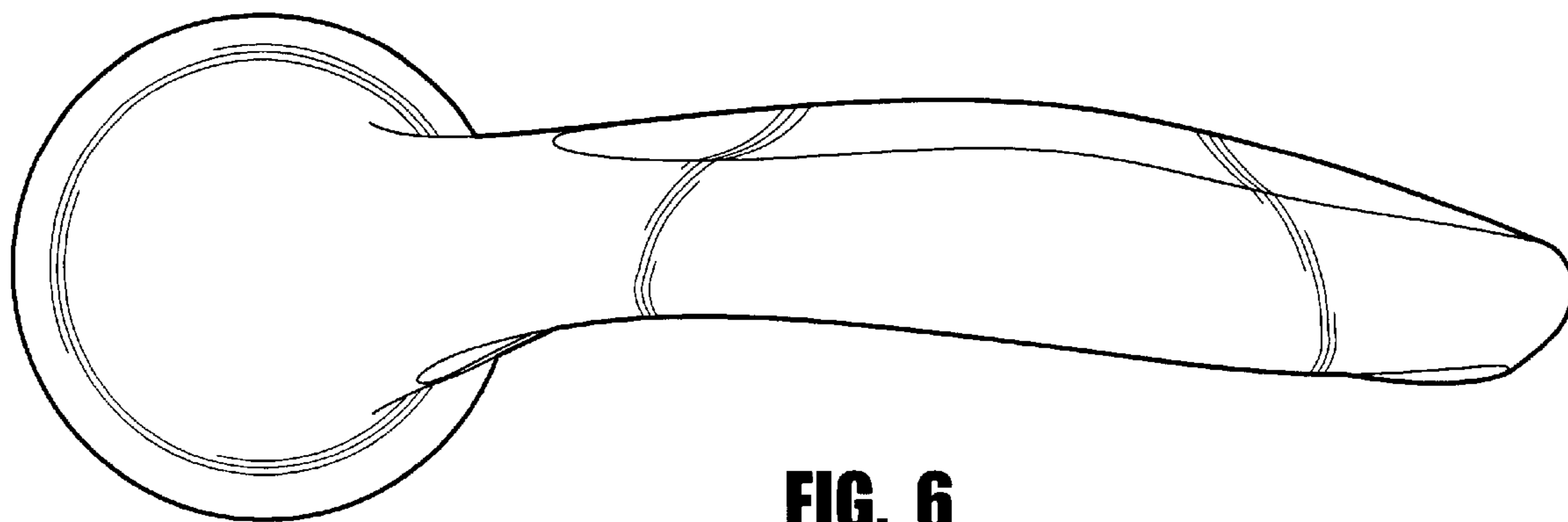
**FIG. 3**



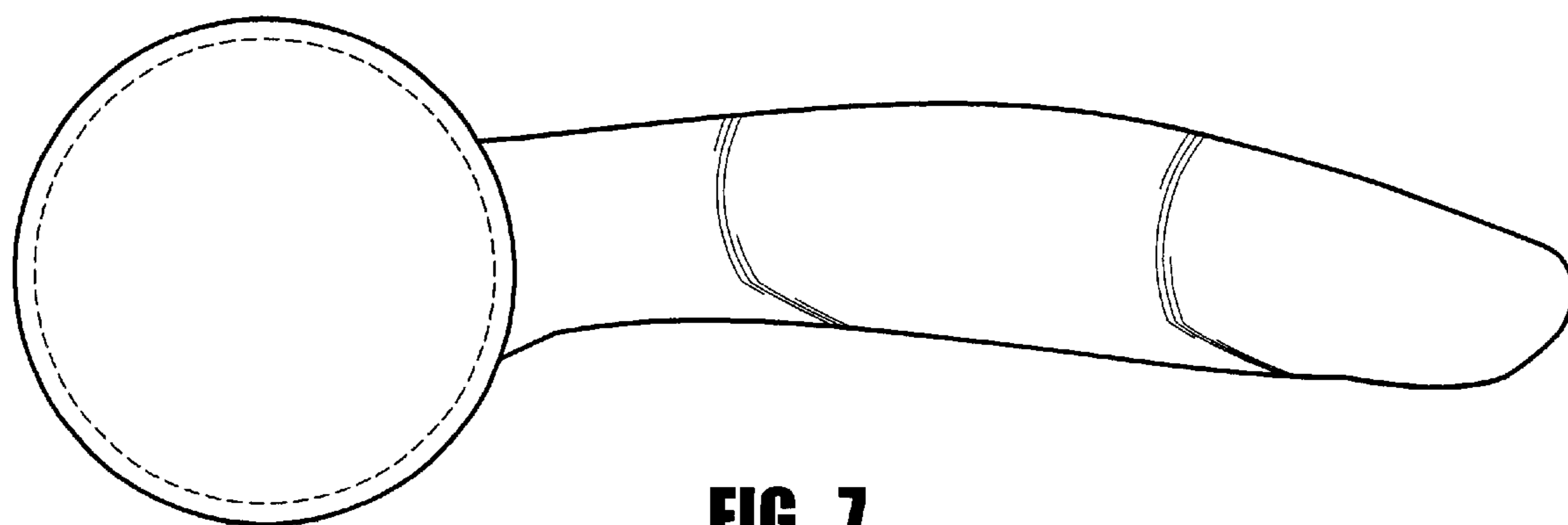
**FIG. 4**



**FIG. 5**



**FIG. 6**



**FIG. 7**