



US00D520329S

(12) **United States Design Patent**
Schlack et al.

(10) **Patent No.:** **US D520,329 S**

(45) **Date of Patent:** **** May 9, 2006**

(54) **LATCH HANDLE MECHANISM**

(75) Inventors: **Richard E. Schlack**, Rising Sun, MD (US); **Frederick H. Stilwell**, West Grove, PA (US); **D. Dale Turner**, Honeoye Falls, NY (US); **David C. Milne**, Lima, NY (US)

(73) Assignee: **Southco, Inc.**, Concordville, PA (US)

(**) Term: **14 Years**

(21) Appl. No.: **29/210,769**

(22) Filed: **Aug. 4, 2004**

(51) **LOC (8) Cl.** **08-06**

(52) **U.S. Cl.** **D8/302; D8/338**

(58) **Field of Classification Search** D8/301, D8/302, 306, 307, 331, 338, 350; 70/153, 70/208, 215; 292/39, 170, 173, 229, 336.3; 361/752, 759, 801; 439/116, 341, 545, 565
See application file for complete search history.

(56) **References Cited**

U.S. PATENT DOCUMENTS

3,044,815	A	*	7/1962	Soss	292/173
4,556,244	A		12/1985	Bisbing		
4,583,775	A		4/1986	Bisbing		
4,693,503	A		9/1987	Bisbing		
4,706,478	A		11/1987	Swan et al.		
4,763,935	A		8/1988	Bisbing		
4,893,849	A		1/1990	Schlack		
5,267,762	A		12/1993	Gromotka		
D343,347	S	*	1/1994	Lau et al.	D8/301
5,526,660	A		6/1996	Bennett et al.		
5,609,373	A		3/1997	Gromotka		
5,638,709	A	*	6/1997	Clavin	70/208
5,664,813	A		9/1997	Gromotka		
5,685,181	A	*	11/1997	Ramsauer	70/208

D391,139	S	*	2/1998	Gilliam	D8/331
5,722,269	A	*	3/1998	Simon et al.	70/208
5,938,248	A		8/1999	Vickers et al.		
5,984,383	A		11/1999	Parikh et al.		
D417,603	S	*	12/1999	Schlack et al.	D8/338
D418,043	S	*	12/1999	Schlack et al.	D8/338
6,023,953	A	*	2/2000	Vickers et al.	70/208
D424,405	S	*	5/2000	Schlack et al.	D8/331
6,086,121	A		7/2000	Buckland		
6,152,497	A		11/2000	Vickers et al.		
6,174,007	B1		1/2001	Schlack et al.		
6,266,248	B1	*	7/2001	Hanas et al.	361/752
6,312,275	B1	*	11/2001	Tortorella	439/341
2004/0056488	A1		3/2004	Jackson, Jr. et al.		

OTHER PUBLICATIONS

Southco, Inc. Handbook, 2003, Front and Back Covers, pp.: 43, 48–59, 88–92, 154–156 and 160–162.

* cited by examiner

Primary Examiner—Paula A. Greene

(74) *Attorney, Agent, or Firm*—Paul & Paul

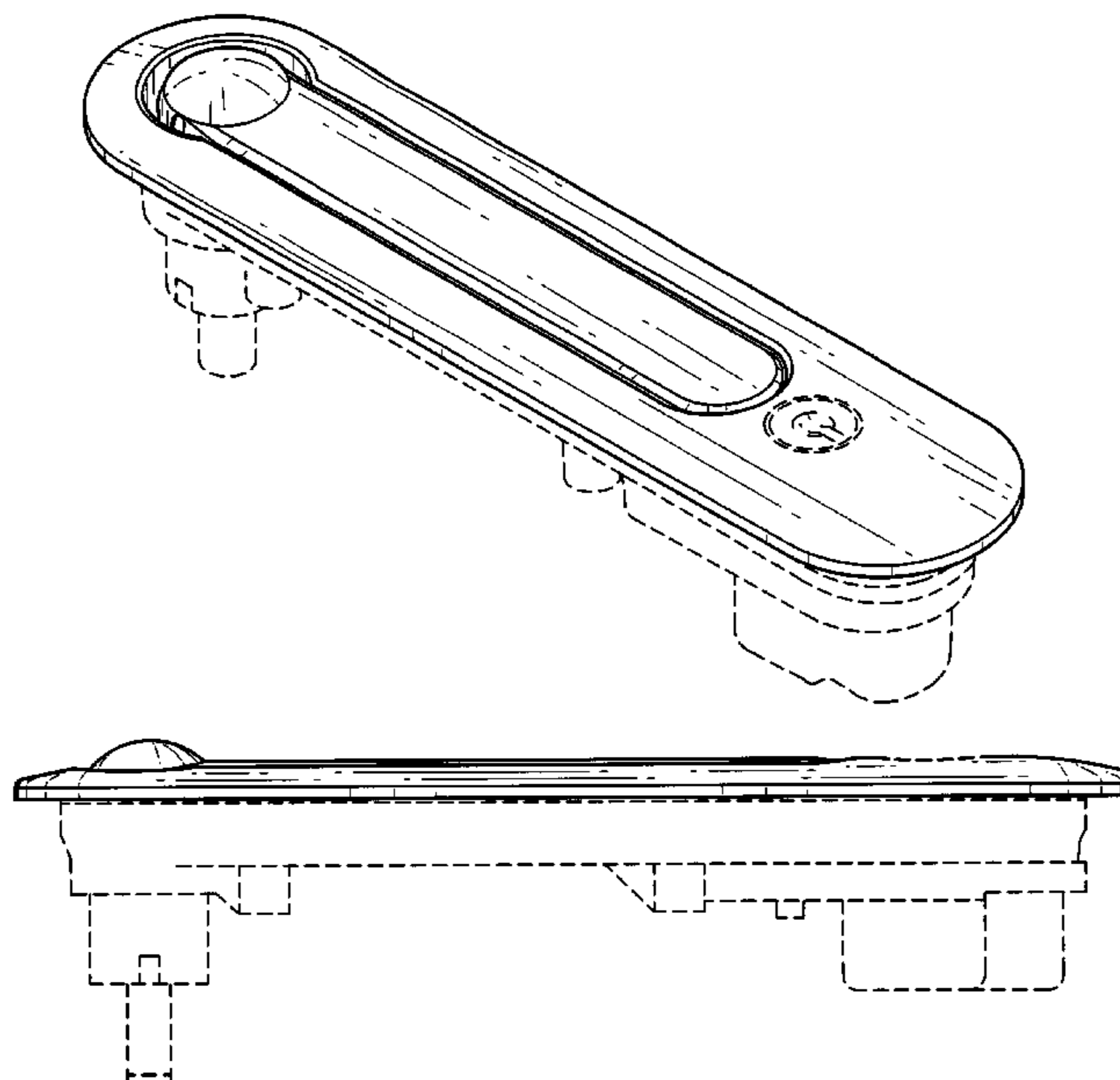
(57) **CLAIM**

The ornamental design for a latch handle mechanism, as shown and described.

DESCRIPTION

FIG. 1 is a perspective view of an embodiment of a latch handle mechanism embodying our new design
FIG. 2 is a right side view thereof;
FIG. 3 is a left side view thereof;
FIG. 4 is the top view thereof;
FIG. 5 is the front view thereof; and,
FIG. 6 is the rear view thereof.
The broken lines in the figures are for illustrative purposes only and forms no part of the claimed design.

1 Claim, 2 Drawing Sheets



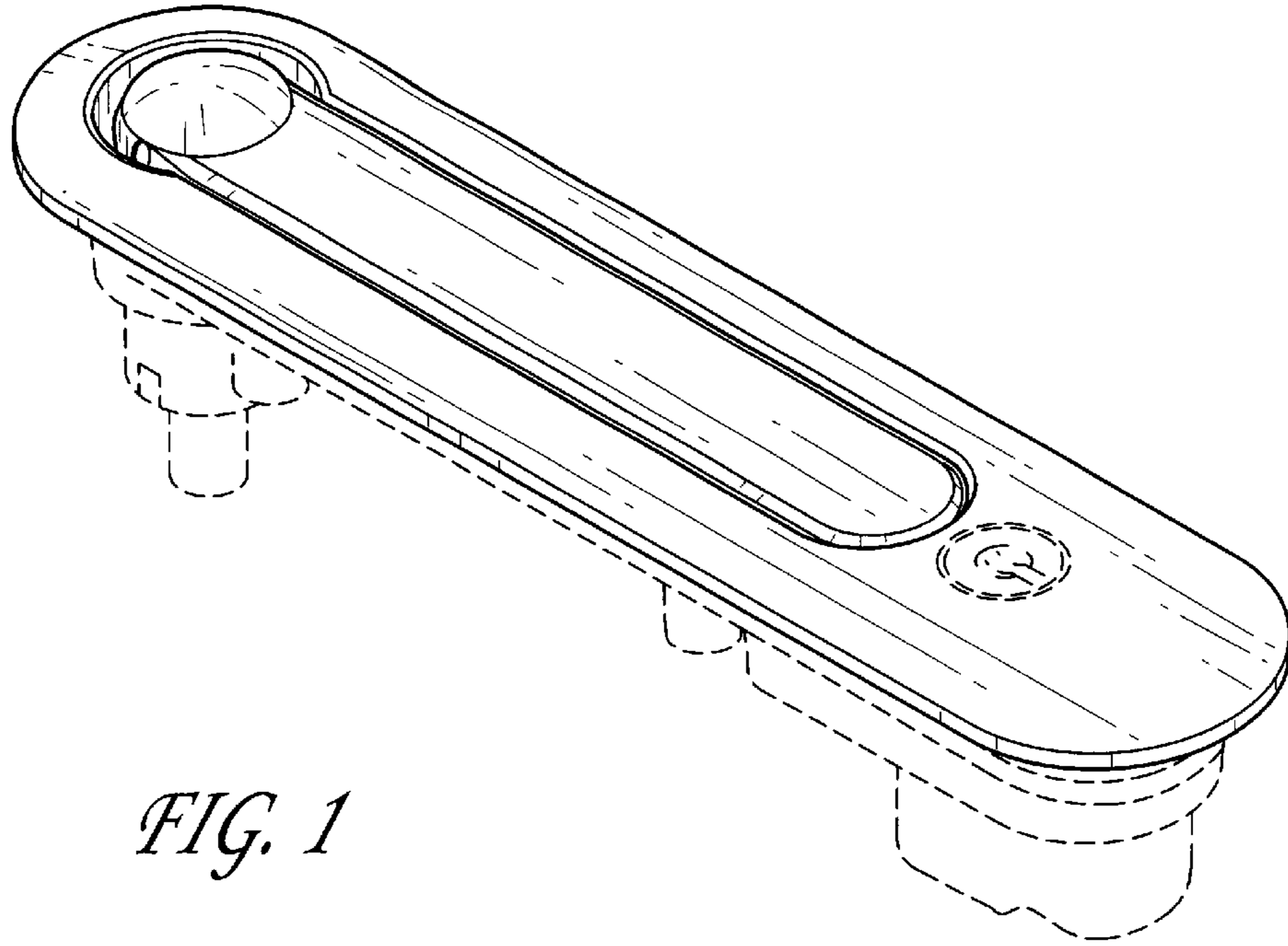


FIG. 1

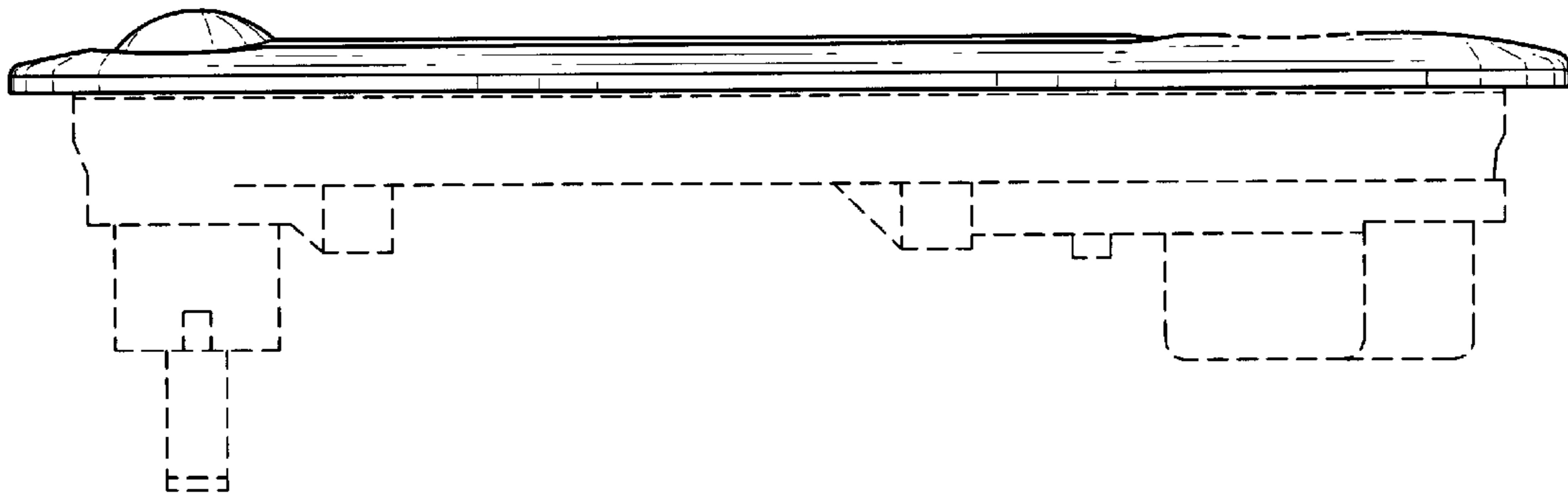


FIG. 2

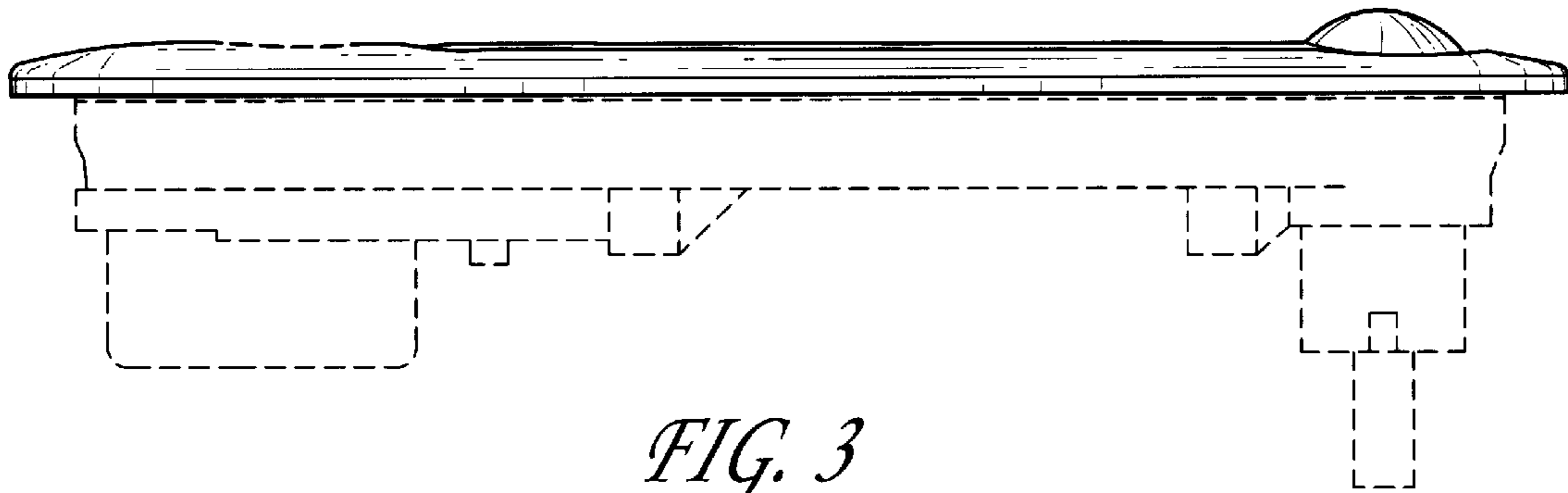


FIG. 3




FIG. 4

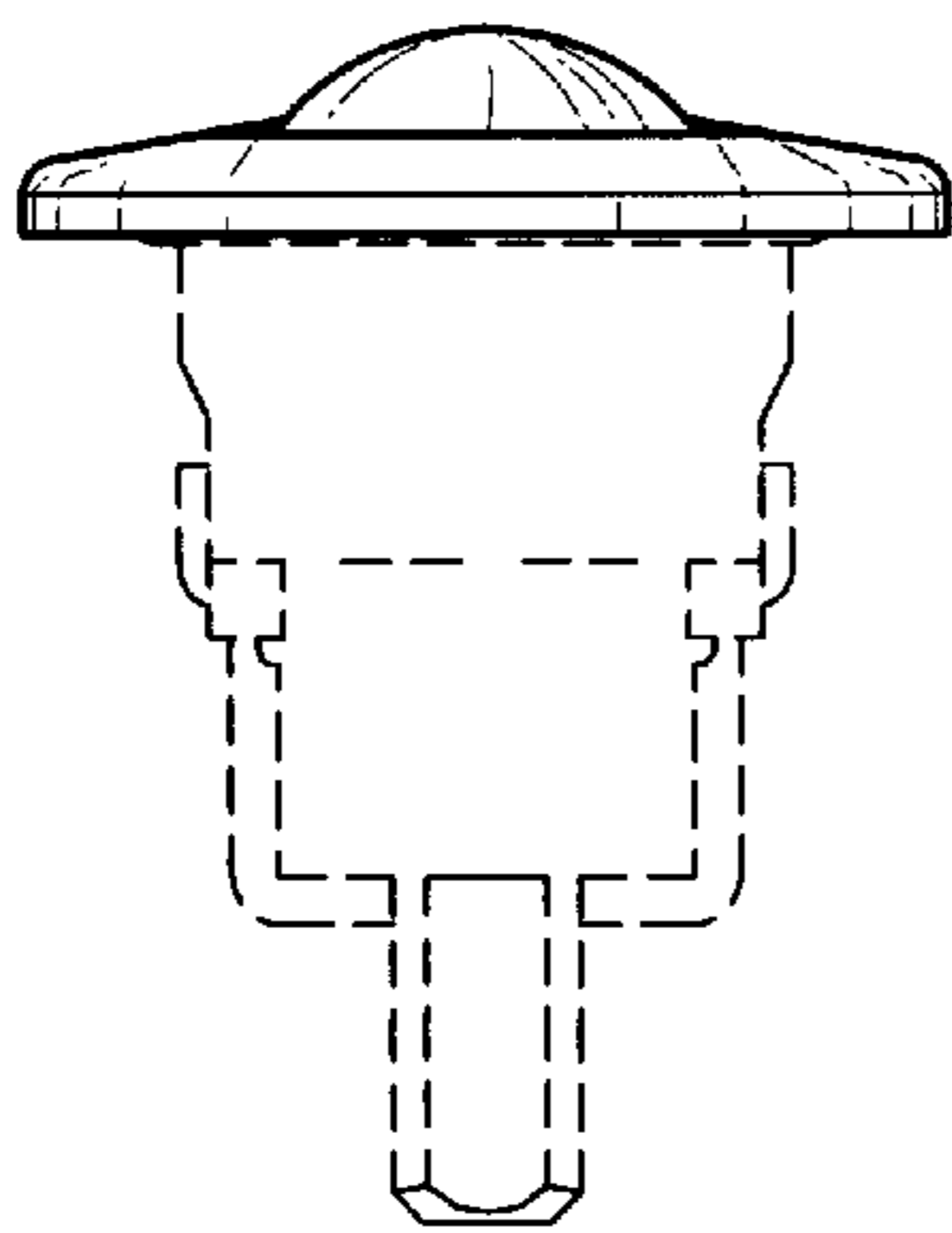


FIG. 5

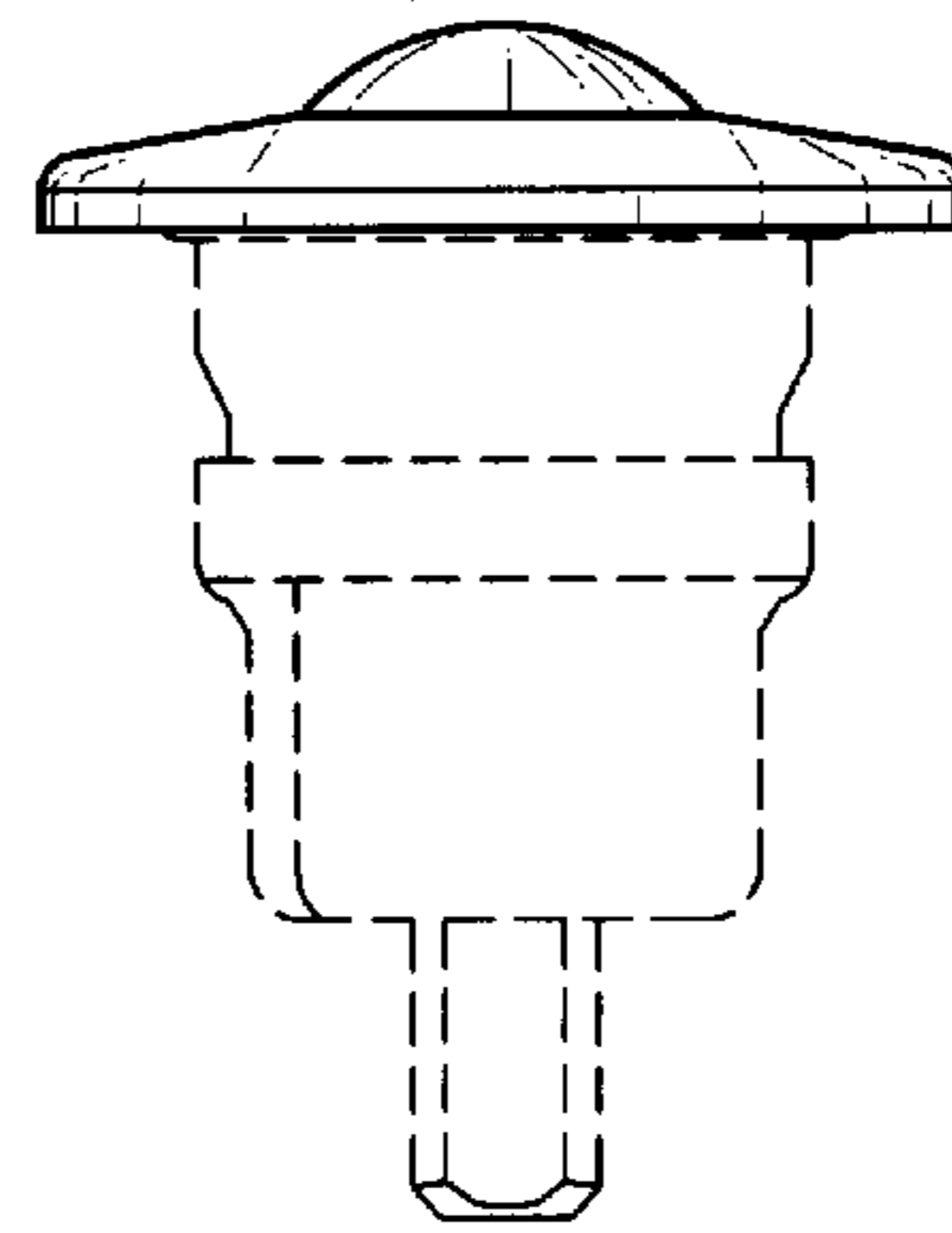


FIG. 6