



US00D520326S

(12) **United States Design Patent**
Wu

(10) **Patent No.:** **US D520,326 S**

(45) **Date of Patent:** **** May 9, 2006**

(54) **KNIFE GRINDER**

(75) Inventor: **Shih-Piao Wu, Lu Kang (TW)**

(73) Assignee: **Jiin Haur Industrial Co., Ltd., Lua Kang (TW)**

(**) Term: **14 Years**

(21) Appl. No.: **29/214,063**

(22) Filed: **Sep. 27, 2004**

(51) **LOC (8) Cl.** **08-05**

(52) **U.S. Cl.** **D8/93**

(58) **Field of Classification Search** D8/90-93,
D8/105; D28/59; 76/82, 82.2, 85; 451/45,
451/523-524, 552, 556, 559

See application file for complete search history.

(56) **References Cited**

U.S. PATENT DOCUMENTS

511,397	A	*	12/1893	Beers et al.	451/552
D144,878	S	*	5/1946	Todd	D8/93
D250,452	S	*	12/1978	Heischman	D8/91
D334,081	S	*	3/1993	Lampasona	D28/59

D397,517	S	*	8/1998	Choyee	D28/61
D480,620	S	*	10/2003	Tu	D8/94
D486,607	S	*	2/2004	Chien	D28/59
D493,834	S	*	8/2004	Yeh	D19/49

* cited by examiner

Primary Examiner—Philip S. Hyder

Assistant Examiner—RoseLynne Ulm

(74) *Attorney, Agent, or Firm*—Alan D. Kamrath; Nikolai & Mersereau P.A.

(57) **CLAIM**

The ornamental design for a knife grinder, as shown and described.

DESCRIPTION

FIG. 1 is a perspective view of a knife grinder showing my design;

FIG. 2 is a front elevational view thereof;

FIG. 3 is a rear elevational view thereof;

FIG. 4 is a left side elevational view thereof;

FIG. 5 is a right side elevational view thereof;

FIG. 6 is a top plan view thereof; and,

FIG. 7 is a bottom plan view thereof.

1 Claim, 4 Drawing Sheets



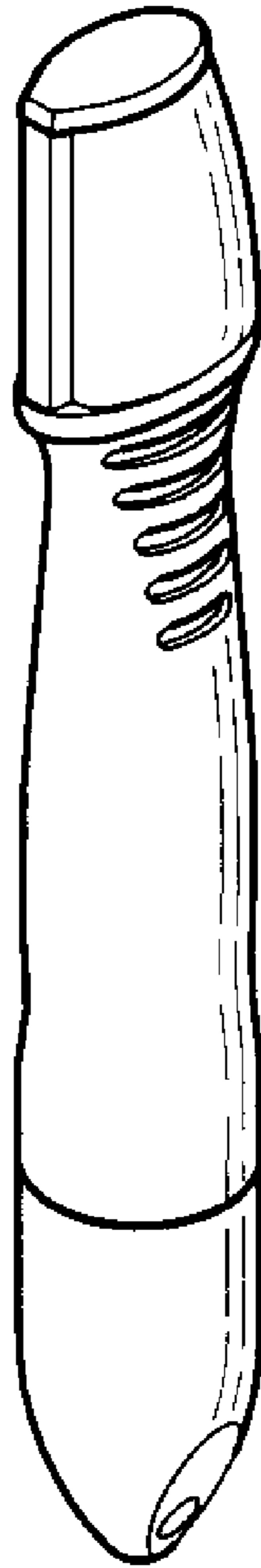


FIG. 1



FIG. 2



FIG. 3

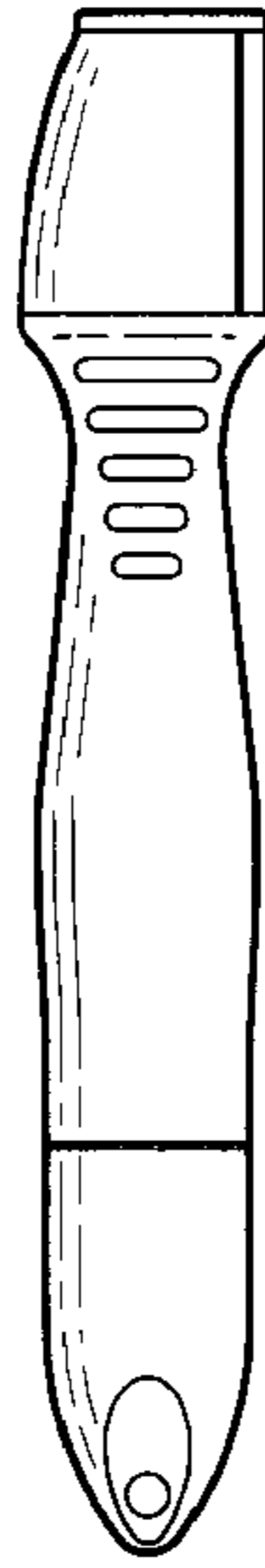


FIG. 4

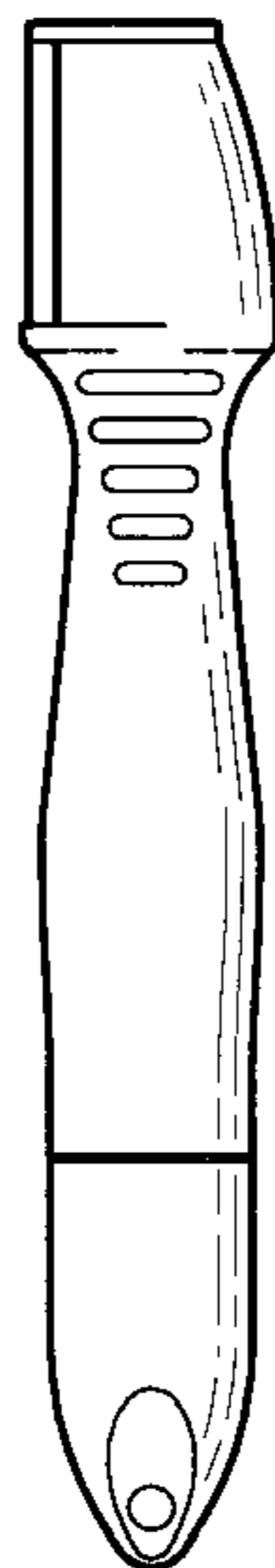


FIG. 5



FIG. 6



FIG. 7