



US00D520288S

(12) **United States Design Patent**  
**Grosfillex**

(10) **Patent No.:** **US D520,288 S**

(45) **Date of Patent:** **\*\* May 9, 2006**

- (54) **SHELF**
- (75) Inventor: **Raymond Grosfillex**, Arbent (FR)
- (73) Assignee: **Grosfillex SARL**, Oyonnax (FR)
- (\*\*) Term: **14 Years**
- (21) Appl. No.: **29/232,404**
- (22) Filed: **Jun. 20, 2005**

(30) **Foreign Application Priority Data**

Dec. 22, 2004 (FR) ..... 04 6268

- (51) **LOC (8) Cl.** ..... **06-04**
- (52) **U.S. Cl.** ..... **D6/574**
- (58) **Field of Classification Search** ..... D6/553,  
D6/567, 572, 574; 108/28-29; 248/235, 309.1;  
211/13.1, 42, 71.01, 86.01, 88.01, 88.03,  
211/90.01, 90.03, 126.1, 133.5, 134, 153,  
211/182

See application file for complete search history.

(56) **References Cited**

**U.S. PATENT DOCUMENTS**

- D260,832 S \* 9/1981 Verdesca et al. .... D6/572
- D358,733 S \* 5/1995 Paul ..... D6/574
- D373,699 S \* 9/1996 Moon ..... D6/574

- D394,774 S \* 6/1998 St-Pierre et al. .... D6/571
- D398,470 S \* 9/1998 St-Pierre et al. .... D6/574
- D430,955 S \* 9/2000 Ishida ..... D28/36
- D433,860 S \* 11/2000 Suzuki ..... D6/555
- D436,782 S \* 1/2001 Rapp ..... D6/574
- D486,684 S \* 2/2004 Hessel ..... D6/574
- D489,927 S \* 5/2004 Hoernig ..... D6/574
- D492,872 S \* 7/2004 Graves et al. .... D6/574
- D509,088 S \* 9/2005 Hoernig ..... D6/574
- D509,393 S \* 9/2005 Winig et al. .... D6/574

\* cited by examiner

*Primary Examiner*—Brian N Vinson

(74) *Attorney, Agent, or Firm*—Dowell & Dowell, P.C.

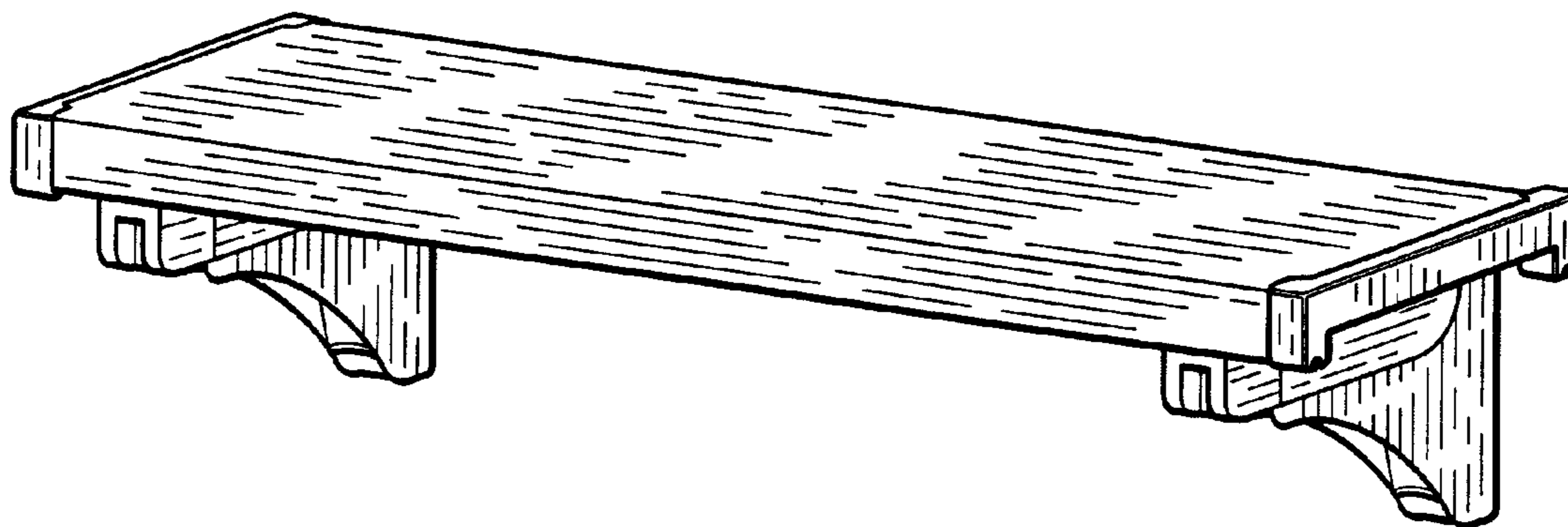
(57) **CLAIM**

The ornamental design for a shelf, as shown and described.

**DESCRIPTION**

FIG. 1 is a front perspective view of a shelf showing my new design;  
 FIG. 2 is a front elevation view thereof;  
 FIG. 3 is a top plan view thereof;  
 FIG. 4 is a rear elevation view thereof;  
 FIG. 5 is a bottom plan view thereof; and,  
 FIG. 6 is a right side view thereof and of which a view taken from the left side would be a mirror image.

**1 Claim, 3 Drawing Sheets**



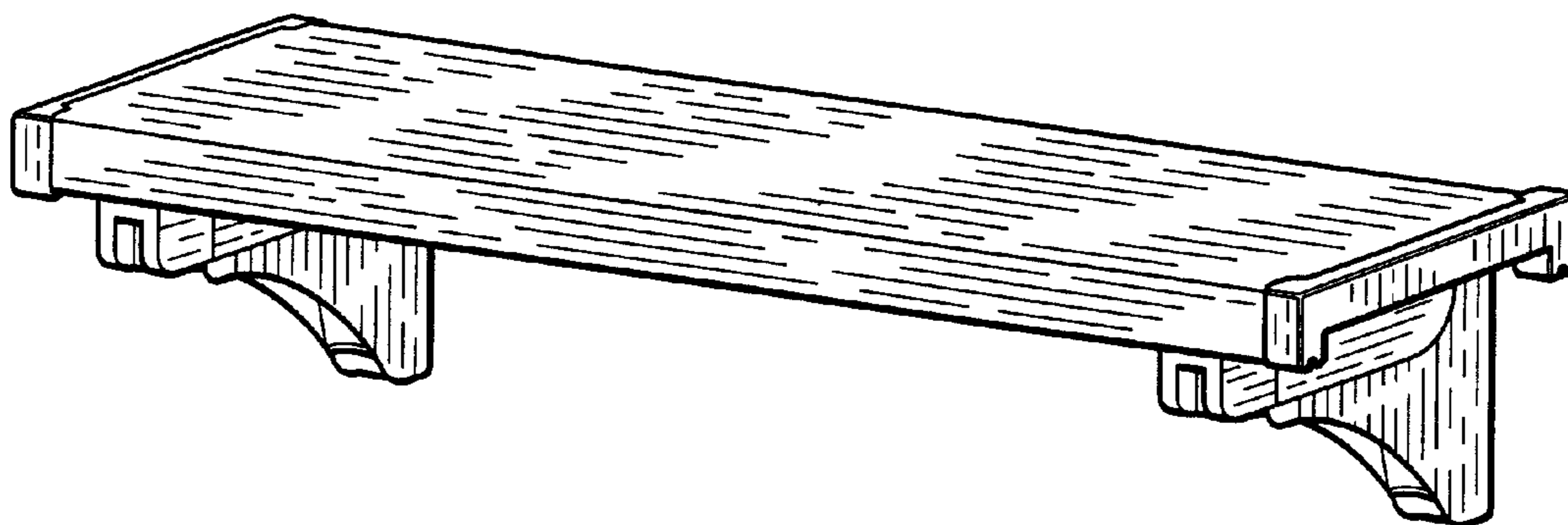


FIG. 1




FIG. 2

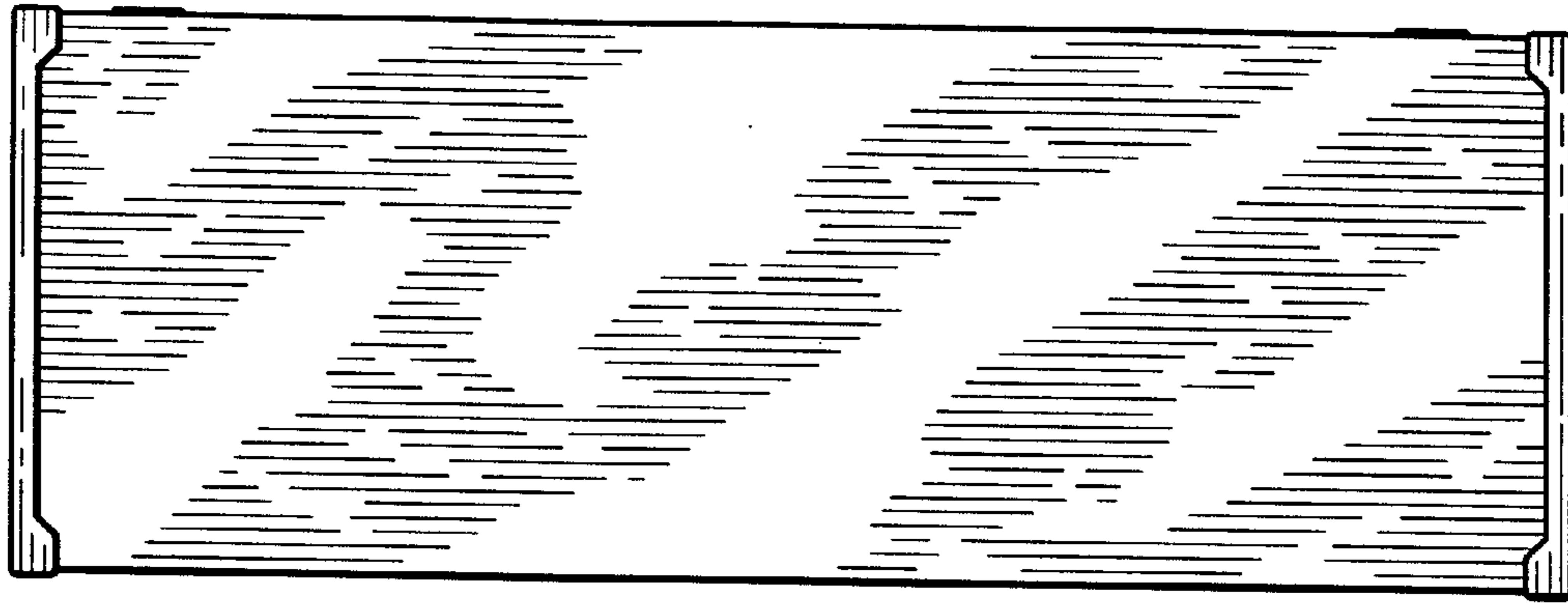


FIG. 3




FIG. 4

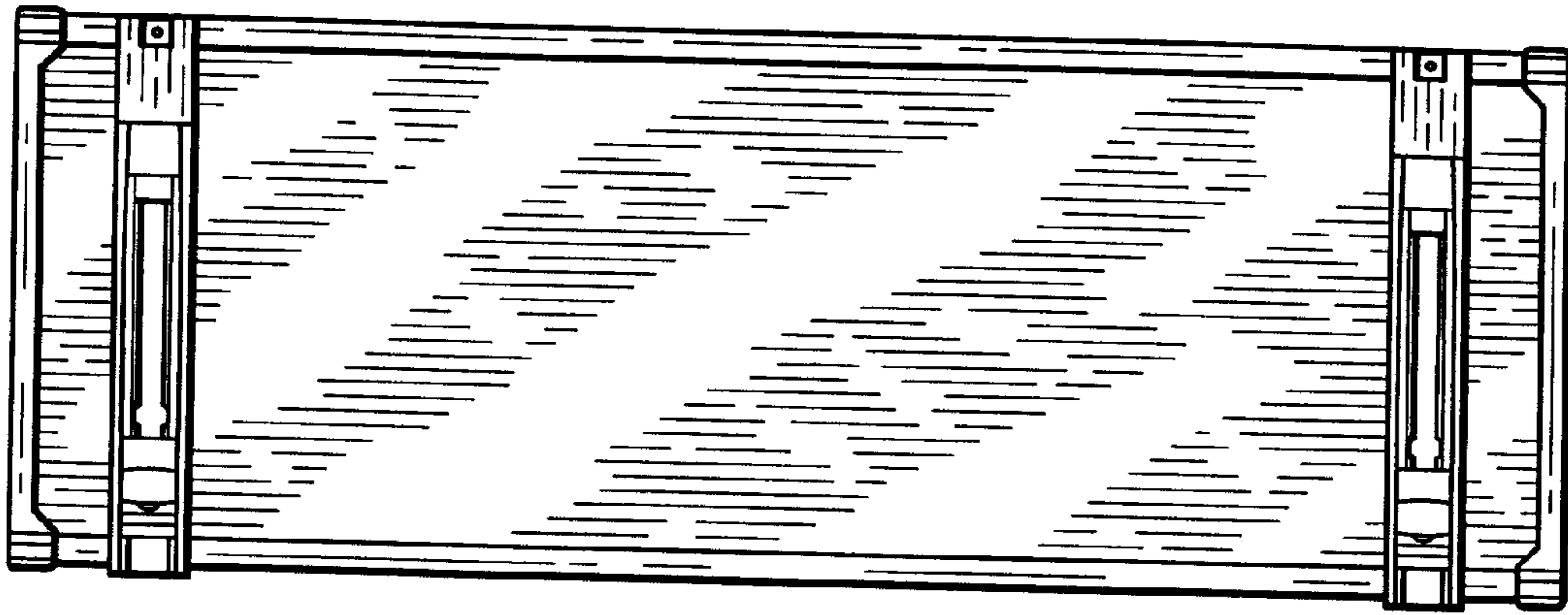


FIG. 5

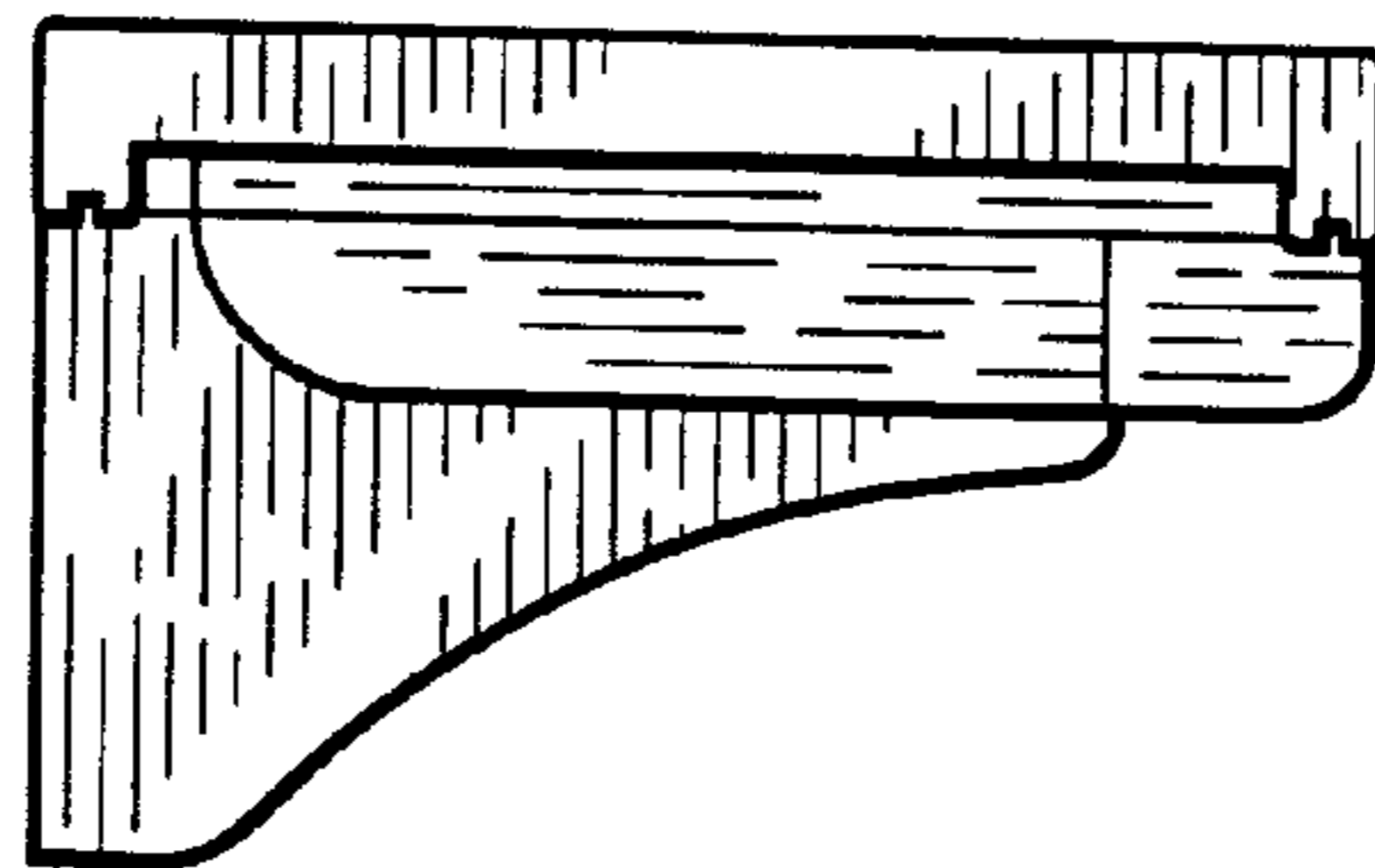


FIG. 6