



US00D520277S

(12) **United States Design Patent** (10) **Patent No.:** **US D520,277 S**  
**Smiley et al.** (45) **Date of Patent:** **\*\* May 9, 2006**

(54) **DISPENSER**

(75) Inventors: **Charles F. Smiley**, Waunakee, WI  
(US); **Michael A. Ecksein**, Poynette,  
WI (US)

(73) Assignee: **Traex Company**, Toledo, OH (US)

(\*\*) Term: **14 Years**

(21) Appl. No.: **29/201,138**

(22) Filed: **Mar. 10, 2004**

(51) **LOC (8) Cl.** ..... **23-02**

(52) **U.S. Cl.** ..... **D6/518**

(58) **Field of Classification Search** ..... D6/518-523;  
206/409; 221/30-33, 45, 208  
See application file for complete search history.

(56) **References Cited**

**U.S. PATENT DOCUMENTS**

4,706,844	A	11/1987	Omdoll et al.	
D296,064	S	* 6/1988	Omdoll et al. ....	D6/518
4,838,454	A	6/1989	Salzmann et al.	
4,953,746	A	9/1990	Andriash	
5,076,466	A	* 12/1991	Petterson et al. ....	221/45
5,100,020	A	* 3/1992	Petterson et al. ....	221/45
5,102,007	A	4/1992	Petterson et al.	
5,137,173	A	8/1992	Hughes et al.	
D332,193	S	* 1/1993	Petterson et al. ....	D6/518
D337,227	S	* 7/1993	Giugiaro .....	D6/518

D339,015	S	* 9/1993	Giugiaro .....	D6/518
6,334,544	B1	* 1/2002	Christensen et al. ....	221/45
6,585,129	B1	7/2003	Moody et al.	
6,622,888	B1	9/2003	Boone et al.	
D493,312	S	* 7/2004	Collins et al. ....	D6/518
2001/0023874	A1	9/2001	Niada	
2002/0179624	A1	12/2002	Tramontina	
2003/0062375	A1	4/2003	Christensen et al.	
2004/0020936	A1	2/2004	Guillemette et al.	

\* cited by examiner

*Primary Examiner*—Brian N Vinson

(74) *Attorney, Agent, or Firm*—MacMillan, Sobanski & Todd, LLC

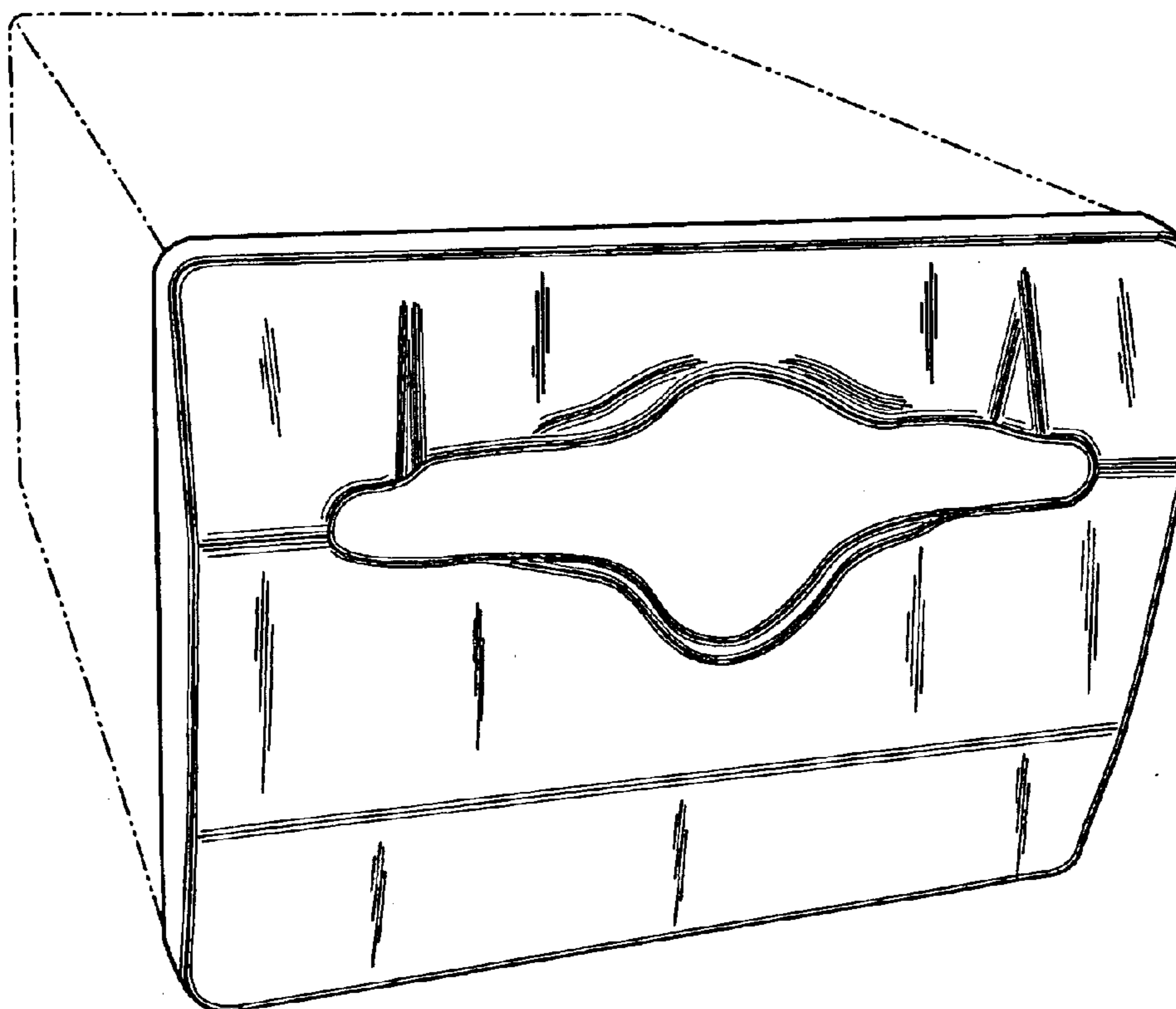
(57) **CLAIM**

The ornamental design for a dispenser, as shown and described.

**DESCRIPTION**

FIG. 1 is a front perspective view of a dispenser according to the present design;  
FIG. 2 is a front elevational view thereof;  
FIG. 3 is a top view thereof;  
FIG. 4 is a bottom view thereof;  
FIG. 5 is a first side elevational view thereof; the second side elevational view being a mirror image; and,  
FIG. 6 is a back elevational view thereof.  
The broken lines shown in the drawings are for illustrative purposes only and form no part of the claimed design.

**1 Claim, 6 Drawing Sheets**



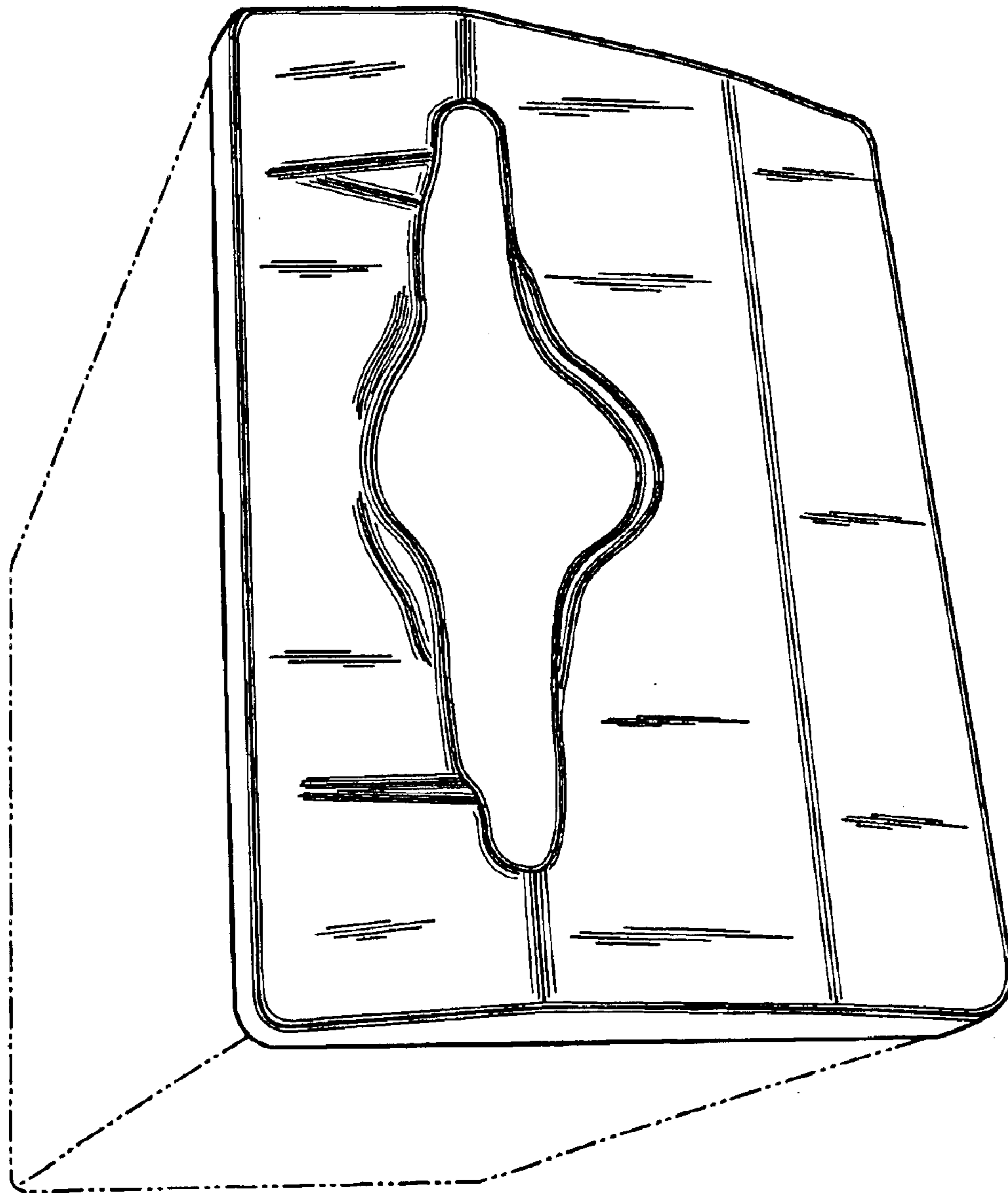


FIG. 1

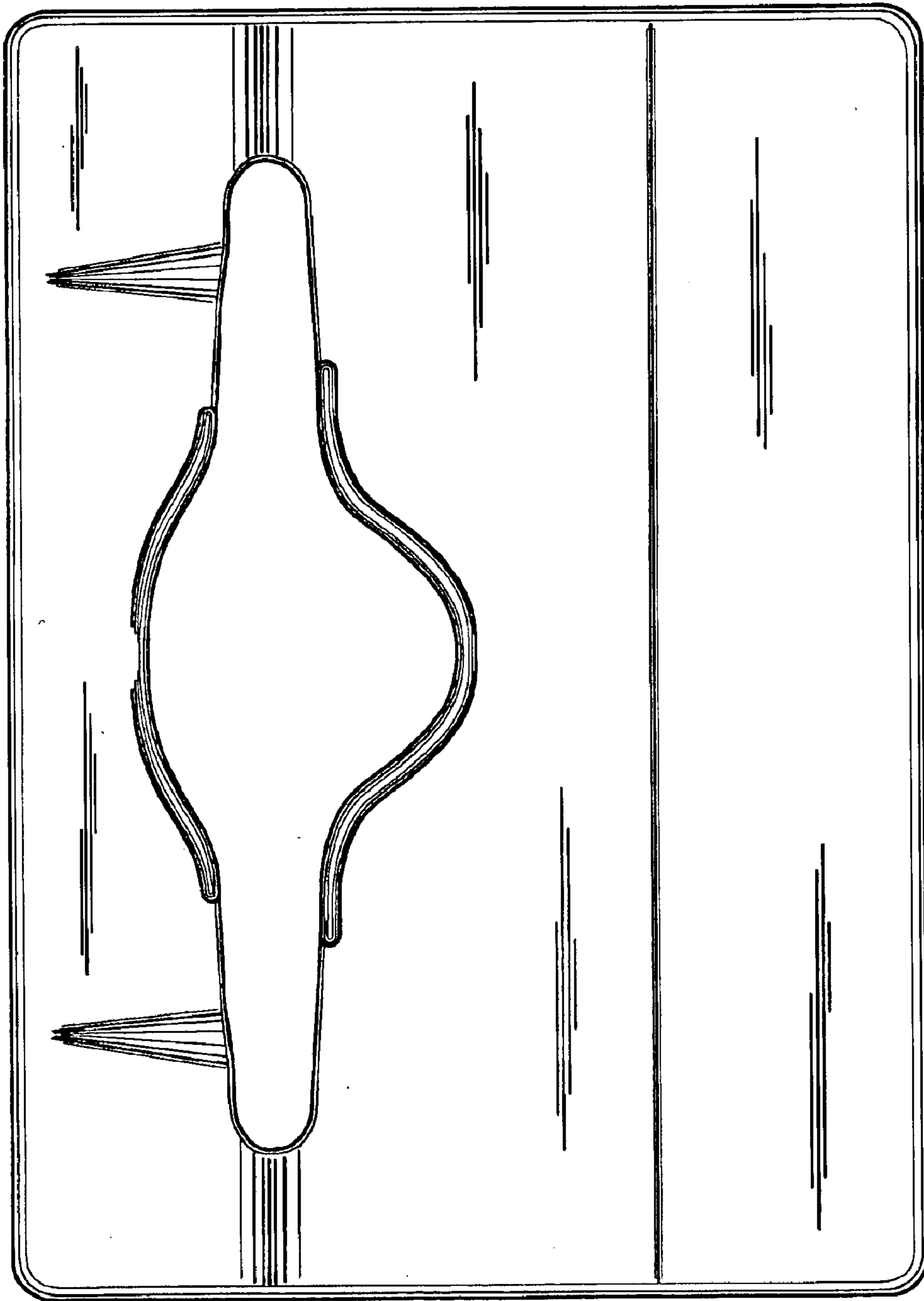


FIG. 2




FIG. 3

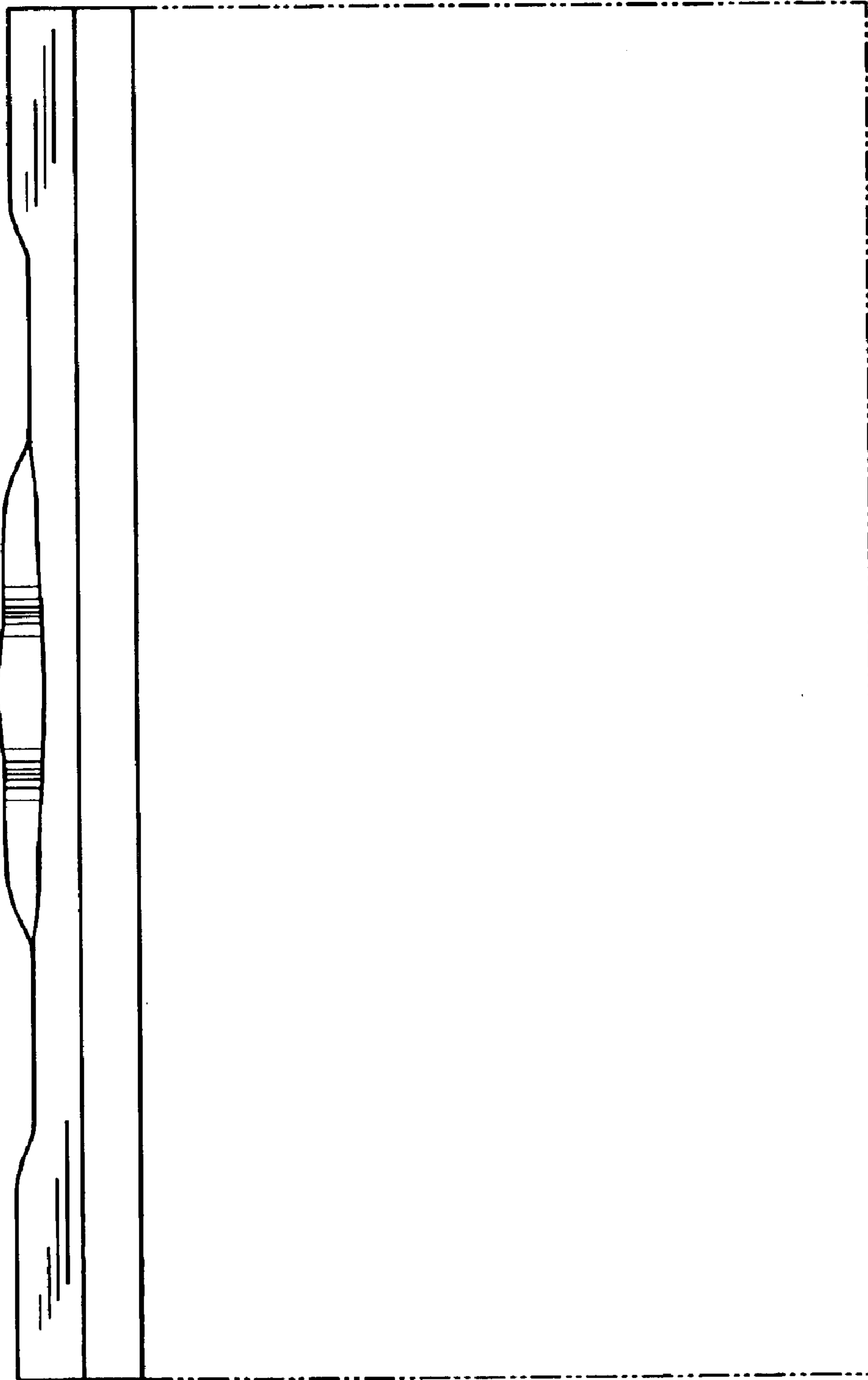


FIG. 4




FIG. 5

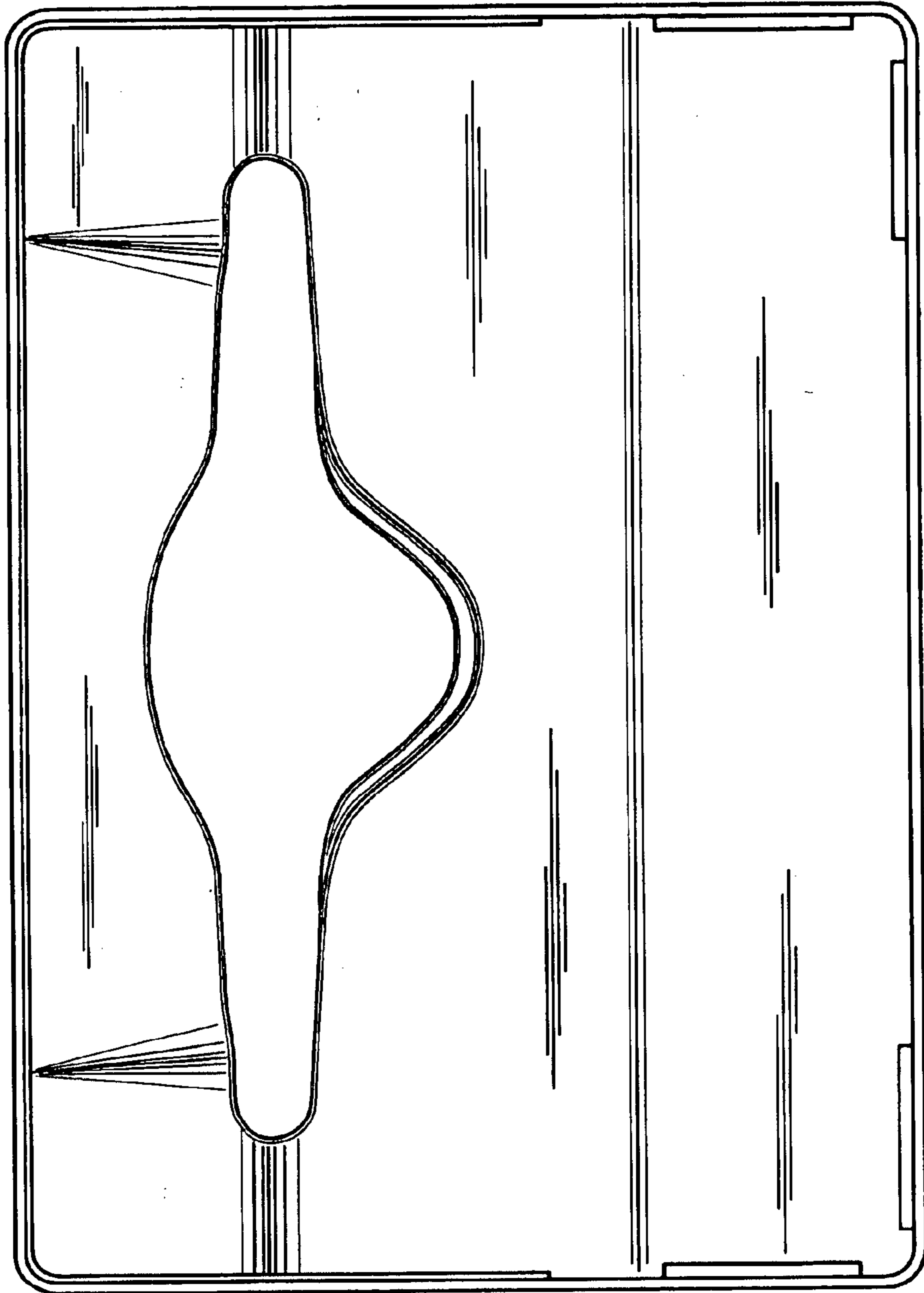


FIG. 6