



US00D520272S

(12) **United States Design Patent**
Stanton

(10) **Patent No.:** **US D520,272 S**

(45) **Date of Patent:** **** May 9, 2006**

(54) **SEAT BACK**

(75) Inventor: **Shawn C. Stanton**, High Point, NC
(US)

(73) Assignee: **Thomasville Furniture Industries, Inc.**, Thomasville, NC (US)

(**) Term: **14 Years**

(21) Appl. No.: **29/237,485**

(22) Filed: **Sep. 1, 2005**

Related U.S. Application Data

(62) Division of application No. 29/194,009, filed on Nov. 18, 2003.

(51) **LOC (8) Cl.** **06-06**

(52) **U.S. Cl.** **D6/502**

(58) **Field of Classification Search** D6/334,
D6/335, 369, 374, 376, 379, 380, 500-502;
297/445.1, 446.1, 452.63, 452.64
See application file for complete search history.

(56) **References Cited**

U.S. PATENT DOCUMENTS

D80,085 S * 12/1929 Nevin D6/369
D244,897 S * 7/1977 Rocchia D6/369
D259,841 S * 7/1981 Mioni D6/380

D380,308 S * 7/1997 Diaz-Azcuy D6/369
D445,584 S * 7/2001 O'Hare et al. D6/379
D480,576 S * 10/2003 Schmitt D6/379
D486,319 S * 2/2004 Stanton D6/379
D487,991 S * 4/2004 O'Hare D6/379

* cited by examiner

Primary Examiner—Mimosa De

(74) *Attorney, Agent, or Firm*—Womble Carlyle Sandridge & Rice, PLLC

(57) **CLAIM**

The ornamental design for a seat back, as shown and described.

DESCRIPTION

FIG. 1 is a left front perspective view of a seat back showing my new design and including broken lines indicating representative environmental elements;

FIG. 2 is a front elevational view thereof;

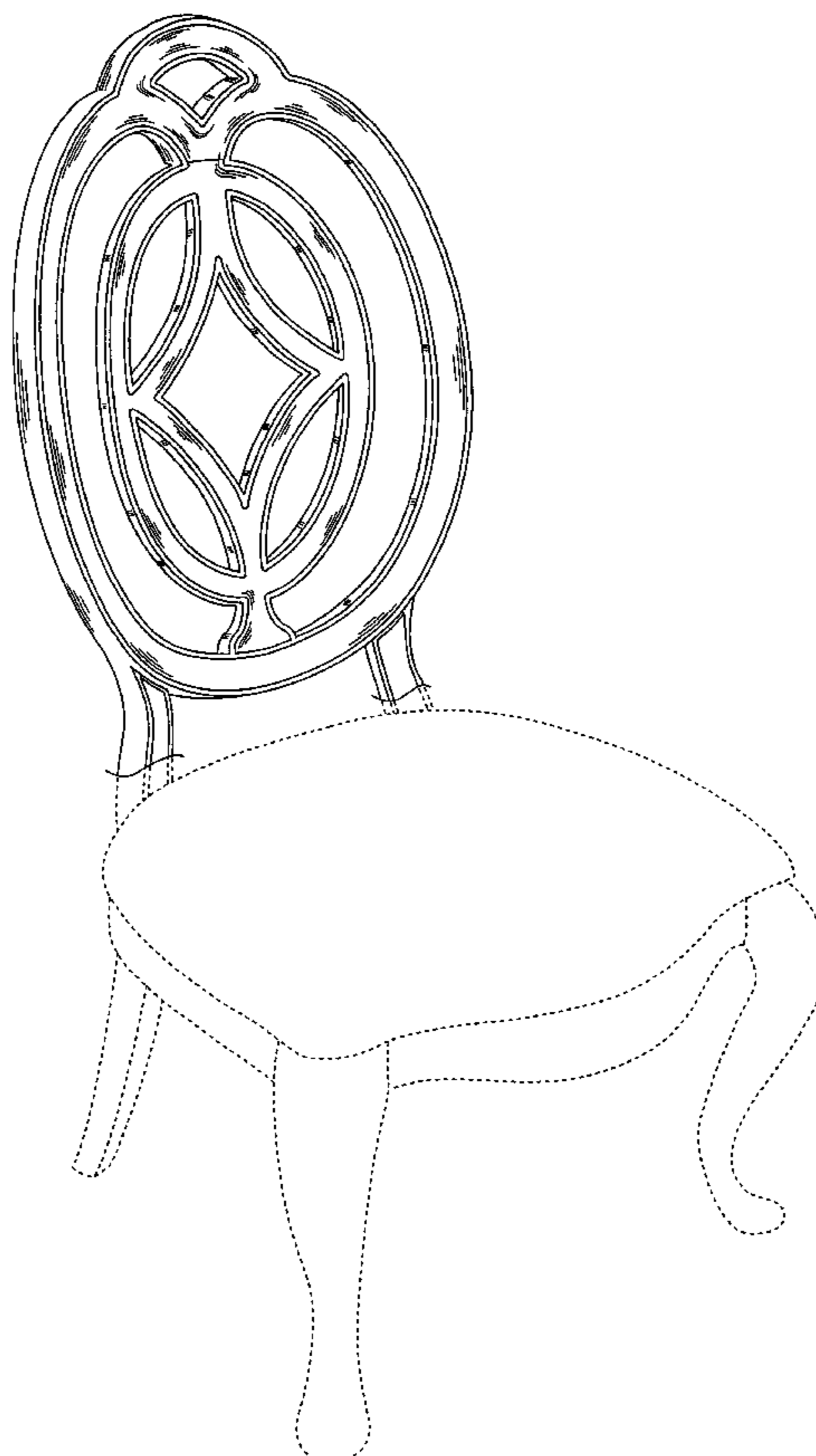
FIG. 3 is a side elevational view, the opposite side being a mirror image thereof; and,

FIG. 4 is a rear elevational view thereof.

The views of the seat back not shown form no part of the claimed design.

The broken lines depicting a seat and legs in FIG. 1 represent environmental elements only and form no part of the claimed design.

1 Claim, 4 Drawing Sheets






FIG. 1




FIG. 2



FIG. 3




FIG. 4

UNITED STATES PATENT AND TRADEMARK OFFICE
CERTIFICATE OF CORRECTION

PATENT NO. : Des. 520,272 S
APPLICATION NO. : 29/237485
DATED : May 9, 2006
INVENTOR(S) : Stanton

Page 1 of 6

It is certified that error appears in the above-identified patent and that said Letters Patent is hereby corrected as shown below:

THE TITLE PAGE SHOWING AN ILLUSTRATIVE FIGURE, SHOULD BE DELETED AND SUBSTITUTE THEREFOR THE ATTACHED TITLE PAGE.

DELETE DRAWINGS SHEETS 1-4 AND SUBSTITUTE THEREFOR THE DRAWINGS SHEETS CONSISTING OF FIGS 1-4 AS SHOWN ON THE ATTACHED PAGES.

Signed and Sealed this

Twenty-fifth Day of March, 2008

A handwritten signature in black ink that reads "Jon W. Dudas". The signature is written in a cursive style with a large, looped initial "J".

JON W. DUDAS

Director of the United States Patent and Trademark Office

(12) **United States Design Patent**
Stanton

(10) **Patent No.:** **US D520,272 S**
(45) **Date of Patent:** **** May 9, 2006**

(54) **SEAT BACK**

(75) **Inventor:** **Shawn C. Stanton, High Point, NC (US)**

(73) **Assignee:** **Thomasville Furniture Industries, Inc., Thomasville, NC (US)**

(**) **Term:** **14 Years**

(21) **Appl. No.:** **29/237,485**

(22) **Filed:** **Sep. 1, 2005**

Related U.S. Application Data

(52) **Division of application No. 29/194,009, filed on Nov. 18, 2003.**

(51) **LOC (8) Cl. 06-06**

(52) **U.S. Cl. D6/502**

(58) **Field of Classification Search D6/334, D6/335, 369, 374, 376, 379, 380, 500-502; 297/445.1, 446.1, 452.63, 452.64**

See application file for complete search history.

(56) **References Cited**

U.S. PATENT DOCUMENTS

- D80,085 S * 12/1929 Nevin D6/369
- D244,897 S * 7/1977 Rocchia D6/369
- D259,841 S * 7/1981 Mioni D6/380

- D380,308 S * 7/1997 Diaz-Azcuy D6/369
- D445,584 S * 7/2001 O'Hare et al. D6/379
- D480,576 S * 10/2003 Schmitt D6/379
- D486,319 S * 2/2004 Stanton D6/379
- D487,991 S * 4/2004 O'Hare D6/379

* cited by examiner

Primary Examiner—Mimosa De

(74) *Attorney, Agent, or Firm*—Womble Carlyle Sandridge & Rice, PLLC

(57) **CLAIM**

The ornamental design for a seat back, as shown and described.

DESCRIPTION

FIG. 1 is a left front perspective view of a seat back showing my new design and including broken lines indicating representative environmental elements;

FIG. 2 is a front elevational view thereof;

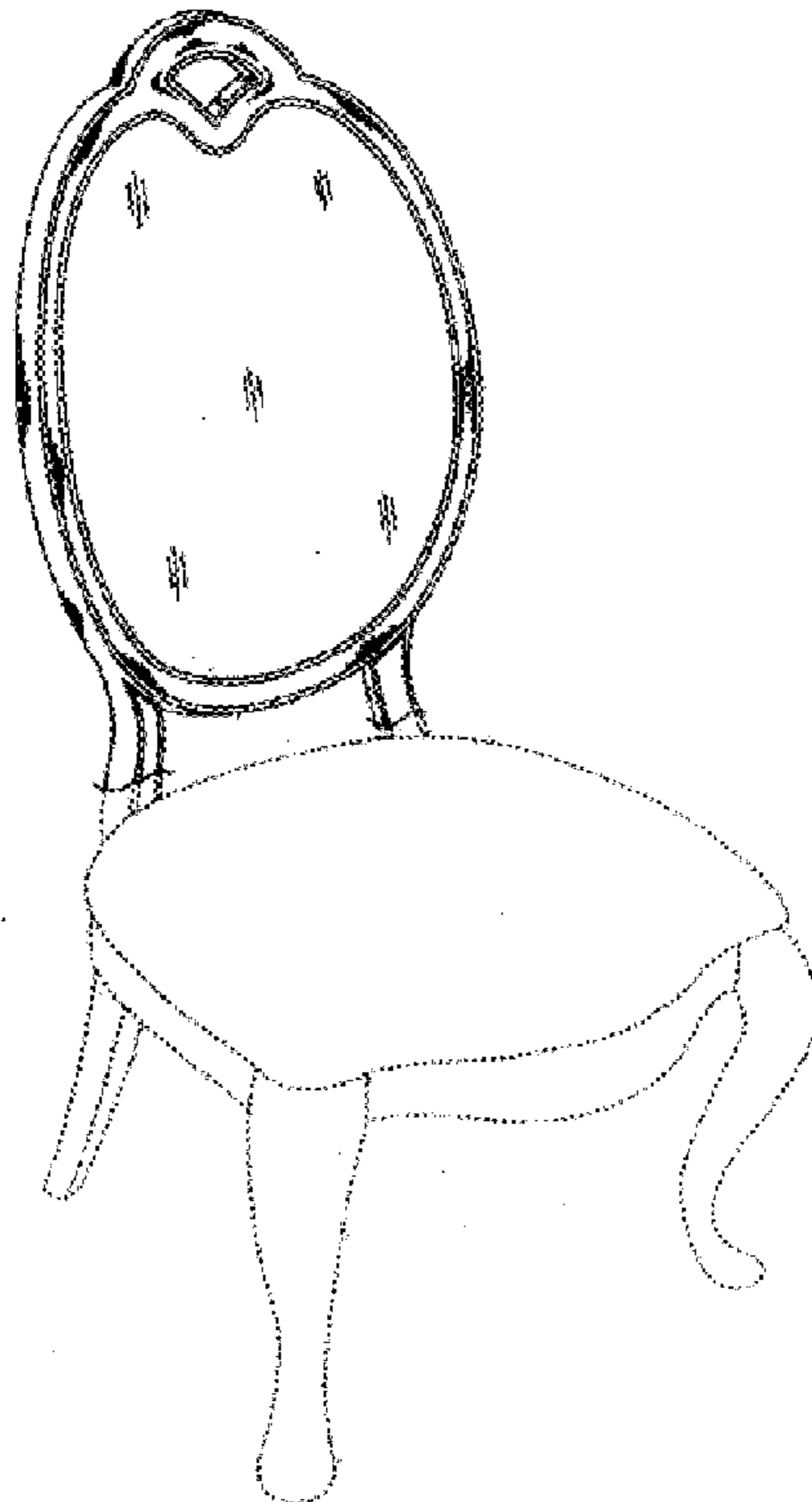
FIG. 3 is a side elevational view, the opposite side being a mirror image thereof; and,

FIG. 4 is a rear elevational view thereof.

The views of the seat back not shown form no part of the claimed design.

The broken lines depicting a seat and legs in FIG. 1 represent environmental elements only and form no part of the claimed design.

1 Claim, 4 Drawing Sheets



U.S. Patent

May 9, 2006

Sheet 1 of 4

D520,272 S

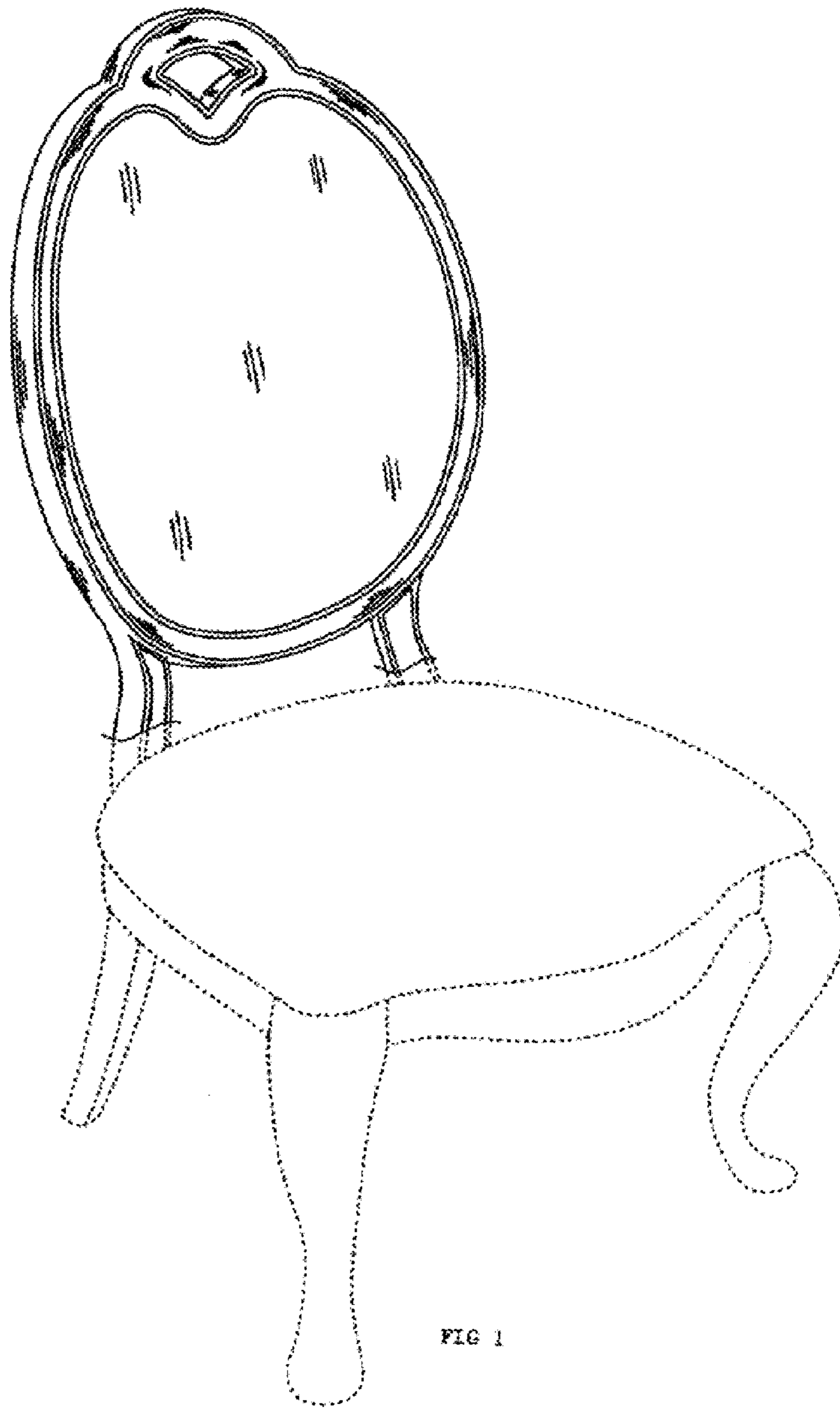


FIG 1

U.S. Patent

May 9, 2006

Sheet 2 of 4

D520,272 S

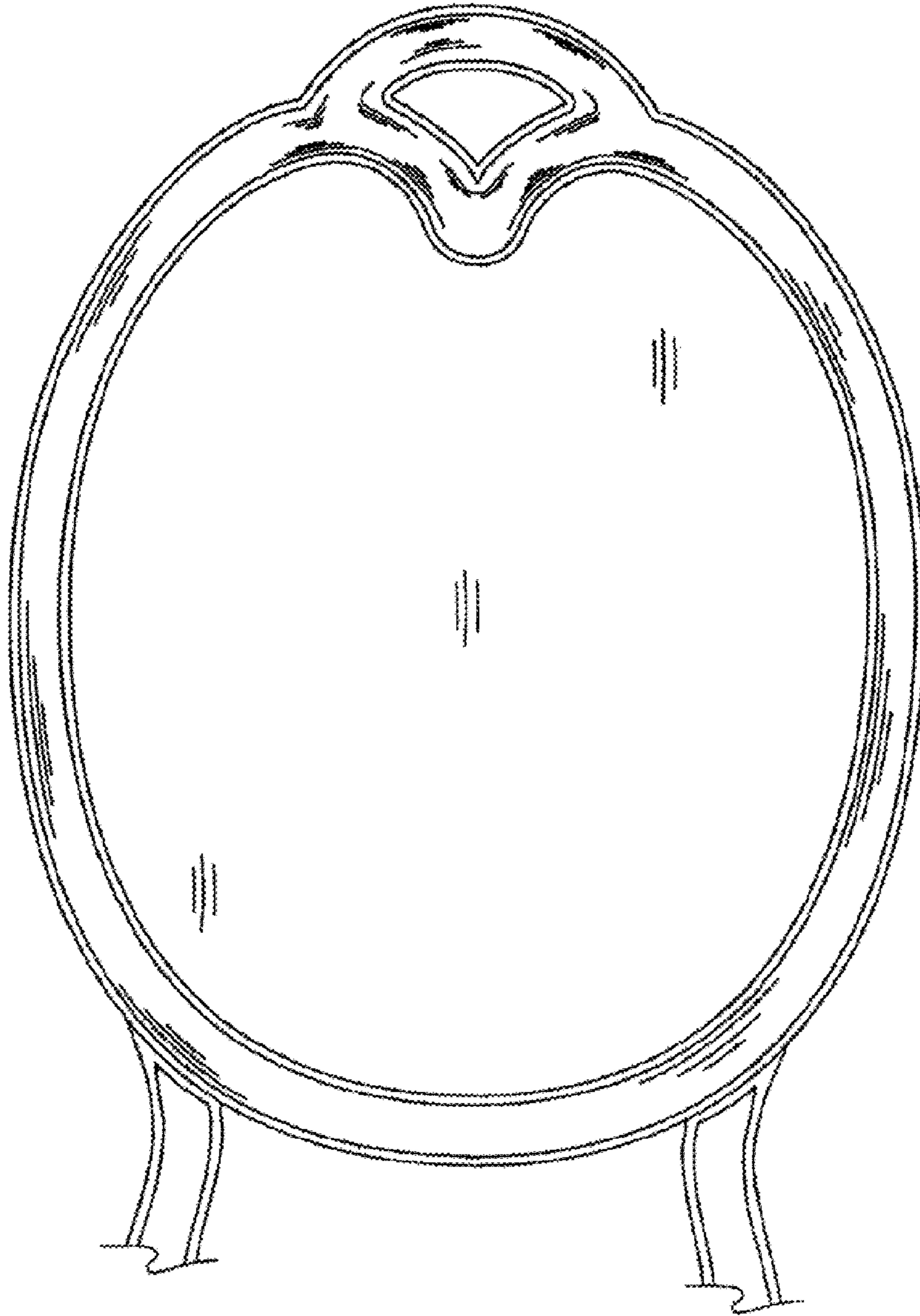


FIG 2

U.S. Patent

May 9, 2006

Sheet 3 of 4

D520,272 S




FIG 3

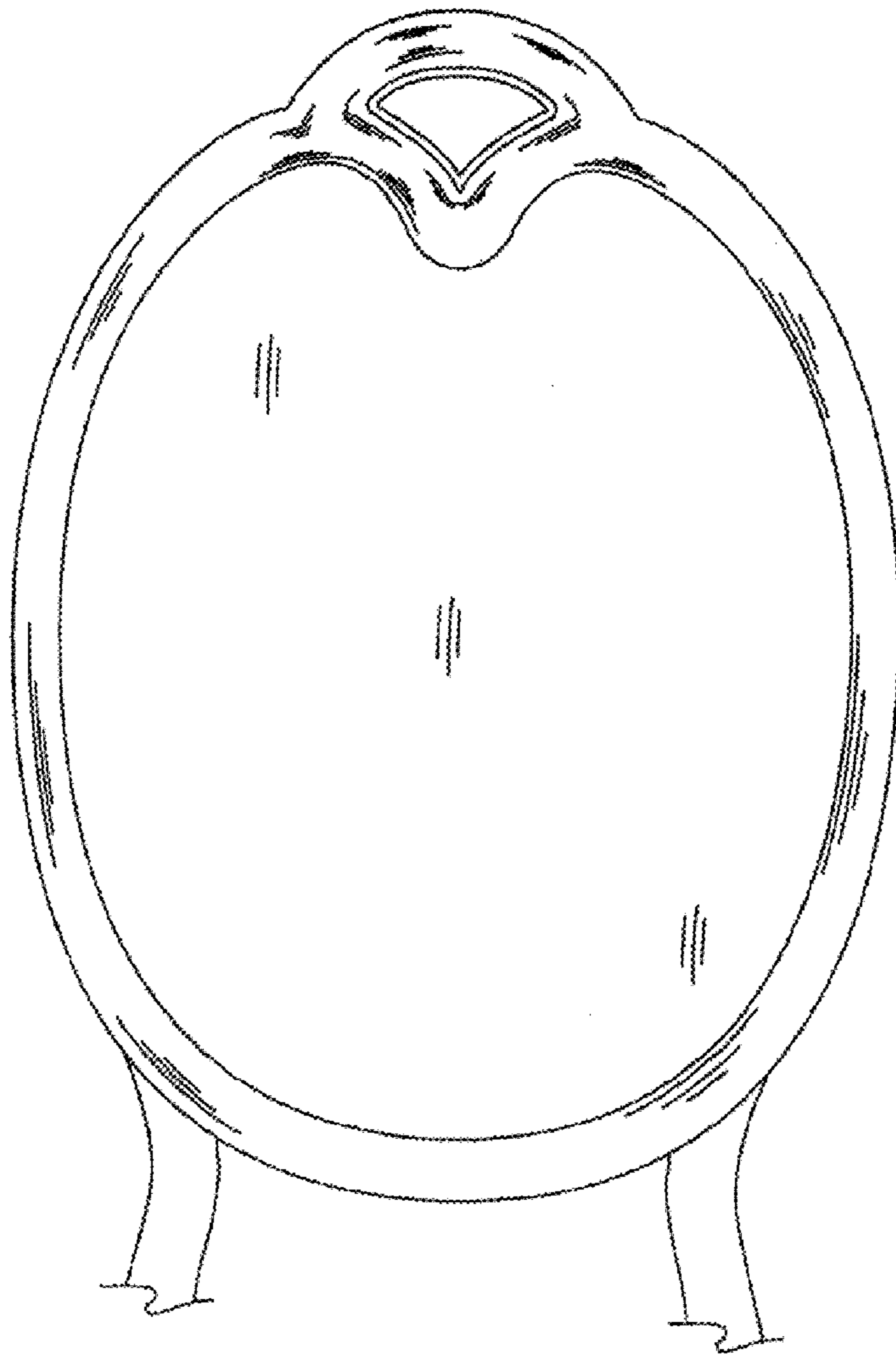


FIG 4