



US00D520265S

(12) **United States Design Patent**  
**Sparkowski**

(10) **Patent No.:** **US D520,265 S**

(45) **Date of Patent:** **\*\* May 9, 2006**

(54) **FLOOR STAND**

(75) **Inventor:** **Robert P. Sparkowski**, Schaumburg, IL (US)

(73) **Assignee:** **Chicago Display Marketing Corporation**, Melrose Park, IL (US)

(\*\*) **Term:** **14 Years**

(21) **Appl. No.:** **29/212,970**

(22) **Filed:** **Sep. 9, 2004**

(51) **LOC (8) Cl.** ..... **06-04**

(52) **U.S. Cl.** ..... **D6/465**

(58) **Field of Classification Search** ..... D6/449,  
D6/396, 405, 465, 457, 458, 468, 466, 479,  
D6/569, 514, 552, 462, 473; 211/13.1, 106,  
211/85.2, 53, 56, 85.1, 26, 70, 85.31, 95,  
211/1.53, 131.1, 163, 166, 181.1, 183, 134,  
211/187, 133.5; 108/59, 64, 65, 180, 92,  
108/181, 182

See application file for complete search history.

(56) **References Cited**

**U.S. PATENT DOCUMENTS**

|           |   |   |         |               |       |         |
|-----------|---|---|---------|---------------|-------|---------|
| 3,081,718 | A | * | 3/1963  | Shoffner      | ..... | 108/108 |
| 3,640,389 | A | * | 2/1972  | Snyder        | ..... | 211/187 |
| D243,891  | S | * | 4/1977  | Snyder        | ..... | D6/431  |
| D252,967  | S | * | 9/1979  | Denhoff       | ..... | D6/479  |
| 4,776,472 | A | * | 10/1988 | Rosen         | ..... | 211/187 |
| D306,805  | S | * | 3/1990  | Larson et al. | ..... | D6/462  |

|              |    |   |         |               |       |           |
|--------------|----|---|---------|---------------|-------|-----------|
| 4,951,827    | A  | * | 8/1990  | Moransais     | ..... | 211/59.1  |
| D315,459     | S  | * | 3/1991  | Young et al.  | ..... | D6/465    |
| D318,585     | S  | * | 7/1991  | Duff et al.   | ..... | D6/479    |
| D326,970     | S  | * | 6/1992  | Allen         | ..... | D6/473    |
| D431,937     | S  | * | 10/2000 | Heiny et al.  | ..... | D6/479    |
| D435,743     | S  | * | 1/2001  | Glauth et al. | ..... | D6/465    |
| D451,024     | S  | * | 11/2001 | Glauth et al. | ..... | D6/465    |
| 6,364,137    | B1 | * | 4/2002  | Glauth et al. | ..... | 211/186   |
| D500,419     | S  | * | 1/2005  | Sparkowski    | ..... | D6/465    |
| 2002/0130098 | A1 | * | 9/2002  | Simard        | ..... | 211/181.1 |

\* cited by examiner

*Primary Examiner*—Janice E. Seeger

*Assistant Examiner*—Sydney R. Buffalow

(74) *Attorney, Agent, or Firm*—Jansson, Shupe, Munger & Antaramian, Ltd.

(57) **CLAIM**

The ornamental design of the floor stand, as shown and described.

**DESCRIPTION**

FIG. 1 is a perspective view of the floor stand showing my new design;

FIG. 2 is a front view of my design;

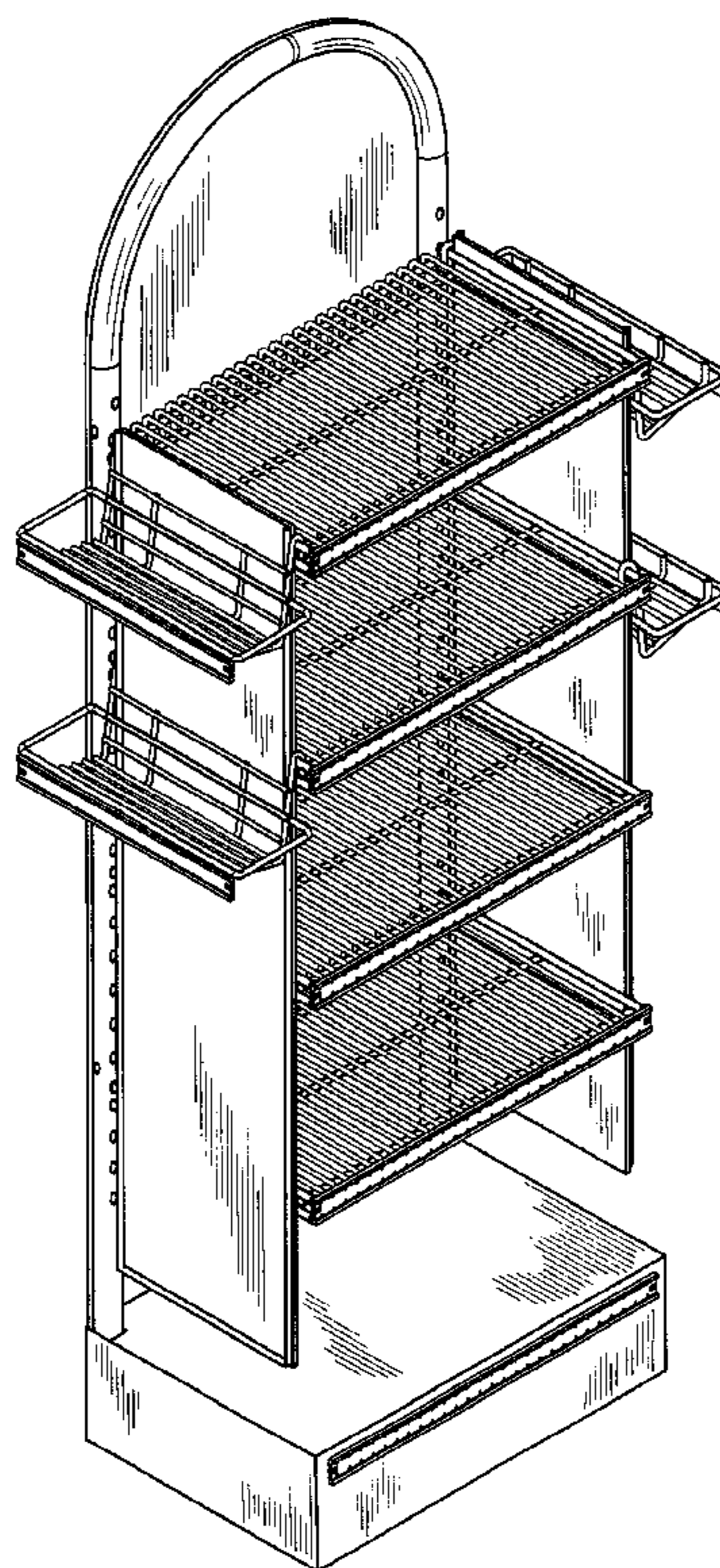
FIG. 3 is a back view of my design;

FIG. 4 is a side view of my design, the other side being a mirror image of this view;

FIG. 5 is a top view of my design; and,

FIG. 6 is a bottom view of my design.

**1 Claim, 4 Drawing Sheets**



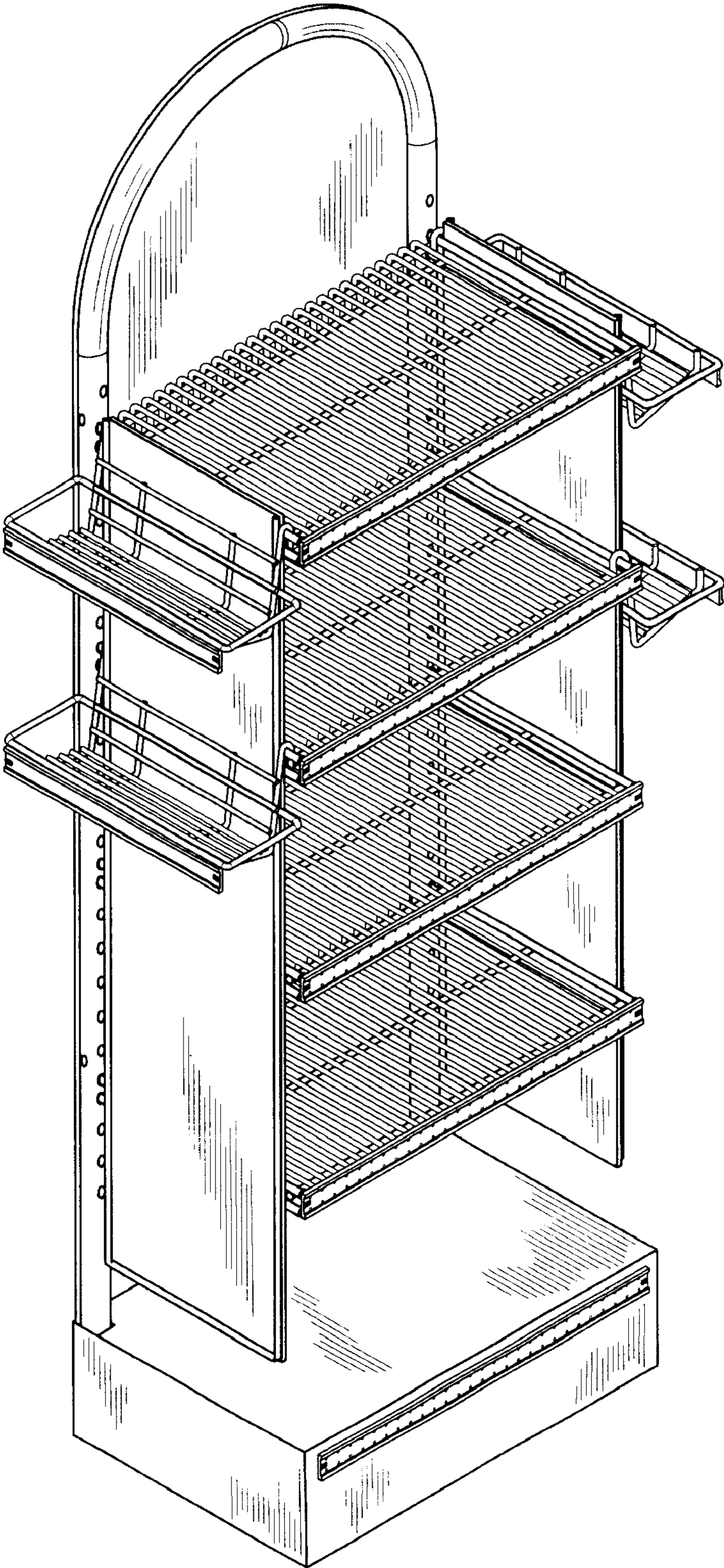


FIG. 1

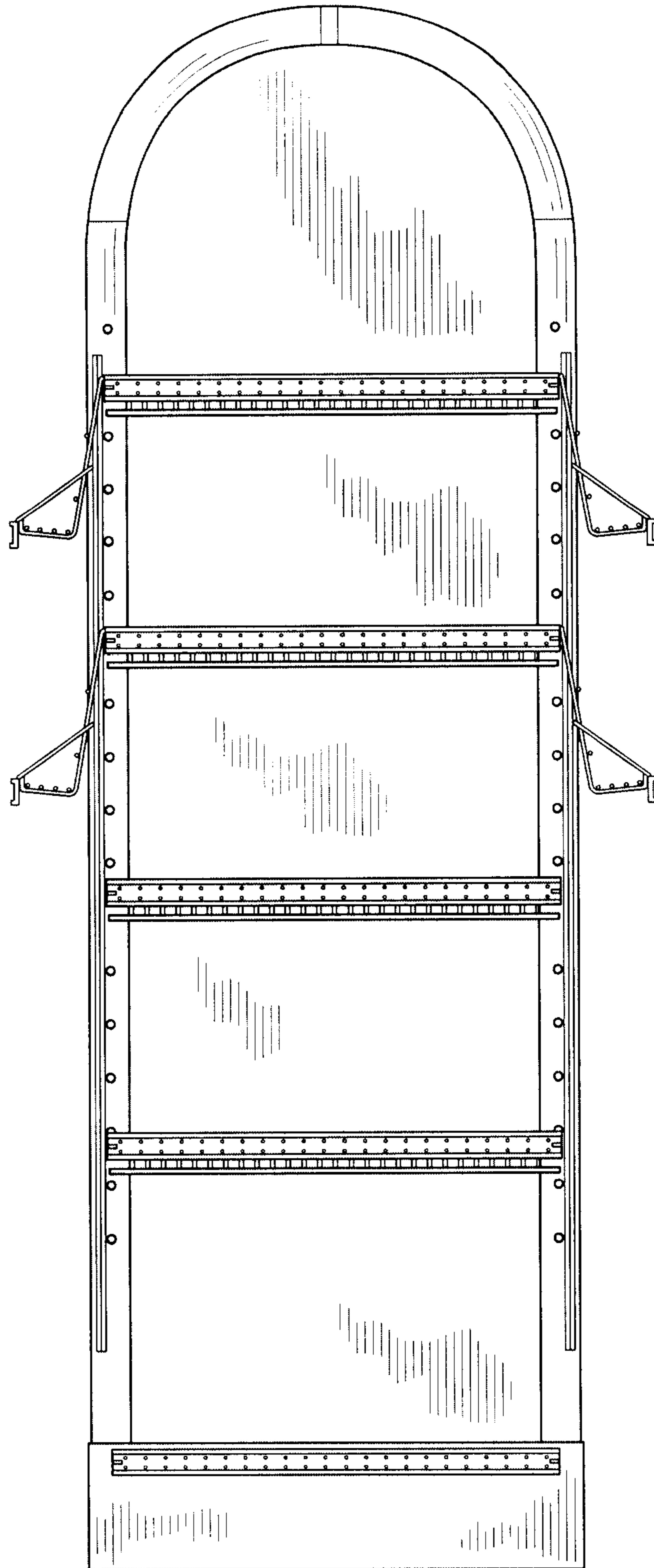


FIG. 2

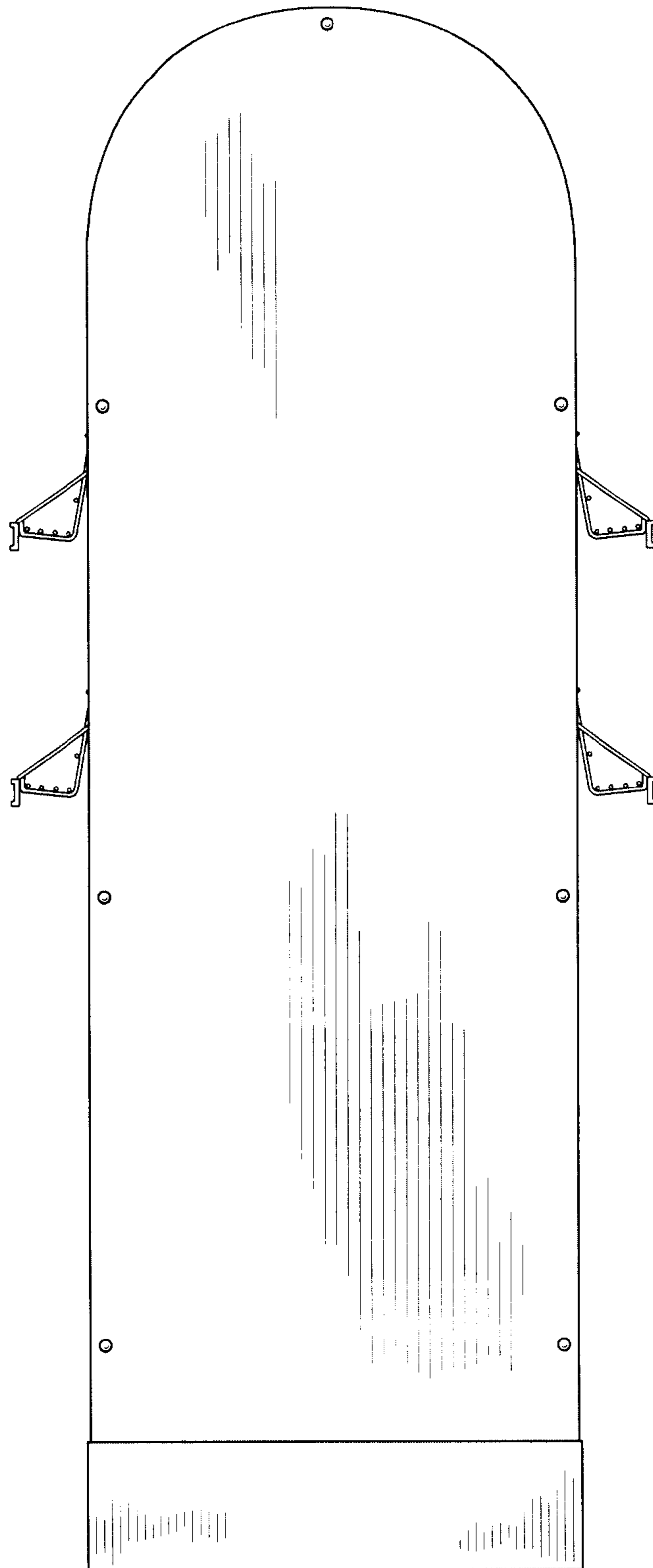


FIG. 3

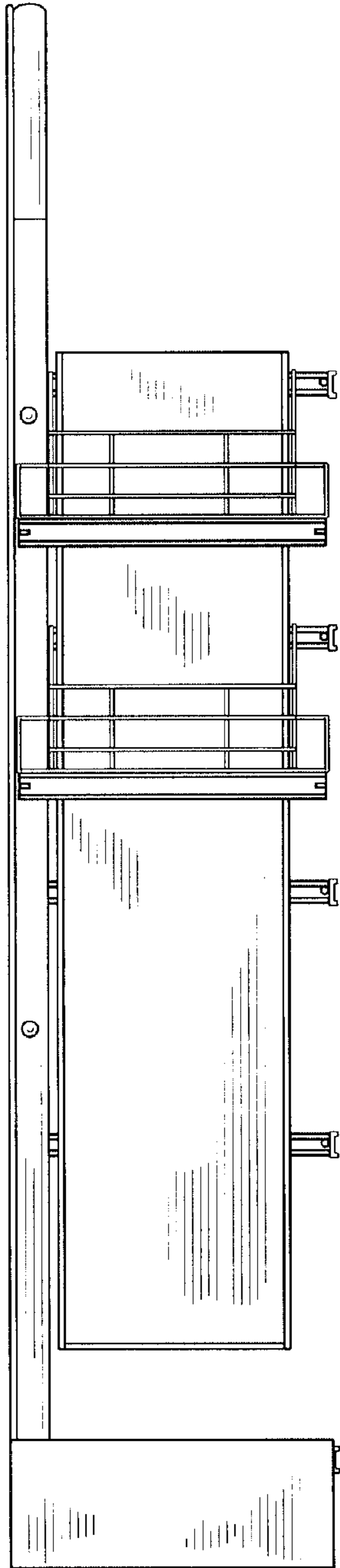


FIG. 4

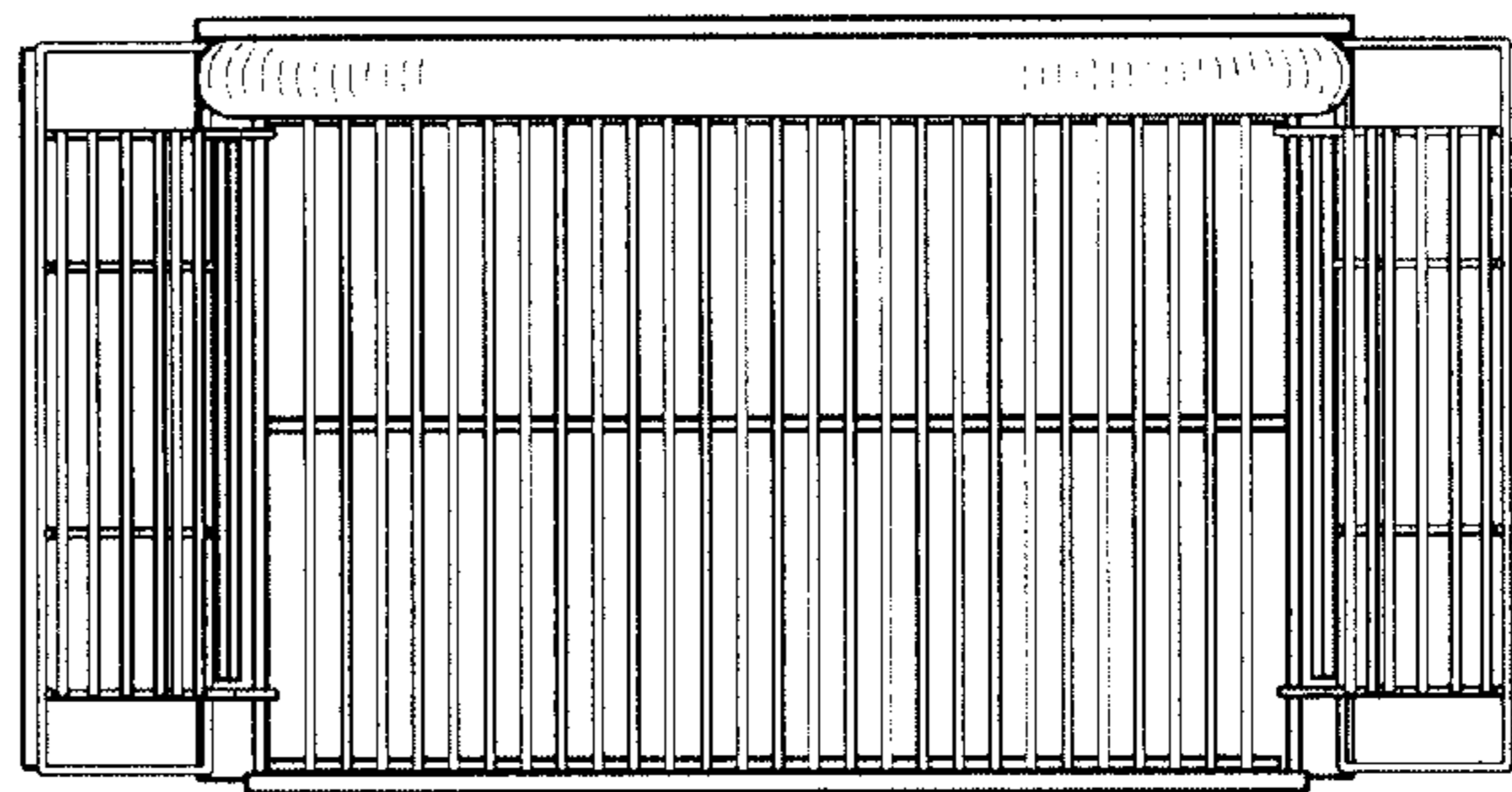


FIG. 5




FIG. 6