



US00D520256S

(12) **United States Design Patent**
King

(10) **Patent No.:** **US D520,256 S**

(45) **Date of Patent:** **** May 9, 2006**

(54) **SIDE CHAIR**

(75) Inventor: **Marcy Anne King**, Dexter, ME (US)

(73) Assignee: **Kimball International, Inc.**, Jasper, IN (US)

(**) Term: **14 Years**

(21) Appl. No.: **29/238,050**

(22) Filed: **Sep. 9, 2005**

(51) **LOC (8) Cl.** **06-01**

(52) **U.S. Cl.** **D6/374; D6/379**

(58) **Field of Classification Search** D6/334,
D6/335, 374, 375, 379, 380, 500, 501, 502;
297/445.1, 446.1, 411.43

See application file for complete search history.

(56) **References Cited**

U.S. PATENT DOCUMENTS

D102,978 S	2/1937	Baum	
D105,091 S	6/1937	Davis et al.	
D278,870 S	5/1985	Girogetti	D6/369
D292,656 S	11/1987	Masterton	D6/370
D298,190 S	10/1988	Komai et al.	D6/380
D311,098 S	10/1990	Lee et al.	D6/380
D666,925	3/1993	Ricchio, Jr. et al.	D6/370
D335,587 S	5/1993	Backer	D6/379
D339,247 S	* 9/1993	Grosfillex	D6/379
D341,494 S	11/1993	Ohashi et al.	D6/370
D341,728 S	* 11/1993	Grosfillex	D6/334
D358,041 S	5/1995	Watts	D6/379
D363,823 S	11/1995	Ricchio, Jr.	D6/334
D372,806 S	8/1996	Martin	D6/379
D382,123 S	8/1997	Pimental et al.	D6/334
D396,365 S	7/1998	Lizell	D6/500
D399,667 S	10/1998	Muller	D6/370
D404,585 S	1/1999	De Blaay	D6/379
D419,791 S	2/2000	Schmidt-Bandelow	D6/370
D425,718 S	5/2000	van Valderen	D6/370

D433,579 S	11/2000	Kane	D6/379
D437,138 S	2/2001	Ricchio, Jr.	D6/379
D443,993 S	6/2001	Kelley et al.	D6/370
D457,342 S	5/2002	Muller	D6/370
D460,872 S	7/2002	Diaz-Azcuy	D6/369
D464,822 S	* 10/2002	Vaaler	D6/379
D465,666 S	11/2002	Hokanson	D6/369
D468,914 S	* 1/2003	Clark et al.	D6/334
D469,263 S	* 1/2003	Clark et al.	D6/334
D479,774 S	9/2003	Wimberger	D6/370
D492,497 S	7/2004	Domack	D6/379
D503,288 S	3/2005	Domack	D6/334

* cited by examiner

Primary Examiner—Mimosa De

(74) *Attorney, Agent, or Firm*—Baker & Daniels

(57) **CLAIM**

The ornamental design for a side chair, as shown and described.

DESCRIPTION

FIG. 1 is a front perspective view of a first embodiment of a side chair according to my new design, the chair not including chair arms;

FIG. 2 is a front view thereof;

FIG. 3 is a rear view thereof;

FIG. 4 is a left side view thereof;

FIG. 5 is a right side view thereof; and

FIG. 6 is a top view thereof;

FIG. 7 is a front perspective view of a second embodiment of a side chair according to my new design, the chair including chair arms;

FIG. 8 is a front view thereof;



FIG. 9 is a rear view thereof;

FIG. 10 is a left side view thereof;

FIG. 11 is a right side view thereof; and,

FIG. 12 is a top view thereof.

1 Claim, 6 Drawing Sheets






FIG. 1




FIG. 2




FIG. 3

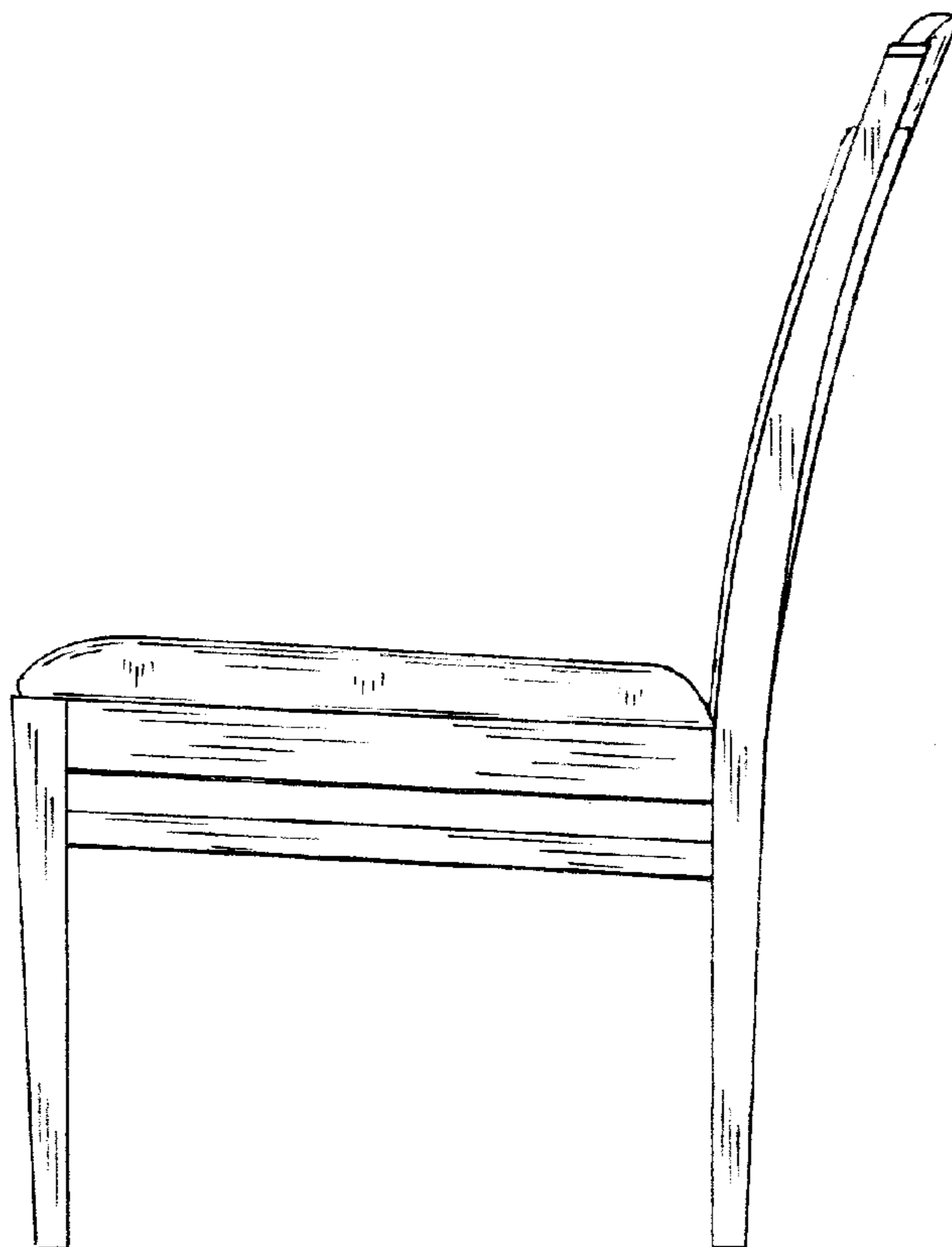


FIG. 4




FIG. 5




FIG. 6




FIG. 7




FIG. 8




FIG. 9




FIG. 10

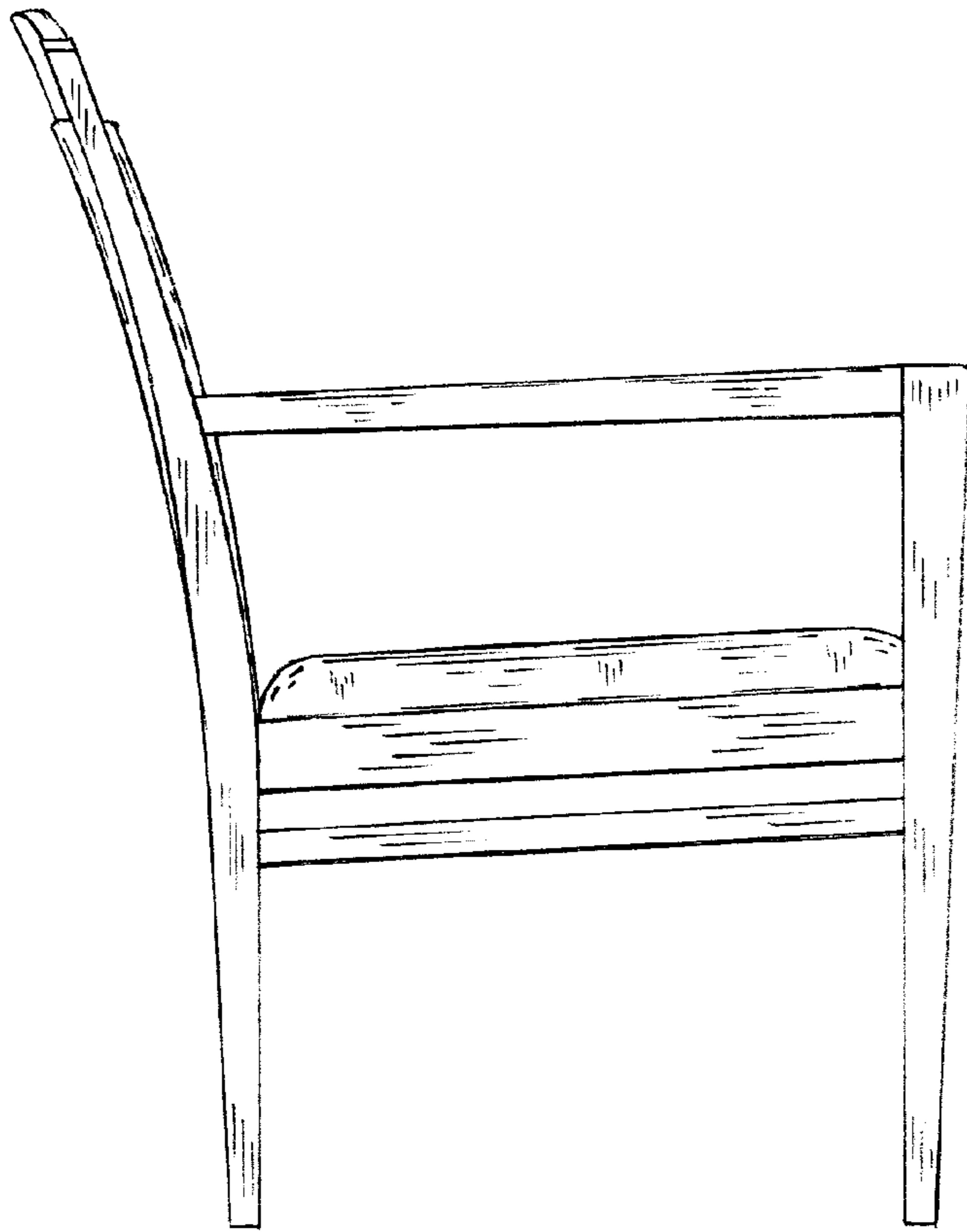


FIG. 11




FIG. 12