



US00D520255S

(12) **United States Design Patent** (10) **Patent No.:** **US D520,255 S**
King (45) **Date of Patent:** **** May 9, 2006**

(54) **SIDE CHAIR**
 (75) Inventor: **Marcy Anne King**, Dexter, ME (US)
 (73) Assignee: **Kimball International, Inc.**, Jasper, IN (US)
 (**) Term: **14 Years**
 (21) Appl. No.: **29/238,052**
 (22) Filed: **Sep. 9, 2005**
 (51) **LOC (8) Cl.** **06-01**
 (52) **U.S. Cl.** **D6/370; D6/379**
 (58) **Field of Classification Search** D6/334, D6/335, 370, 374, 375, 379, 380, 500, 501, D6/502; 297/445.1, 446.1, 411.43, 452.63
 See application file for complete search history.

D419,791 S 2/2000 Schmidt-Bandelow D6/370
 D425,718 S 5/2000 Van Valderen D6/370
 D433,579 S 11/2000 Kane D6/379
 D437,138 S 2/2001 Ricchio, Jr. D6/379
 D443,993 S 6/2001 Kelley et al. D6/370
 D457,342 S 5/2002 Muller D6/370
 D460,872 S 7/2002 Diaz-Azcuy D6/369
 D465,666 S 11/2002 Hokanson D6/369
 D468,921 S * 1/2003 Kagan D6/370
 D479,774 S 9/2003 Wimberger D6/370
 D492,497 S 7/2004 Domack D6/379
 D503,288 S 3/2005 Domack D6/334

* cited by examiner

Primary Examiner—Mimosa De
 (74) *Attorney, Agent, or Firm*—Baker & Daniels

(57) **CLAIM**

The ornamental design for a side chair, as shown and described.

DESCRIPTION



FIG. 1 is a front perspective view of a first embodiment of a side chair according to my new design, the chair not including chair arms;
 FIG. 2 is a front view thereof;
 FIG. 3 is a rear view thereof;
 FIG. 4 is a left side view thereof;
 FIG. 5 is a right side view thereof; and
 FIG. 6 is a top view thereof;
 FIG. 7 is a front perspective view of a second embodiment of a side chair according to my new design, the chair including chair arms;
 FIG. 8 is a front view thereof;
 FIG. 9 is a rear view thereof;
 FIG. 10 is a left side view thereof;
 FIG. 11 is a right side view thereof; and,
 FIG. 12 is a top view thereof.

(56) **References Cited**

U.S. PATENT DOCUMENTS

D102,978 S 2/1937 Baum
 D105,091 S 6/1937 Davis et al.
 D278,870 S 5/1985 Girogetti D6/369
 D292,656 S 11/1987 Masterton D6/370
 D298,190 S 10/1988 Komai et al. D6/380
 D311,098 S 10/1990 Lee et al. D6/380
 D333,925 S * 3/1993 Ricchio et al. D6/370
 D666,925 3/1993 Ricchio, Jr. et al. D6/370
 D335,587 S 5/1993 Backer D6/379
 D339,247 S * 9/1993 Grosfillex D6/379
 D341,494 S 11/1993 Ohashi et al. D6/370
 D341,728 S * 11/1993 Grosfillex D6/379
 D358,041 S 5/1995 Watts D6/379
 D363,823 S 11/1995 Ricchio, Jr. D6/334
 D366,774 S * 2/1996 Frinier D6/370
 D372,806 S 8/1996 Martin D6/379
 D382,123 S 8/1997 Pimental et al. D6/334
 D396,365 S 7/1998 Lizell D6/500
 D399,667 S 10/1998 Muller D6/370
 D404,585 S 1/1999 De Blaay D6/379

1 Claim, 6 Drawing Sheets






FIG. 1

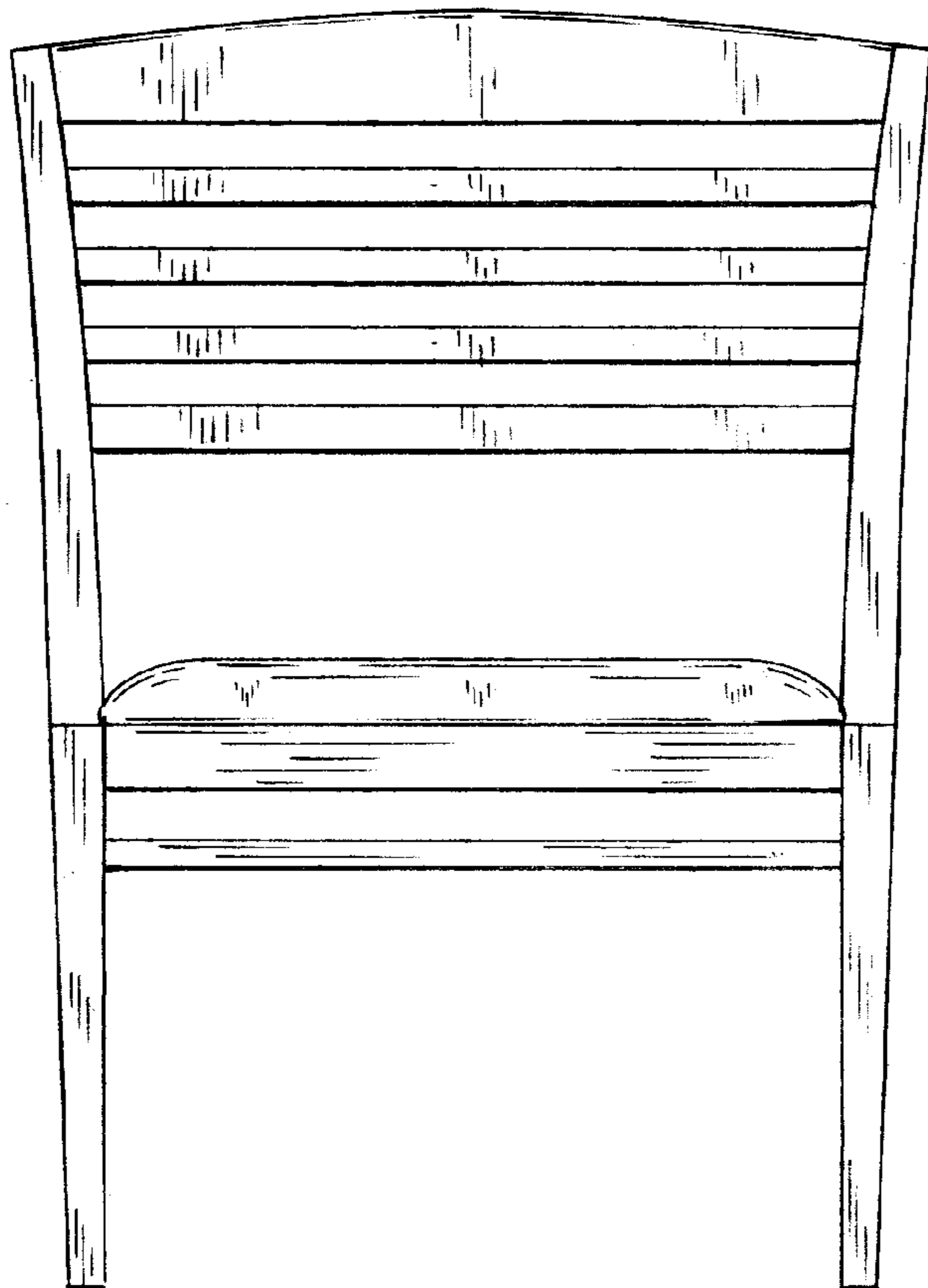


FIG. 2

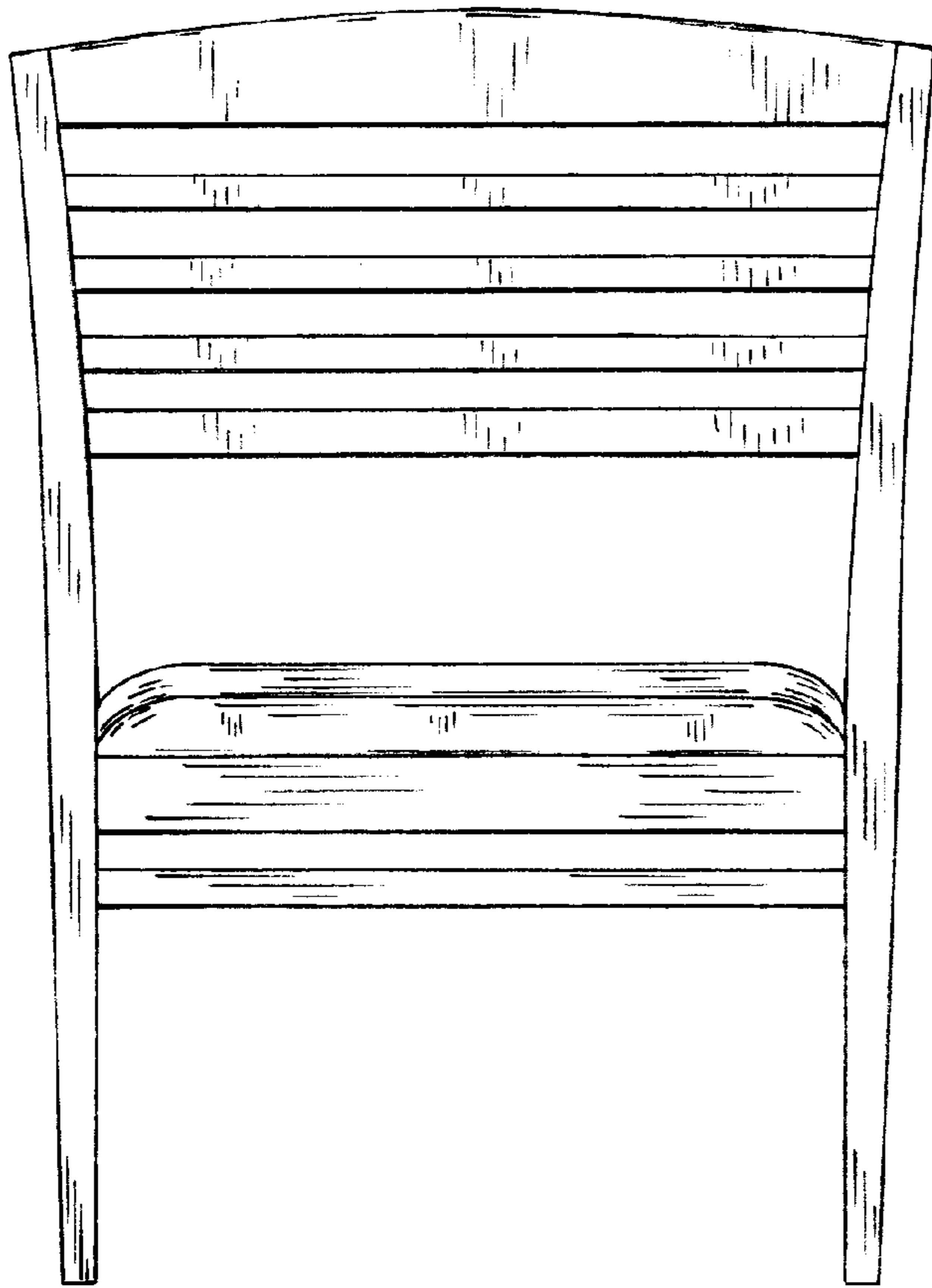


FIG. 3

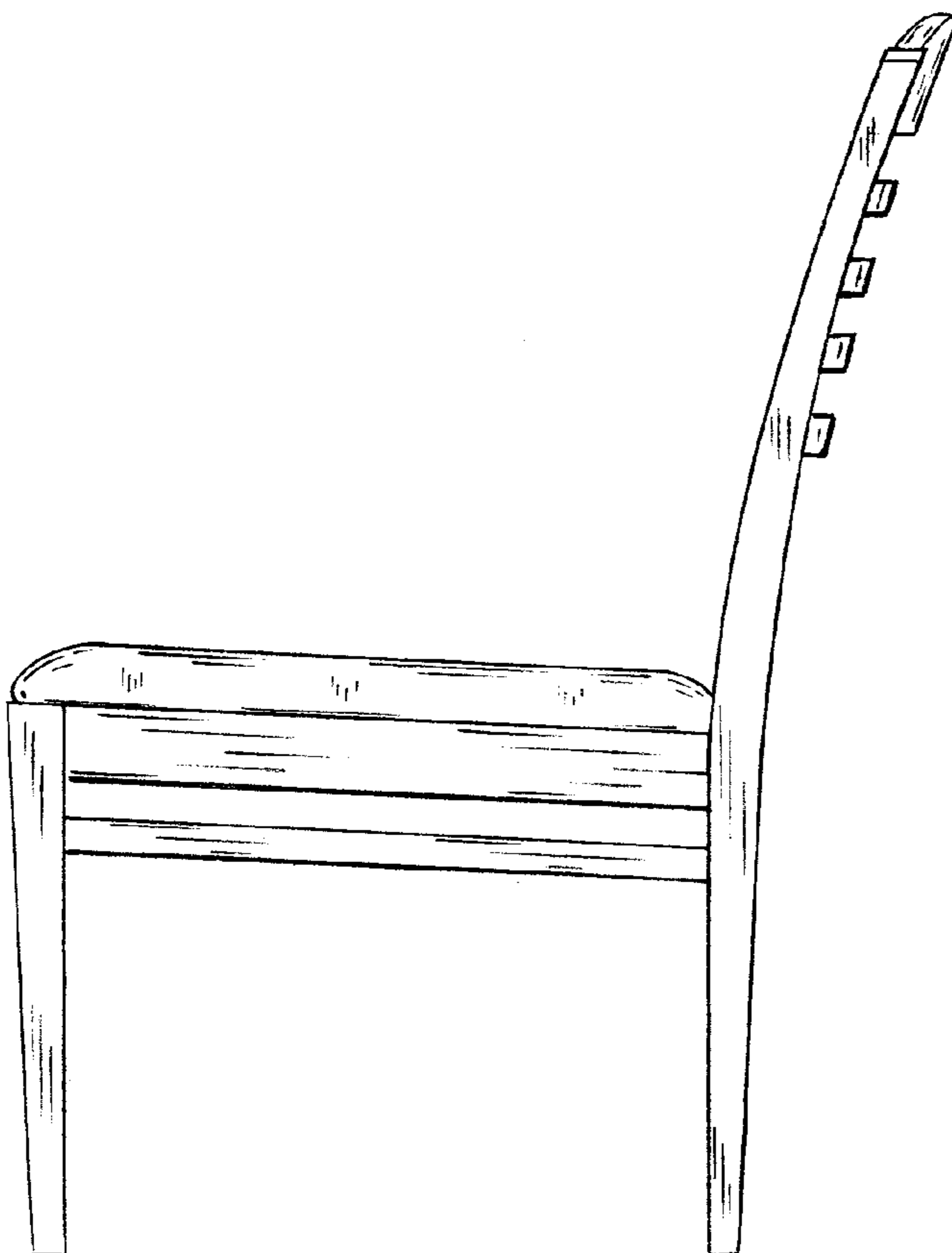


FIG. 4

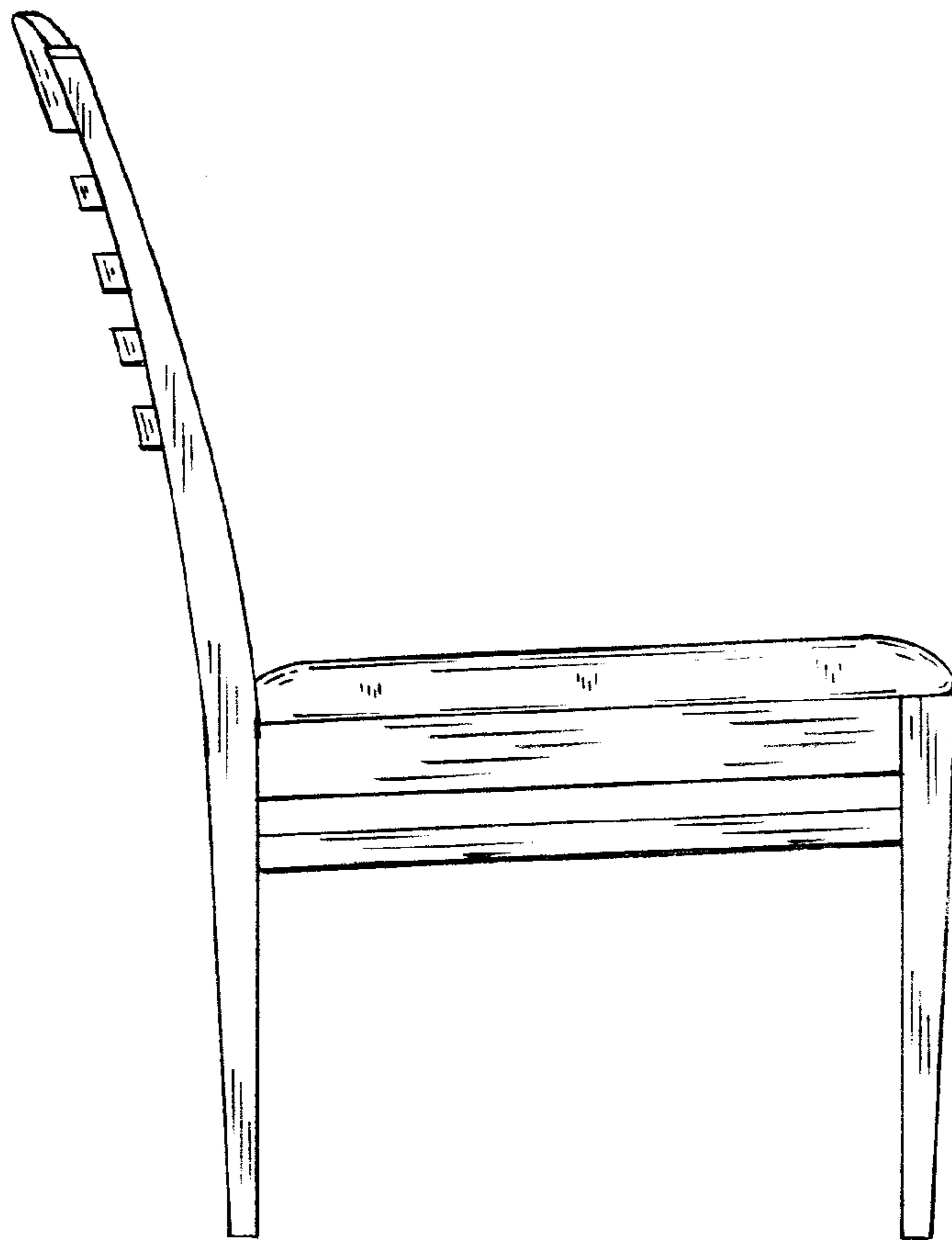


FIG. 5




FIG. 6

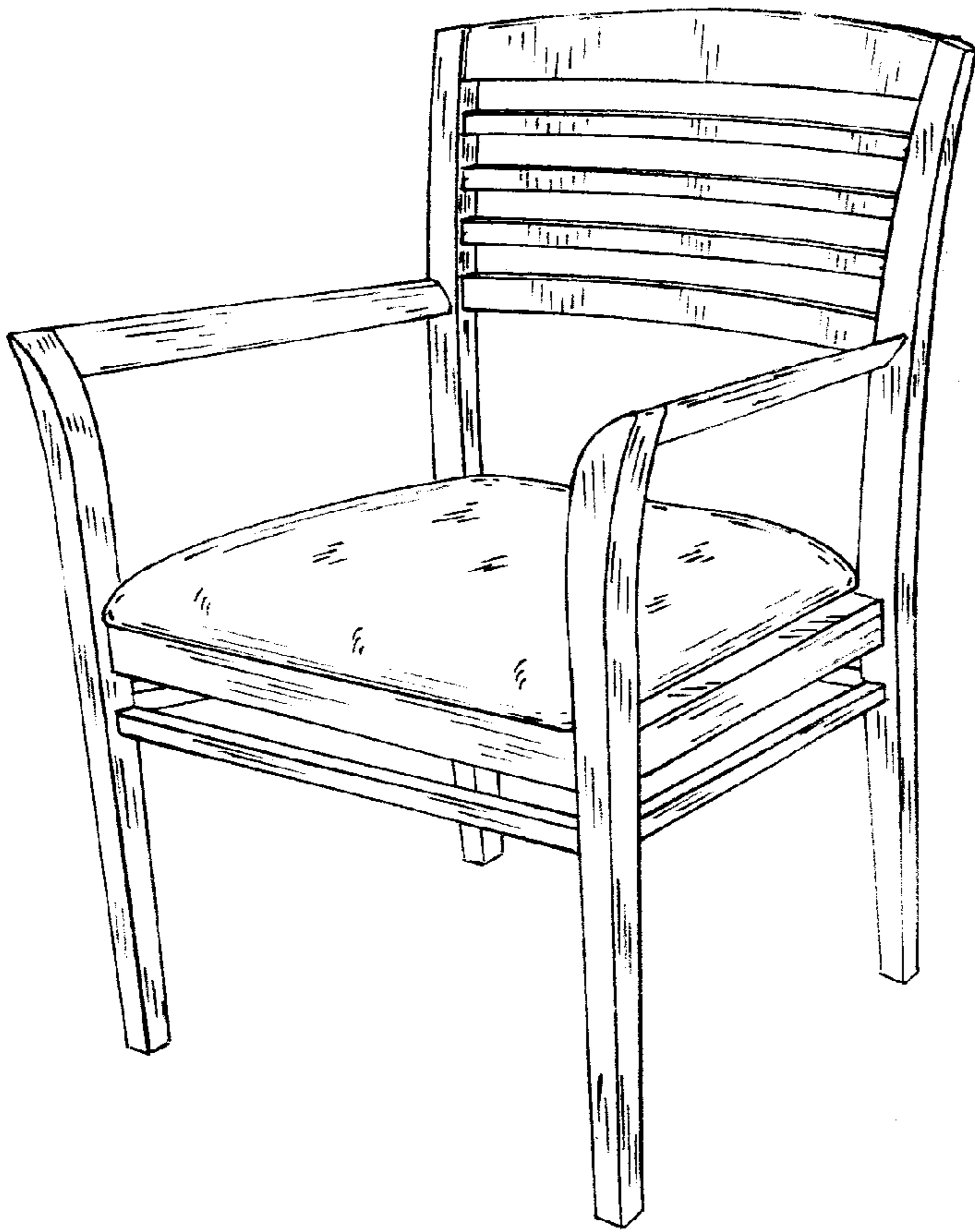


FIG. 7




FIG. 8




FIG. 9

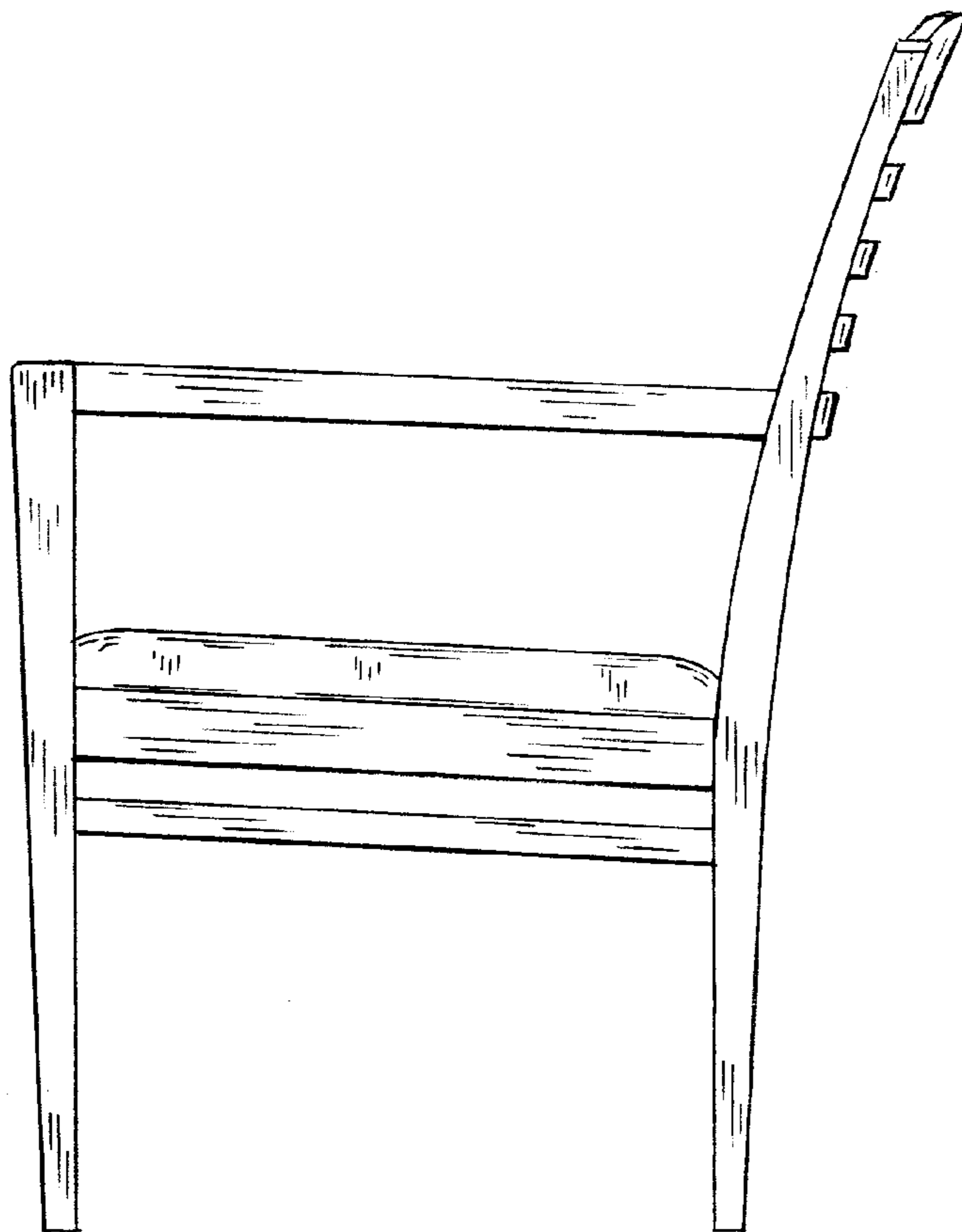


FIG. 10

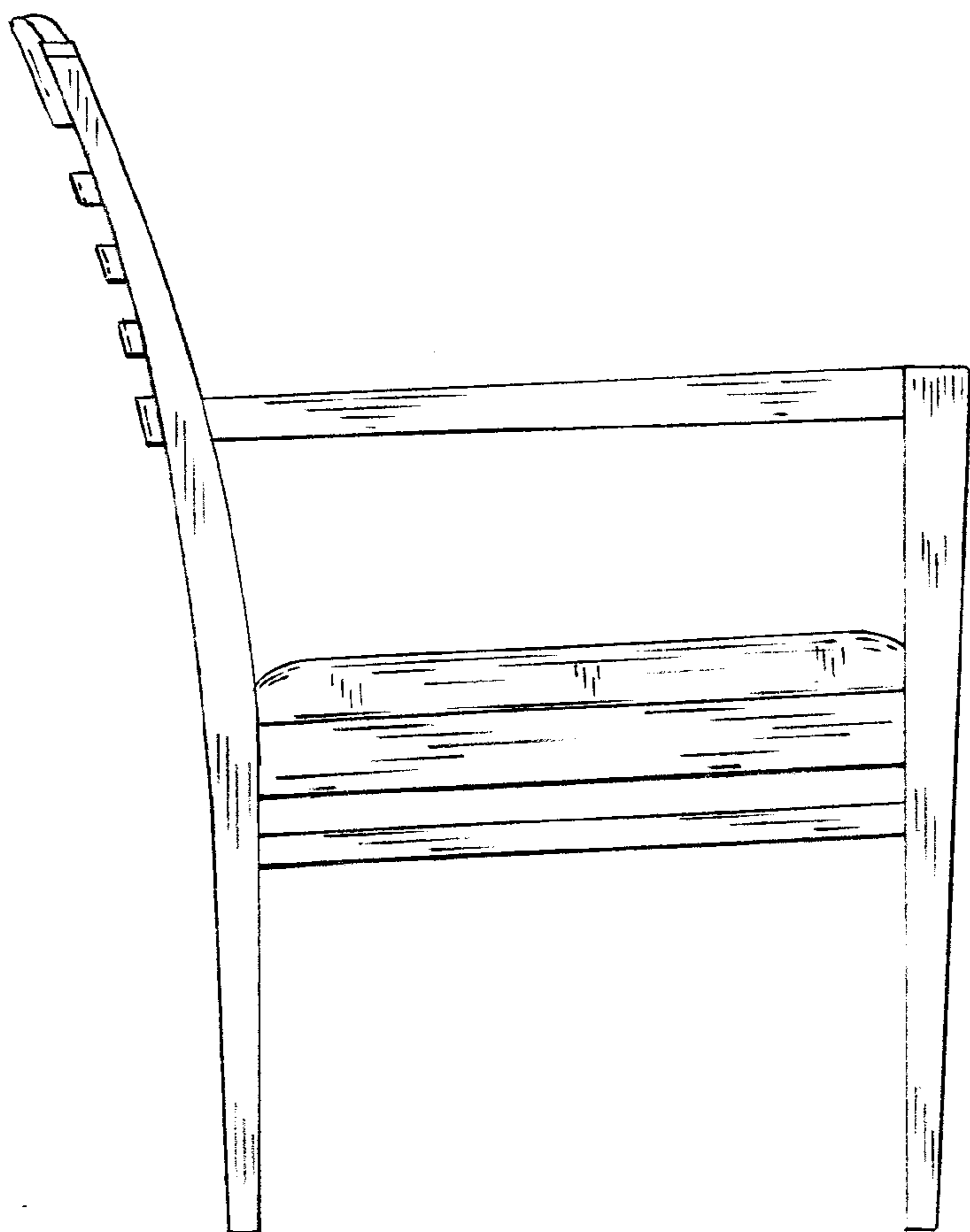


FIG. 11




FIG. 12