



US00D520253S

(12) **United States Design Patent**
Lio

(10) **Patent No.:** **US D520,253 S**

(45) **Date of Patent:** **** May 9, 2006**

(54) **CHAIR**

(75) **Inventor:** **Domenico Francesco Lio**, 311 W. 47th St., Apt. 3A, New York, NY (US) 10036

(73) **Assignee:** **Domenico Francesco Lio**, New York, NY (US)

(**) **Term:** **14 Years**

(21) **Appl. No.:** **29/219,538**

(22) **Filed:** **Dec. 20, 2004**

(51) **LOC (8) Cl.** **06-01**

(52) **U.S. Cl.** **D6/358**

(58) **Field of Classification Search** D6/334, D6/335, 360, 361, 371-373, 374, 375, 376, D6/349, 351, 358, 500-502; 297/181, 452.1, 297/451.3, 451.4, DIG. 2; 2/243.1; 273/292; D1/106; D21/813

See application file for complete search history.

(56) **References Cited**

U.S. PATENT DOCUMENTS

3,230,013 A * 1/1966 Morrison 297/451.3

3,561,818 A * 2/1971 Lohmeyer 297/DIG. 2
D226,153 S * 1/1973 Boak D6/361
D235,286 S * 6/1975 Martinelli D6/372
D239,345 S * 3/1976 Keller D6/375
D251,942 S * 5/1979 VonHeck D6/375
5,530,969 A * 7/1996 Lewandowski 2/243.1
D436,391 S * 1/2001 Sannito et al. D21/813
D491,737 S * 6/2004 Gaspari D6/375
2002/0195774 A1 * 12/2002 Shanahan 273/292

* cited by examiner

Primary Examiner—Mimosa De

(57) **CLAIM**

The ornamental design for a chair, as shown.

DESCRIPTION

FIG. 1 is a top plan view of the chair showing my new design;

FIG. 2 is a front elevation view thereof;

FIG. 3 is a rear view thereof;

FIG. 4 is a bottom plan view thereof;

FIG. 5 is a right side elevation view thereof;

FIG. 6 is a left side elevation view thereof; and,

FIG. 7 is a perspective view thereof.

1 Claim, 7 Drawing Sheets

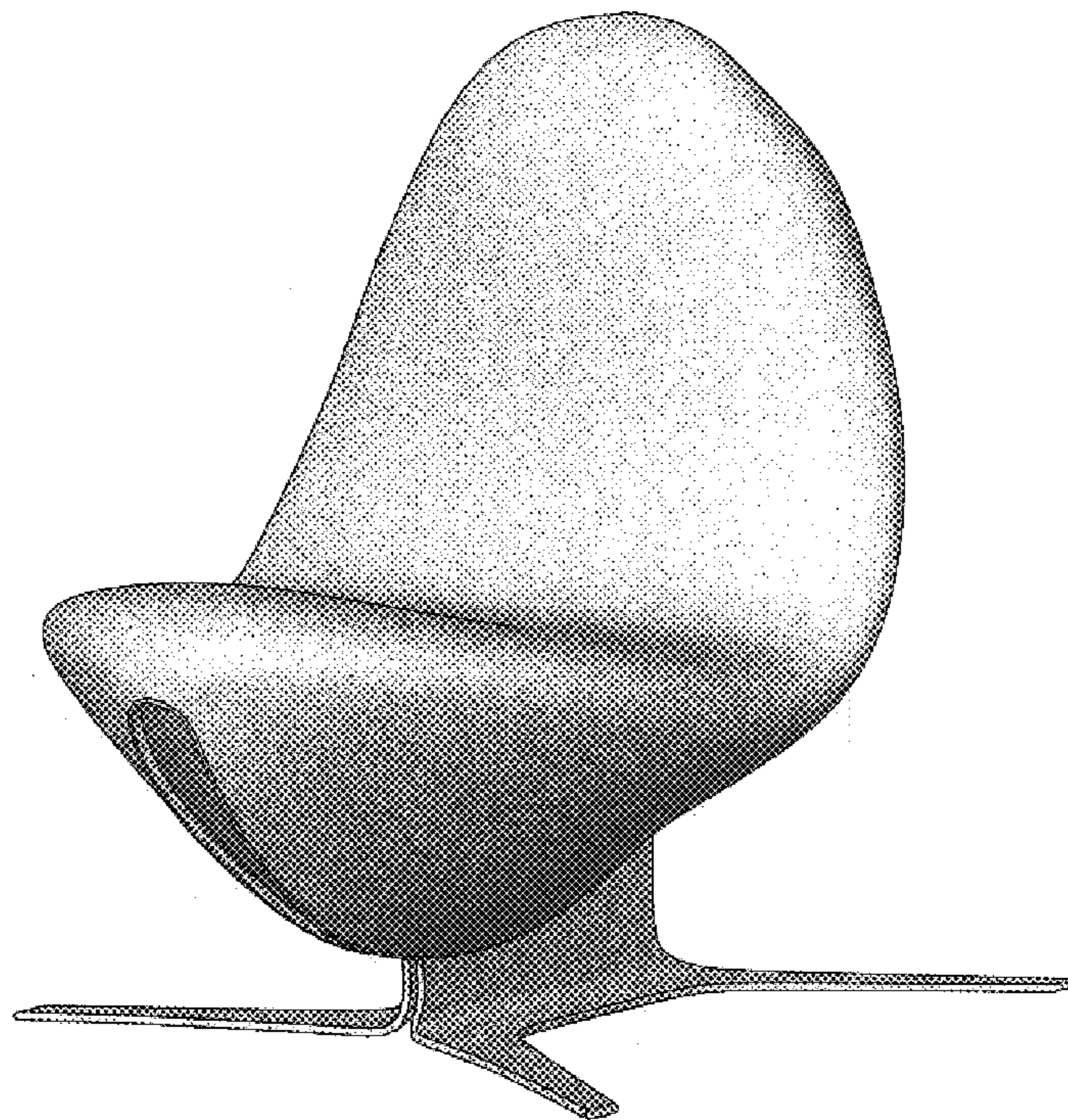


Fig. 1

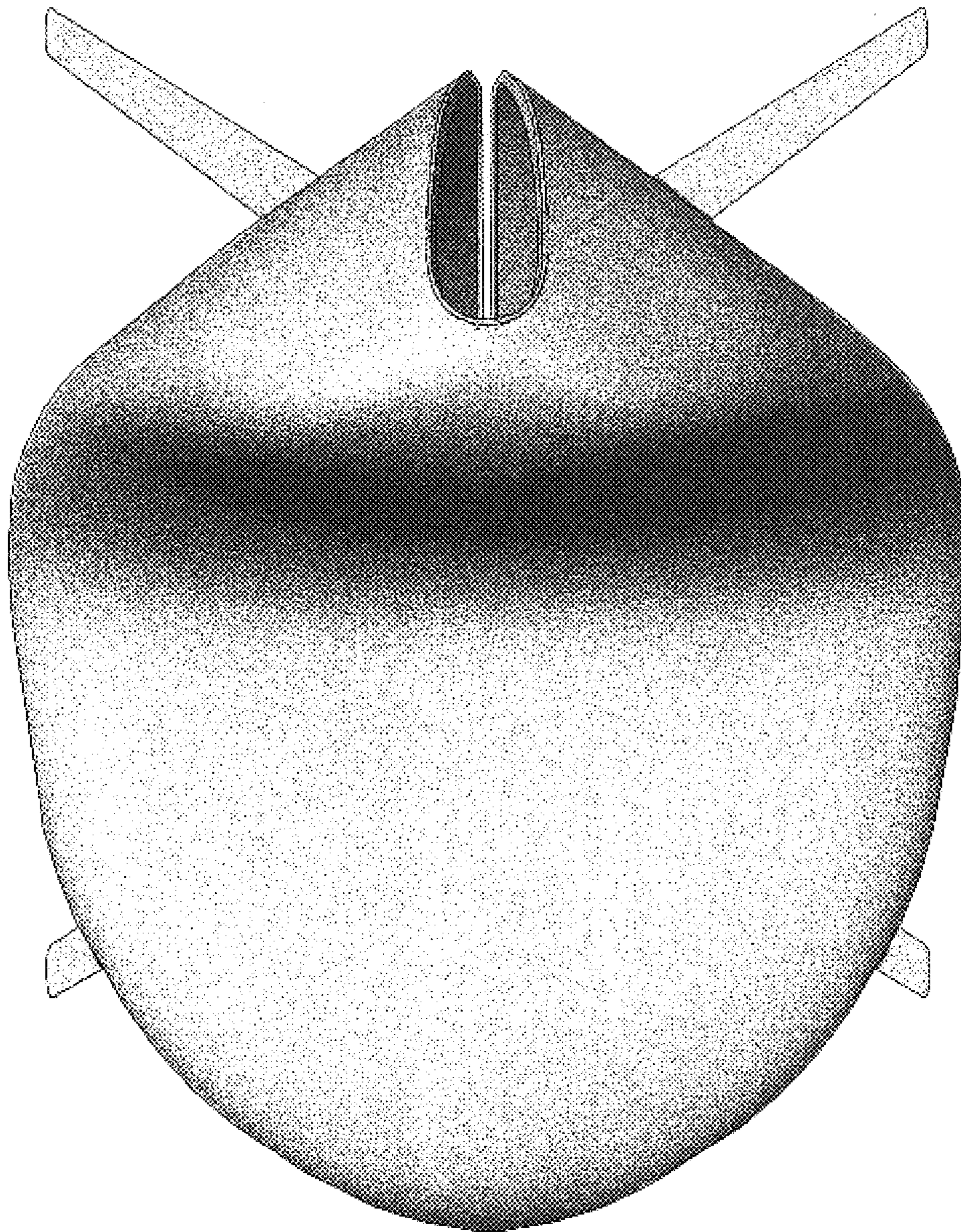


Fig. 2

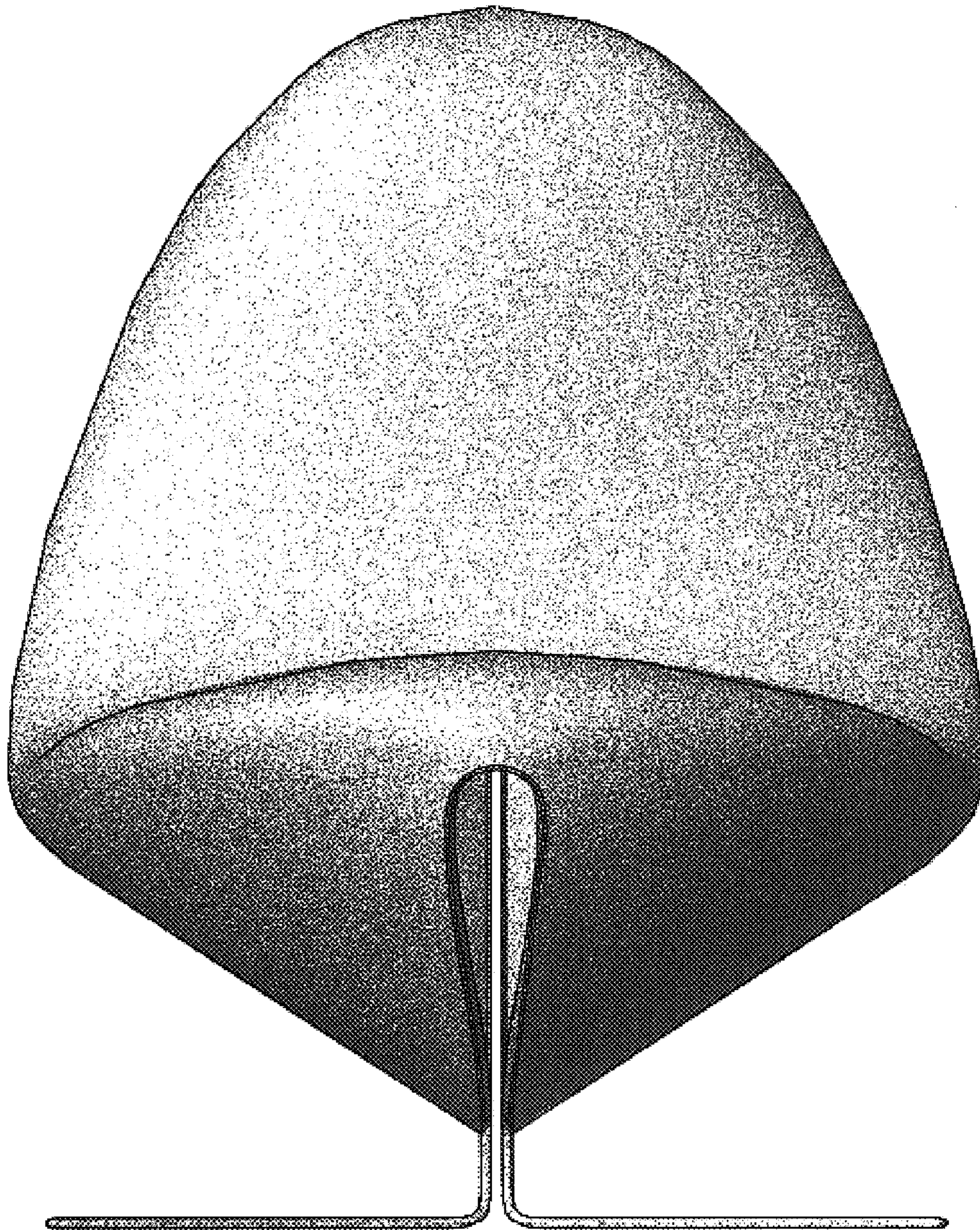


Fig. 3




Fig. 4

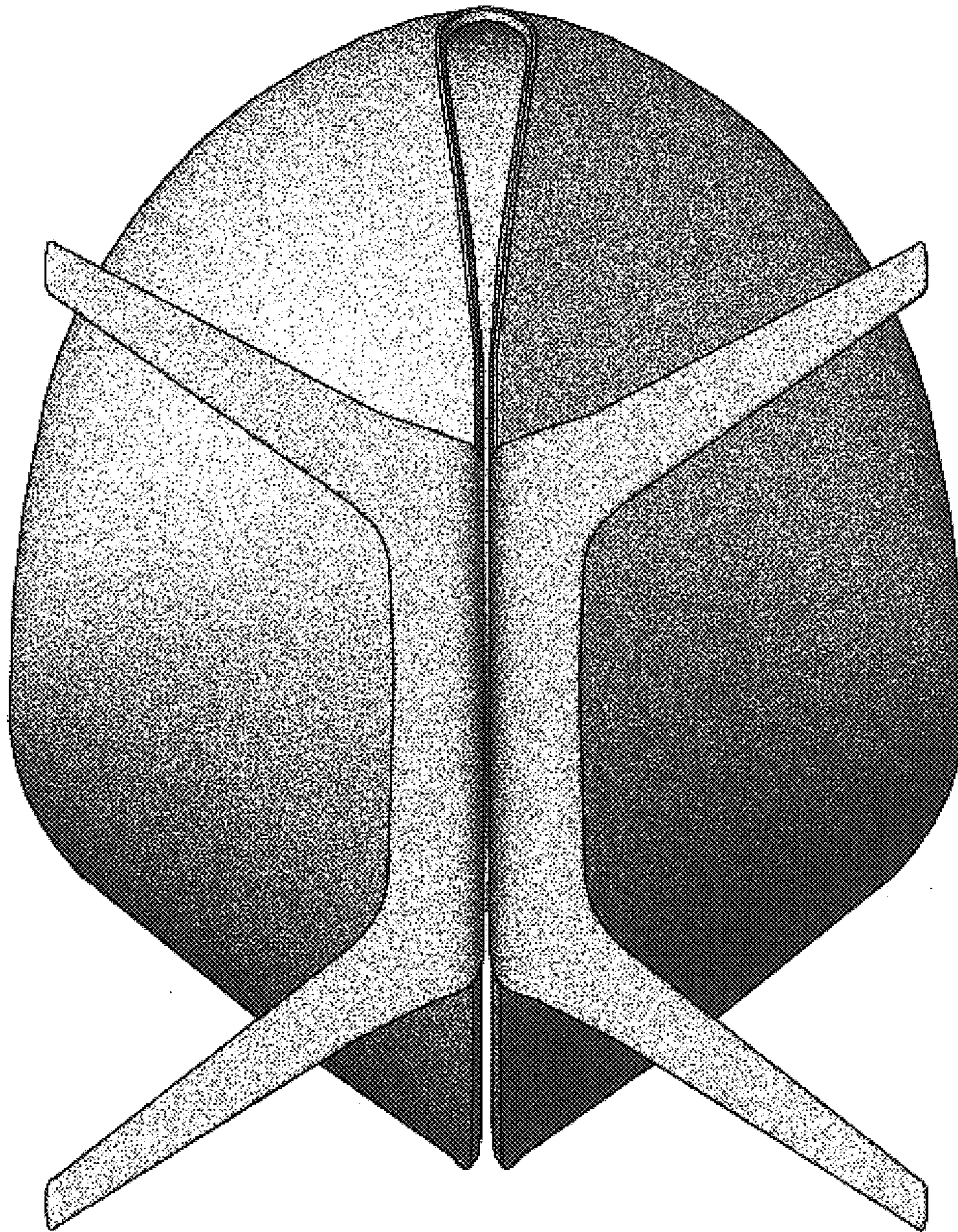


Fig. 5




Fig. 6

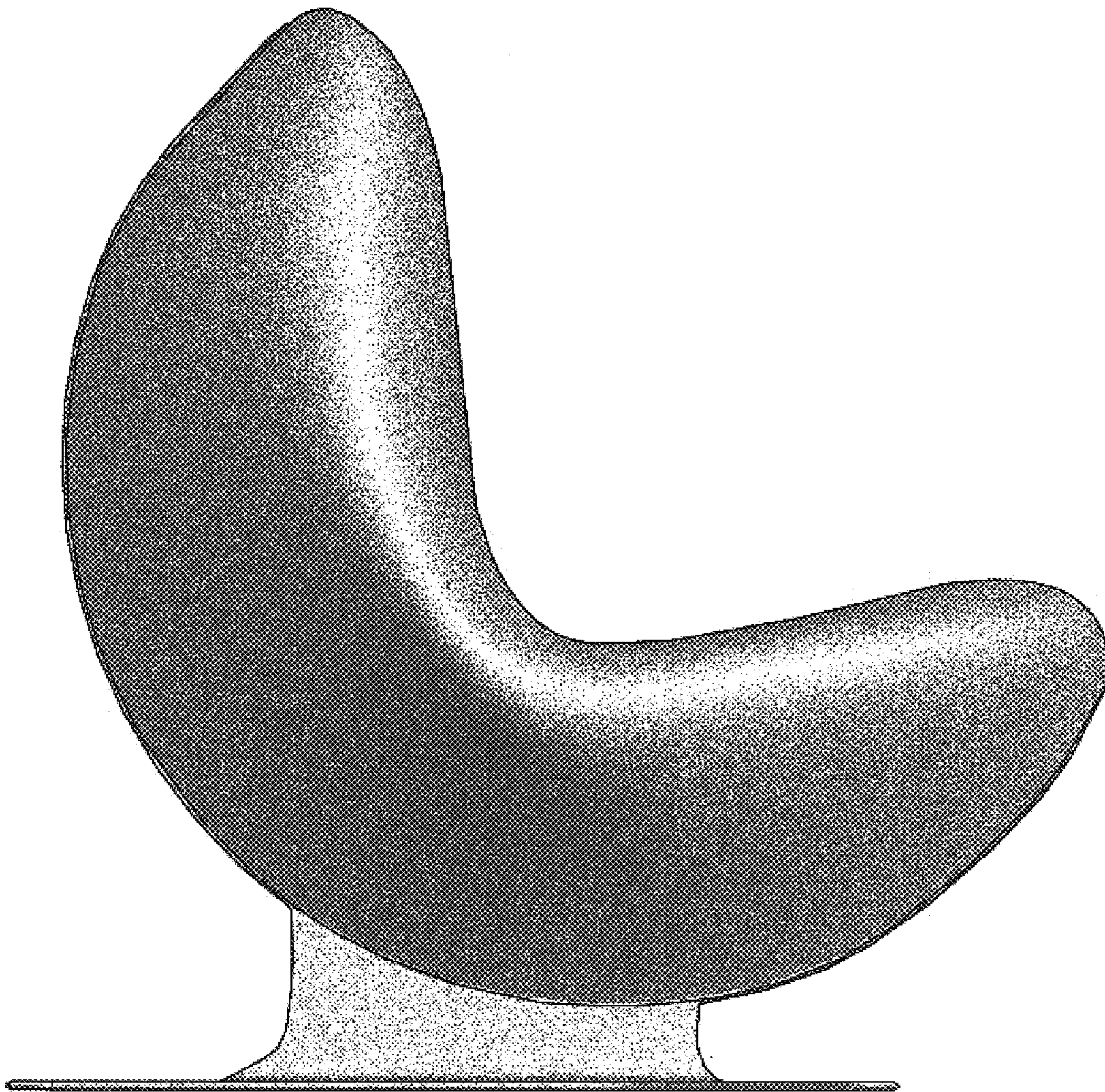


Fig. 7

