

US00D520229S

(12) **United States Design Patent**  
**Lown et al.**

(10) **Patent No.:** **US D520,229 S**

(45) **Date of Patent:** **\*\* May 9, 2006**

(54) **BOTTLE TOTE WITH POCKET**  
(75) Inventors: **Aaron Lown**, Tuxedo, NY (US); **John R. Swartz**, Ridgewood, NJ (US)  
(73) Assignee: **Built NY, Inc.**, New York, NY (US)  
(\*\*) Term: **14 Years**

(21) Appl. No.: **29/231,821**  
(22) Filed: **Jun. 10, 2005**

(51) **LOC (8) Cl.** ..... **09-01**  
(52) **U.S. Cl.** ..... **D3/202; D7/607; D7/624.2**  
(58) **Field of Classification Search** ..... D3/202,  
D3/229, 230, 316; D9/444, 751; 62/457.1-457.8;  
206/139, 428, 433; 220/509, 515, 737, 739,  
220/903, DIG. 7; 383/10; D7/607, 608, 619.1,  
D7/622, 624.2, 624.3, 709  
See application file for complete search history.

(56) **References Cited**  
U.S. PATENT DOCUMENTS

D117,147 S	*	10/1939	Karoff	.....	D7/719
D142,442 S	*	9/1945	Rath	.....	D3/246
D167,207 S	*	7/1952	Haars	.....	D7/624.3
4,560,068 A	*	12/1985	Membrino	.....	206/554
D376,956 S	*	12/1996	Sharp	.....	D7/607
5,624,048 A	*	4/1997	Sander et al.	.....	215/395

D399,707 S	*	10/1998	Villarreal et al.	.....	D7/607
D404,620 S	*	1/1999	Rausch	.....	D7/709
D435,964 S	*	1/2001	Lentz	.....	D3/239
D466,002 S	*	11/2002	Jones	.....	D9/710
D469,956 S	*	2/2003	Cone et al.	.....	D3/303
D489,526 S	*	5/2004	Held	.....	D3/203.1

\* cited by examiner

*Primary Examiner*—Louis S. Zarfes  
*Assistant Examiner*—John Windmuller  
(74) *Attorney, Agent, or Firm*—Lackenbach Siegel, LLP

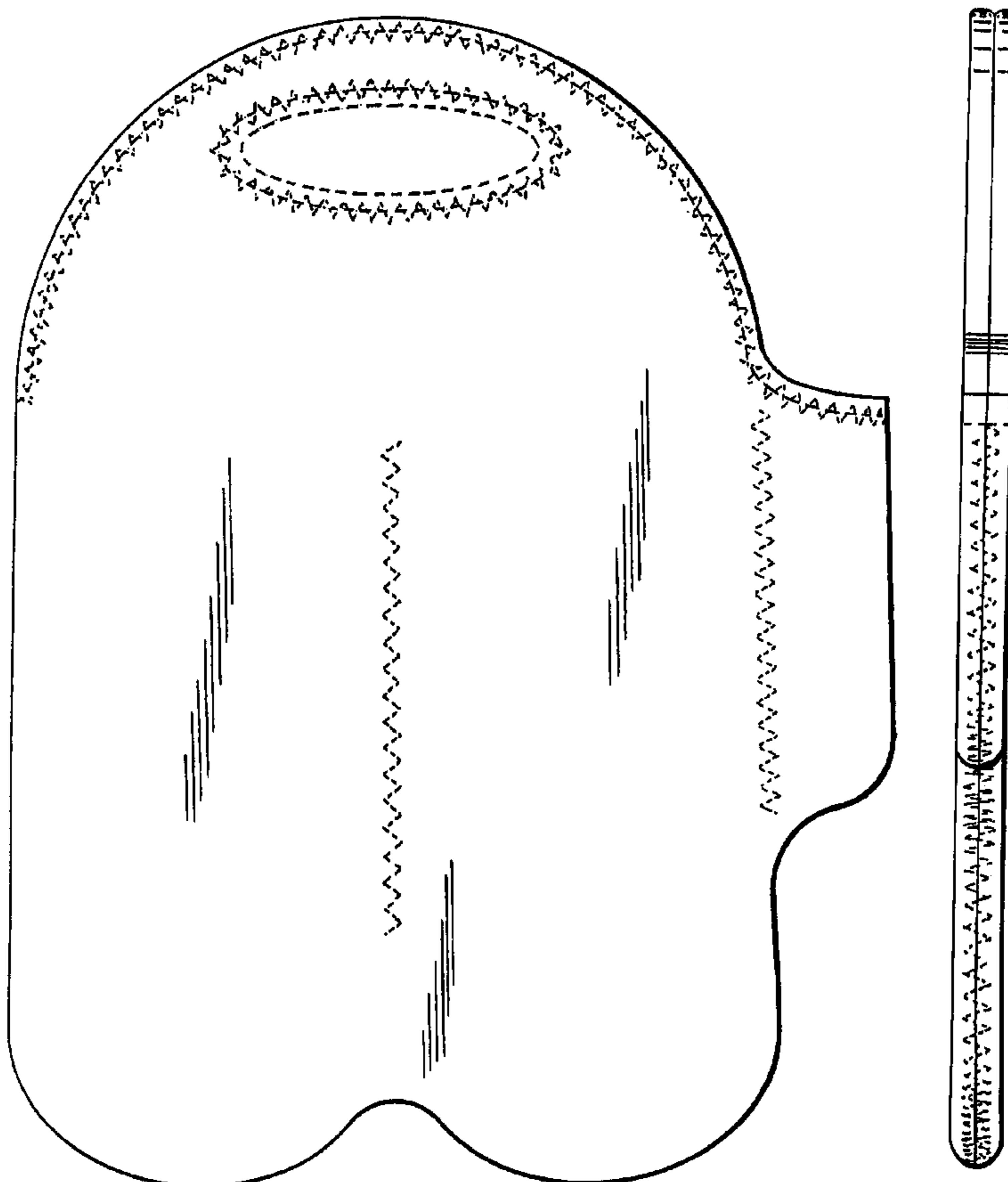
(57) **CLAIM**

The ornamental design for a bottle tote with pocket, as shown and described.

**DESCRIPTION**

FIG. 1 is a front elevational view of a bottle tote with pocket showing our new design;  
FIG. 2 is a rear elevational view thereof;  
FIG. 3 is a top plan view thereof;  
FIG. 4 is a bottom plan view thereof;  
FIG. 5 is a left side elevational view thereof; and,  
FIG. 6 is a right side elevational view thereof.  
The broken line showing of stitching and a handle opening is for illustrative purposes only and forms no part of the claimed design.

**1 Claim, 4 Drawing Sheets**



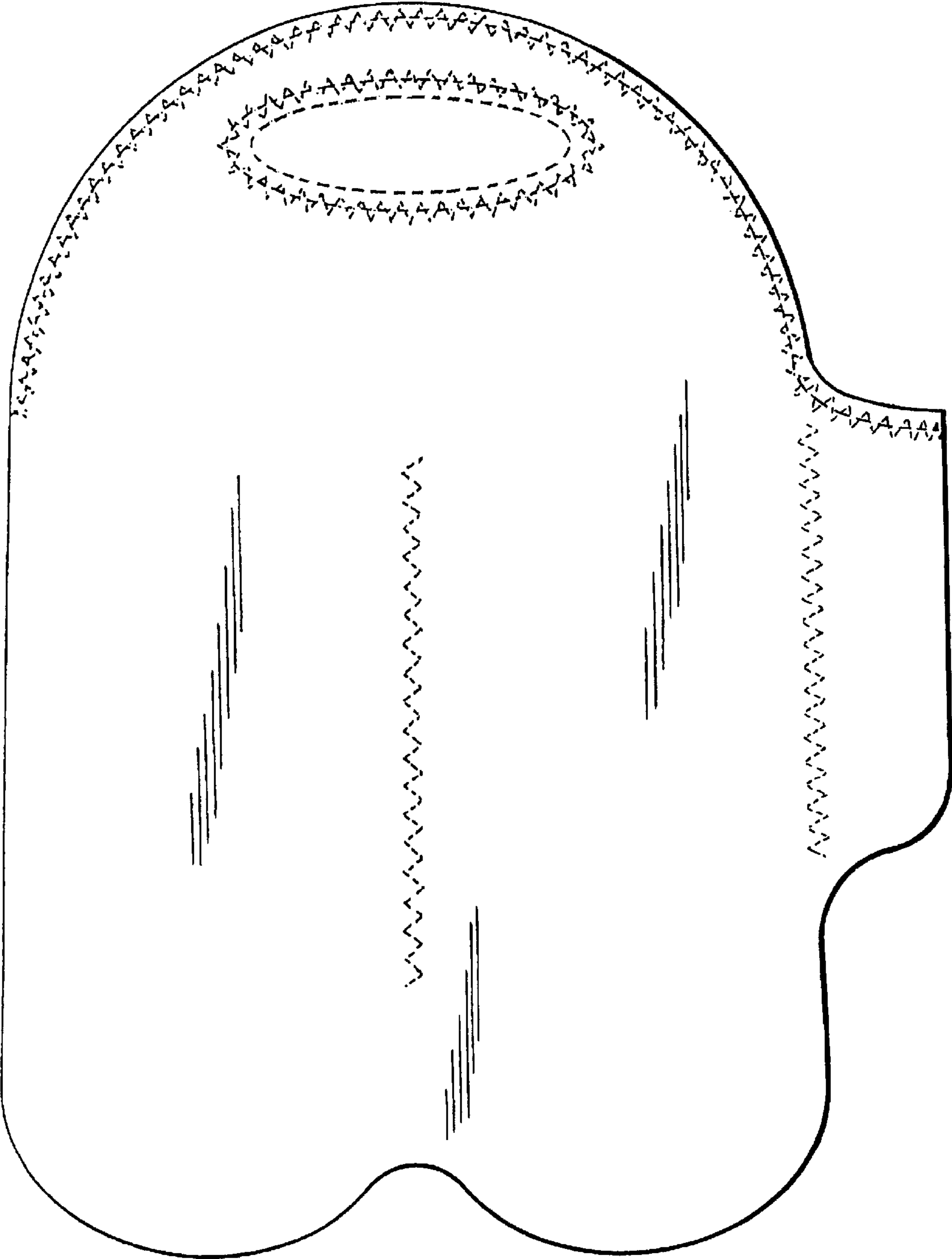


FIG. 1

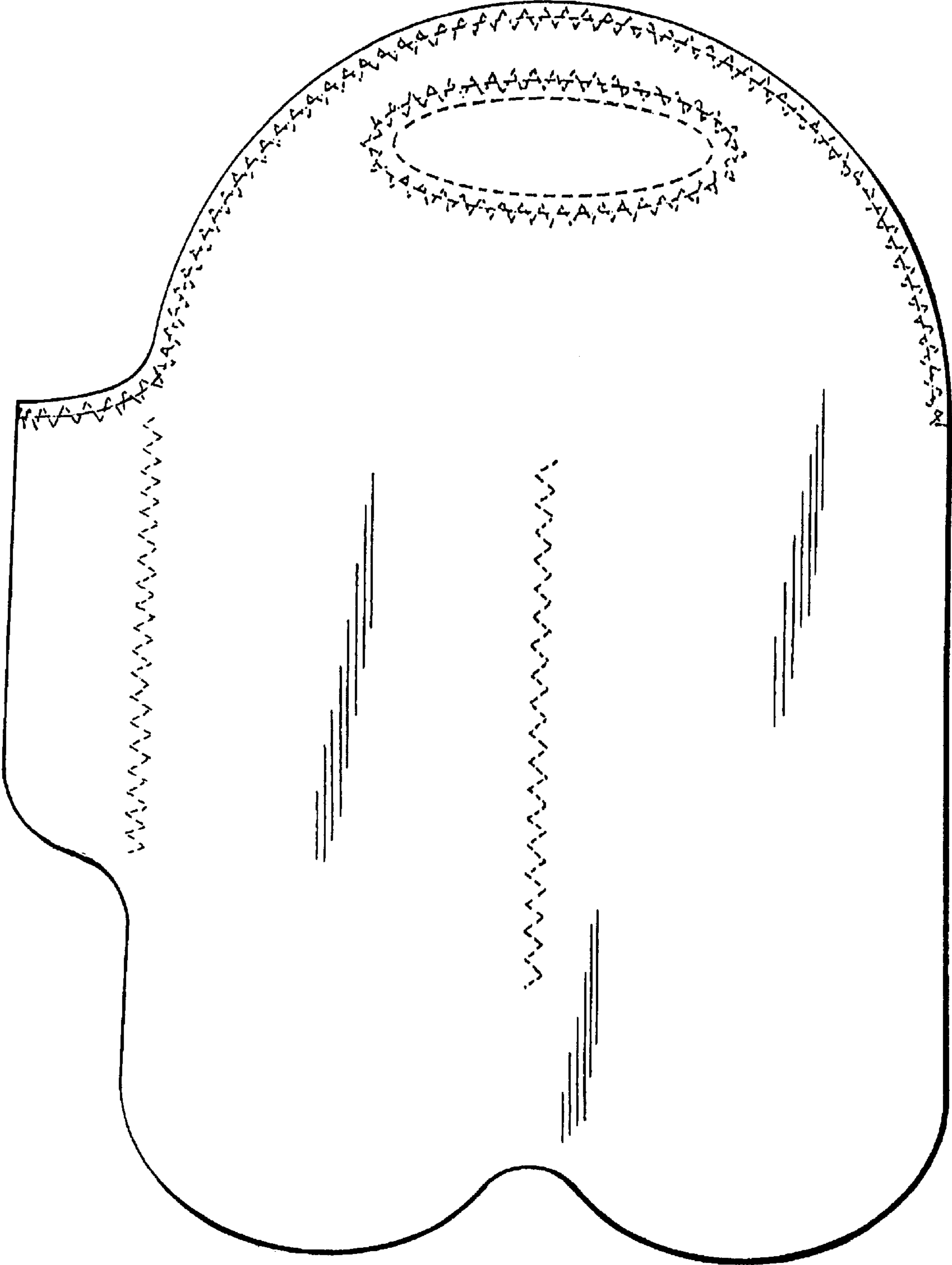


FIG.2




FIG.3



FIG.4

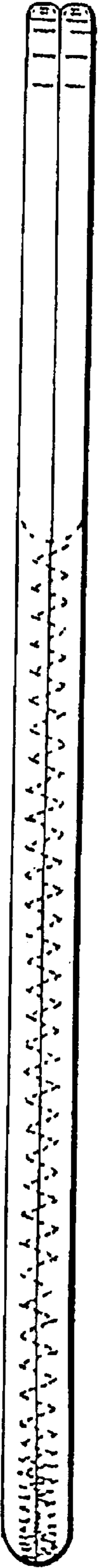


FIG. 5

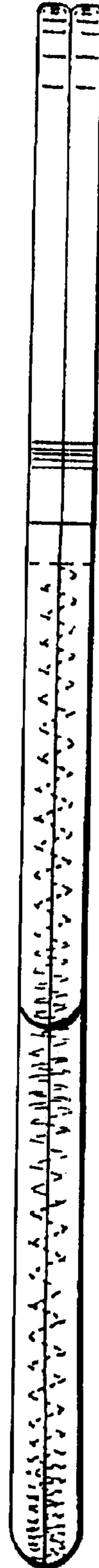


FIG. 6