



US00D520226S

(12) **United States Design Patent**
Lotti

(10) **Patent No.:** **US D520,226 S**

(45) **Date of Patent:** **** May 9, 2006**

(54) **PORTION OF A SHOE UPPER**

(75) Inventor: **Martin M. Lotti**, Beaverton, OR (US)

(73) Assignee: **Nike, Inc.**, Beaverton, OR (US)

(**) Term: **14 Years**

(21) Appl. No.: **29/231,601**

(22) Filed: **Jun. 8, 2005**

(51) **LOC (8) Cl.** **02-99**

(52) **U.S. Cl.** **D2/972**

(58) **Field of Classification Search** D2/902,
D2/907, 908, 943, 944, 969, 972-974; 36/45,
36/50.1, 77 M, 77 R, 83, 88, 113, 114, 126-131
See application file for complete search history.

(56) **References Cited**

U.S. PATENT DOCUMENTS

D386,597 S	11/1997	Avar	
D393,353 S	4/1998	Lozano	
D397,242 S	8/1998	Mankowski	
D397,859 S	9/1998	Cass	
D398,771 S	9/1998	Doxey	
D413,196 S	8/1999	Hatfield	
D420,499 S	2/2000	Dolinsky	
6,029,376 A	2/2000	Cass	
D421,331 S	3/2000	Mervar et al.	
D427,760 S	7/2000	Holmes	
D452,070 S	12/2001	Holmes	
D467,412 S	12/2002	Morris	
D475,523 S	6/2003	McDowell	
D476,473 S	* 7/2003	Clegg D2/972
D477,131 S	7/2003	Holmes	
D486,301 S	2/2004	Koo	
D495,867 S	9/2004	Avar	
D499,539 S	12/2004	Hlavacs	

OTHER PUBLICATIONS

Nike Footwear Catalog Spring 1999, p. M15, published Jun. 1998.

Nike Footwear Catalog Spring 2000 #1, p. M50, published Jul. 1999.

Nike Footwear Catalog Fall 2000 #1, p. M42, published Nov. 1999.

Nike Footwear Catalog Holiday 2000, p. M33, published Mar. 2000.

Nike Footwear Catalog Late Spring 2001, p. M24, published Sep. 2000.

Nike Footwear Catalog Spring 2002, p. M33, published Jun. 2001.

Nike Footwear Catalog Fall 2002, p. M117, published Nov. 2001.

Nike Footwear Catalog Spring 2003, p. W8 published Jun. 2002.

Nike Footwear Catalog Holiday 2004, p. W31, published Mar. 2004.

* cited by examiner

Primary Examiner—Dominic Simone

(74) *Attorney, Agent, or Firm*—Banner & Witcoff, Ltd.

(57) **CLAIM**

The ornamental design for a portion of a shoe upper, as shown and described.

DESCRIPTION

FIG. 1 is a front perspective view of a portion of a shoe upper showing my new design;

FIG. 2 is a side elevational view thereof;

FIG. 3 is a rear perspective view thereof; and,

FIG. 4 is an enlarged view of the portion shown in FIG. 1.

The uneven broken line immediately adjacent to the shaded area represents an unclaimed boundary of the design. The uneven broken line showing of the remainder of the shoe is for illustrative purposes only and forms no part of the claimed design.

1 Claim, 4 Drawing Sheets




FIG. 1

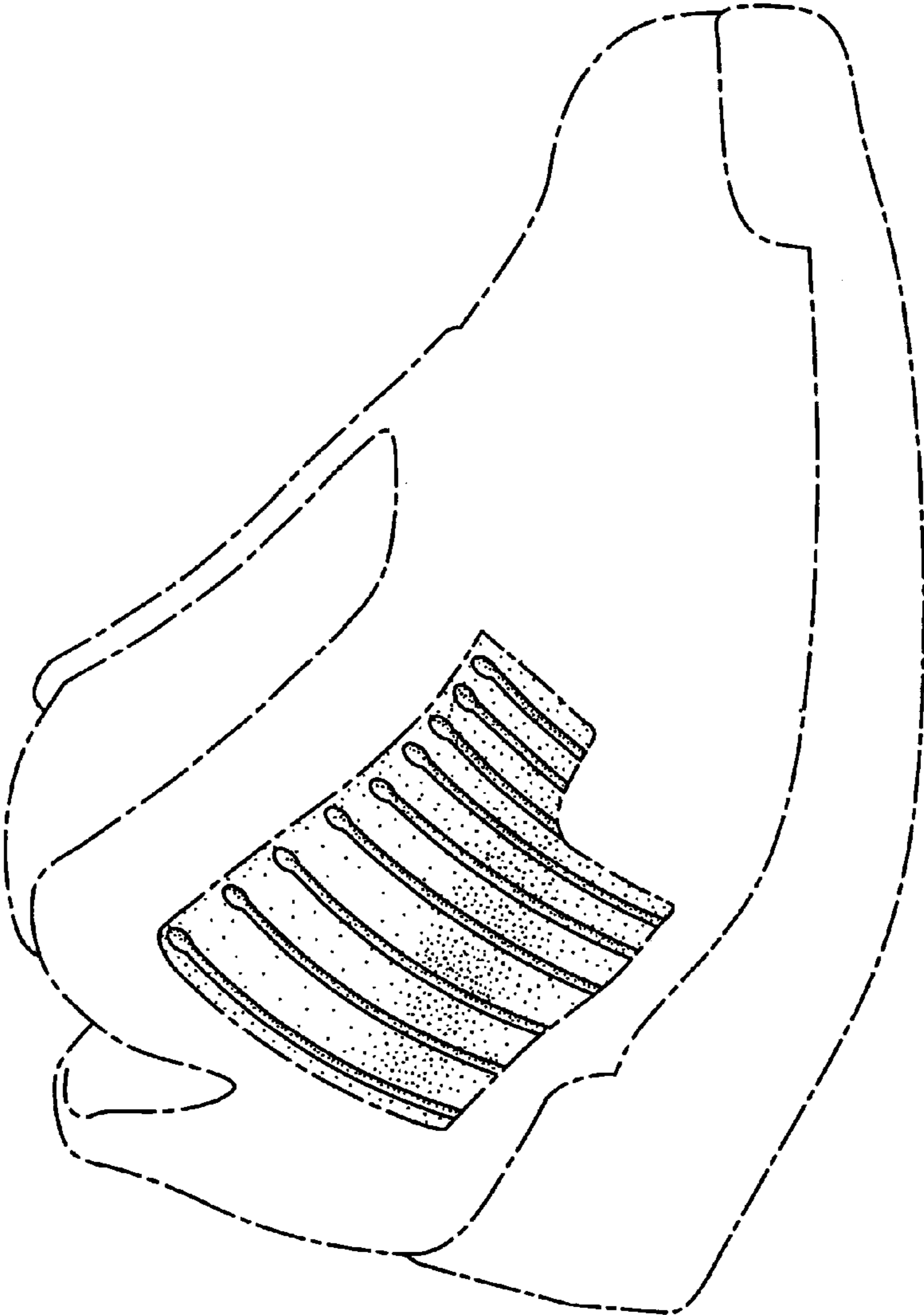


FIG. 2

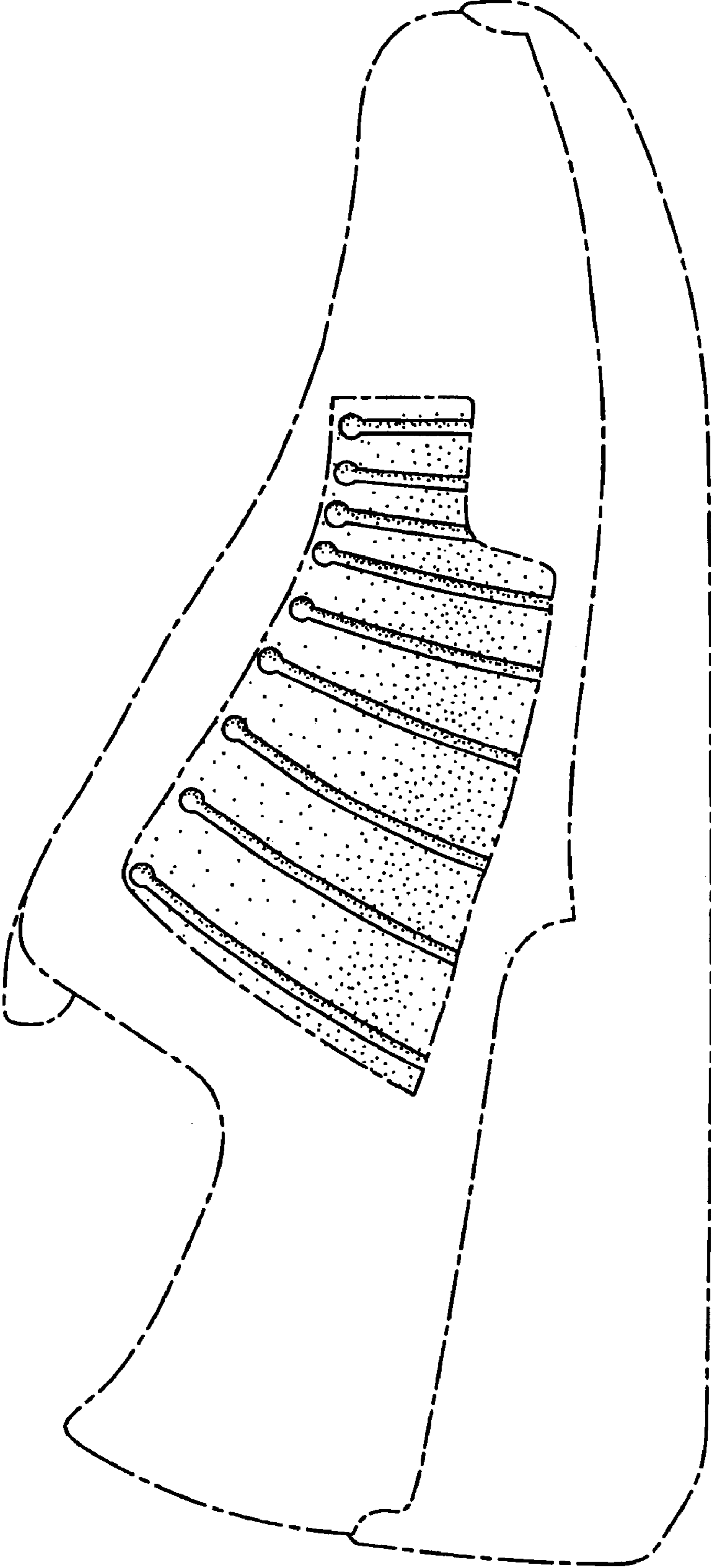


FIG. 3

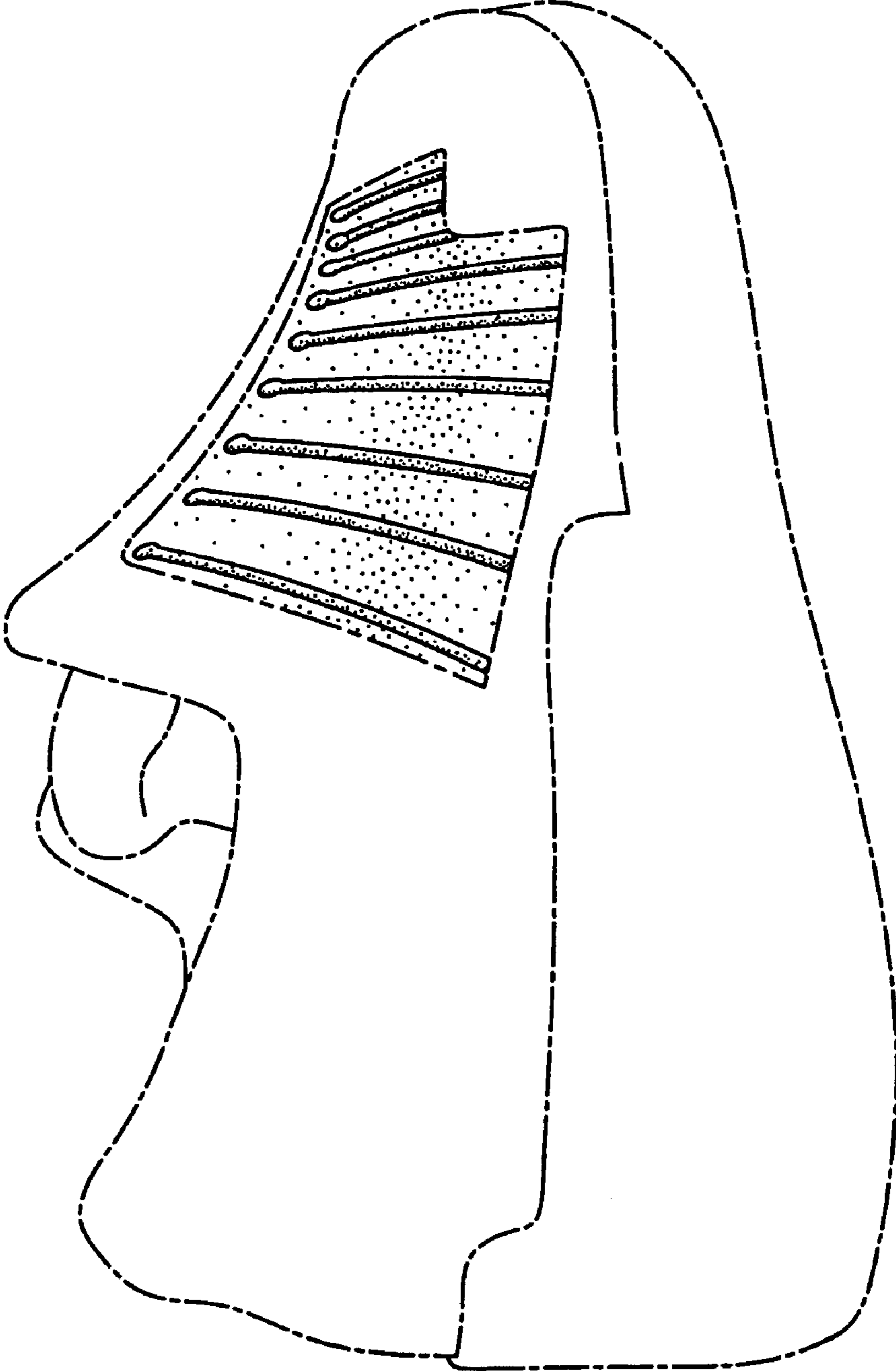


FIG. 4

