

US00D520225S

(12) **United States Design Patent**  
**Choi**

(10) **Patent No.:** **US D520,225 S**

(45) **Date of Patent:** **\*\* May 9, 2006**

(54) **SIDE ELEMENT OF A SHOE UPPER**

(75) Inventor: **Dong Won Choi**, Los Angeles, CA  
(US)

(73) Assignee: **ACI International**, Los Angeles, CA  
(US)

(\*\*) Term: **14 Years**

(21) Appl. No.: **29/224,440**

(22) Filed: **Mar. 1, 2005**

(51) **LOC (8) Cl.** ..... **02-99**

(52) **U.S. Cl.** ..... **D2/972**

(58) **Field of Classification Search** ..... D2/902,  
D2/907, 908, 943, 944, 969, 972-974; 36/45,  
36/50.1, 77 MN, 77 R, 83, 88, 113, 114,  
36/126-131

See application file for complete search history.

(56) **References Cited**

**U.S. PATENT DOCUMENTS**

D117,330 S \* 10/1939 Cairns ..... D2/902

D226,885 S \* 5/1973 McBarron ..... D2/907

D241,383 S \* 9/1976 Dolinsky ..... D2/908

D276,190 S \* 11/1984 Hess ..... D2/908

D369,018 S \* 4/1996 Brooks et al. .... D2/969

D487,340 S \* 3/2004 Costantini ..... D2/972

D490,973 S \* 6/2004 Link ..... D2/972

\* cited by examiner

*Primary Examiner*—Dominic Simone

(74) *Attorney, Agent, or Firm*—Christopher Darrow, Esq.;  
Greenberg Traurig, LLP

(57) **CLAIM**

The ornamental design for a side element of a shoe upper, as shown and described.

**DESCRIPTION**

FIG. 1 is a side elevational view of an element of a shoe upper showing the new design;



FIG. 2 is a perspective view thereof;

FIG. 3 is a side elevational view of an alternative embodiment of the shoe upper of the new design; and,

FIG. 4 is a perspective view of the alternative embodiment.

The even broken lines in FIGS. 3 and 4 represent design elements. The uneven broken lines in all figures surrounding the design element represent the bounds of the claimed design. The uneven broken lines in all figures showing the remainder of the shoe are for illustrative purposes only and form no part of the claimed design.

**1 Claim, 4 Drawing Sheets**



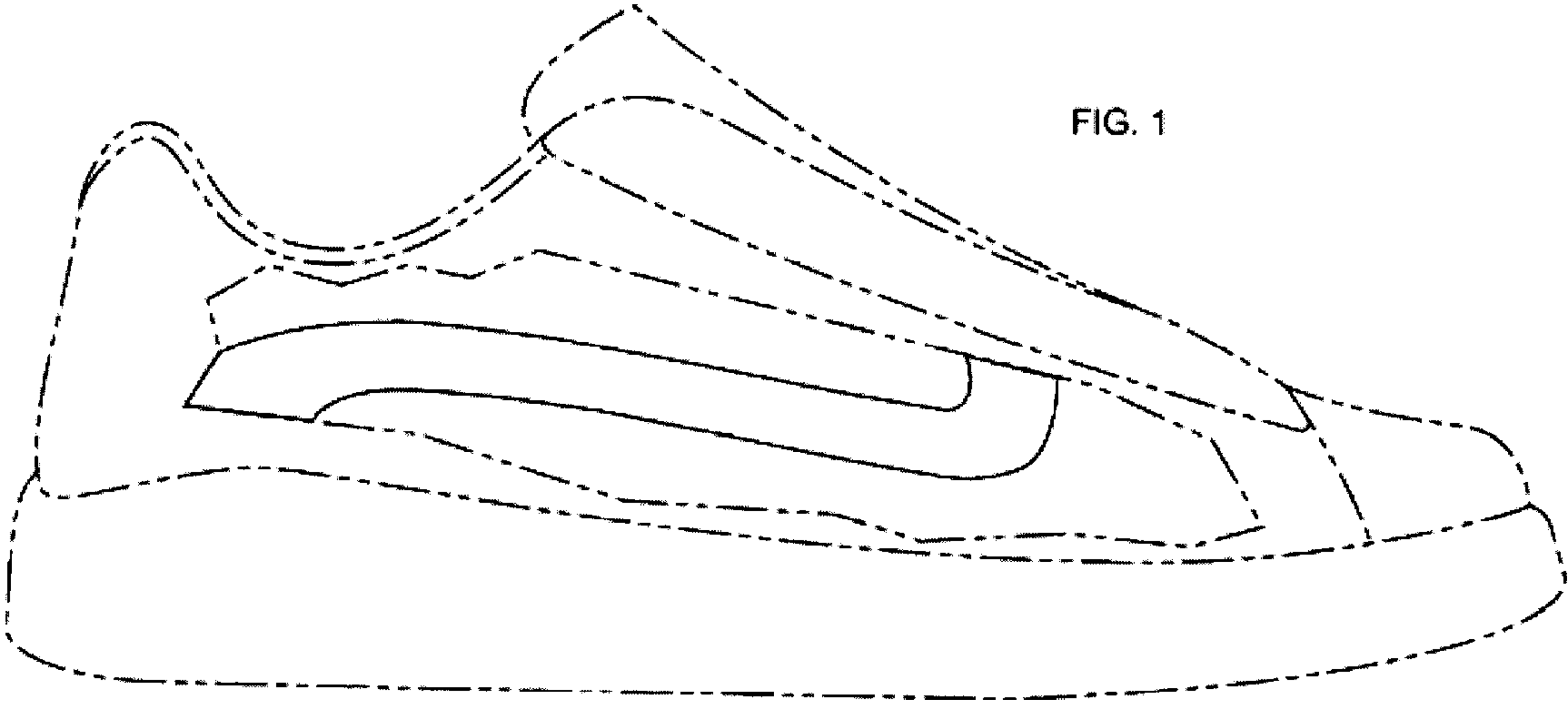


FIG. 1

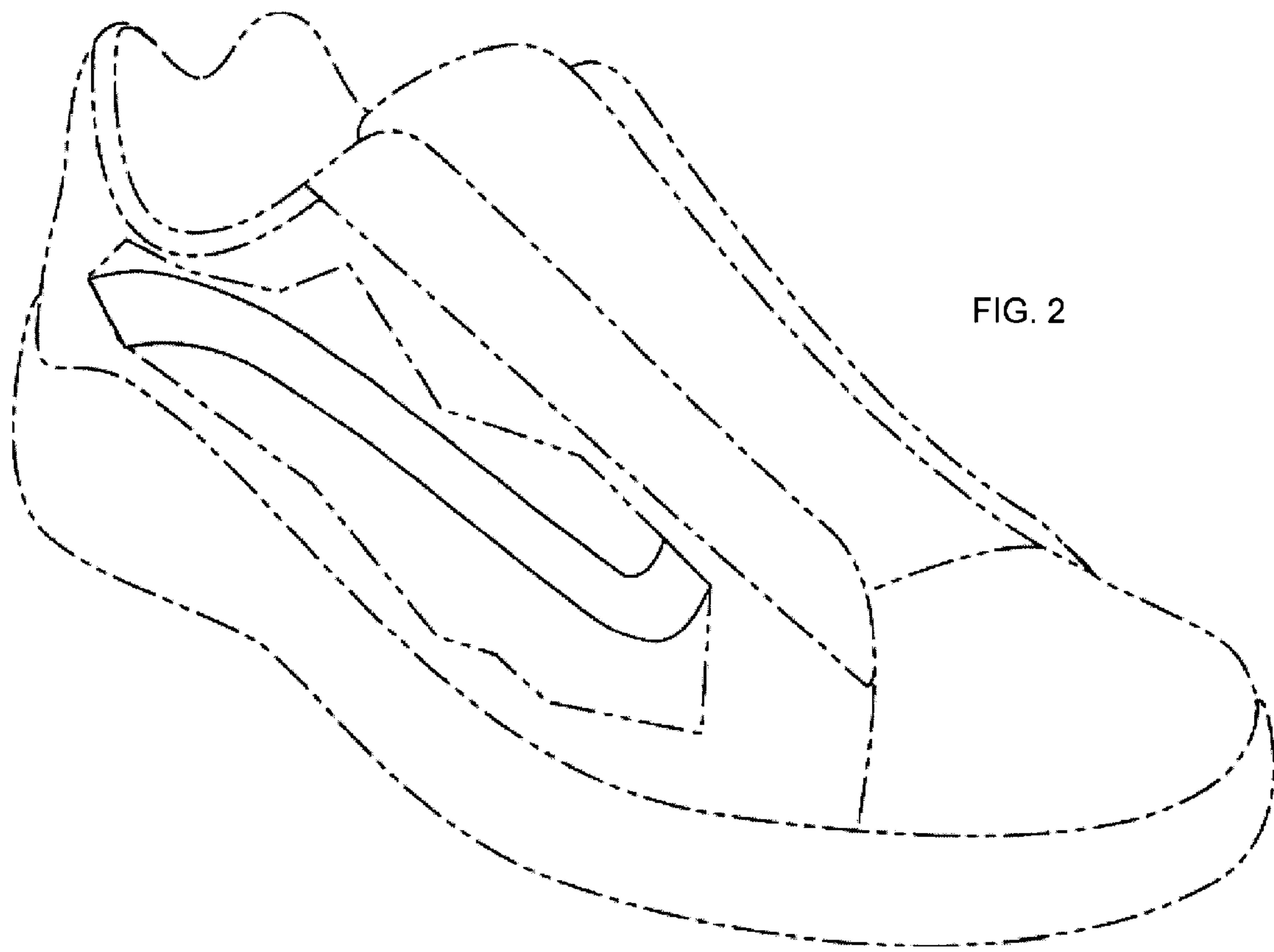


FIG. 2




FIG. 3

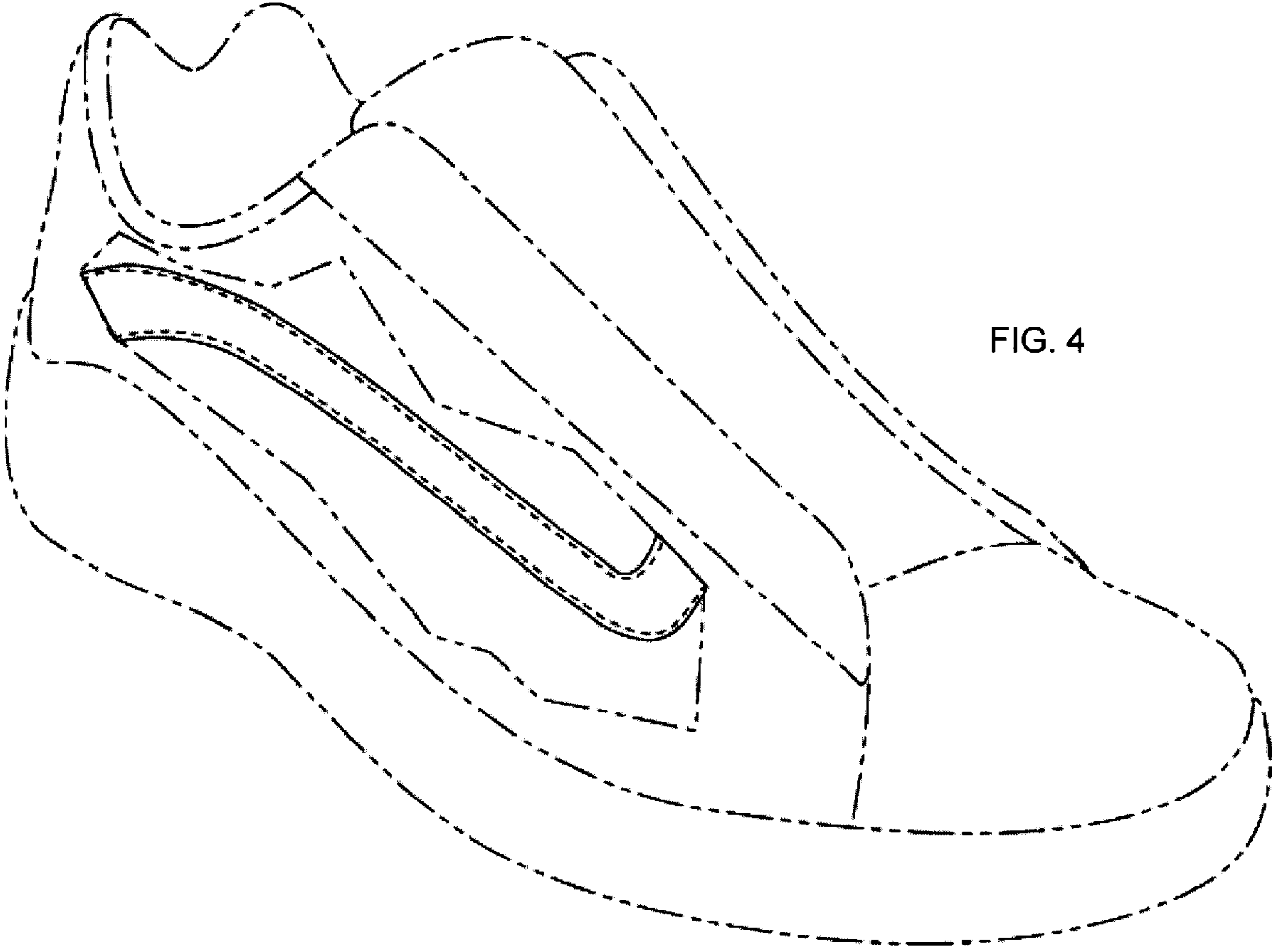


FIG. 4