



US00D520223S

(12) **United States Design Patent**  
**Burg**

(10) **Patent No.:** **US D520,223 S**

(45) **Date of Patent:** **\*\* May 9, 2006**

- (54) **FOOTWEAR UPPER**
- (75) Inventor: **Christjane Burg**, Ventura, CA (US)
- (73) Assignee: **Global Brand Marketing, Inc.**, Santa Barbara, CA (US)
- (\*\*) Term: **14 Years**
- (21) Appl. No.: **29/231,321**
- (22) Filed: **Jun. 3, 2005**
- (51) **LOC (8) Cl.** ..... **02-99**
- (52) **U.S. Cl.** ..... **D2/969**
- (58) **Field of Classification Search** ..... D2/902,  
D2/907, 908, 943, 944, 969, 972-974; 36/45,  
36/50.1, 77 M, 77 R, 83, 88, 113, 114, 126-131  
See application file for complete search history.

- D368,799 S \* 4/1996 Lozano ..... D2/969
- D369,672 S 5/1996 Tanaka
- D387,893 S 12/1997 Bathum
- D414,022 S 9/1999 Lozano
- D421,831 S 3/2000 McDowell
- D440,033 S 4/2001 Neely
- D452,606 S 1/2002 Lozano
- D463,901 S 10/2002 Adams
- D467,060 S 12/2002 Randesi
- D472,043 S 3/2003 Kuerbis
- D473,702 S 4/2003 Burg
- D474,585 S 5/2003 Cooper
- D475,189 S 6/2003 Laberge
- D478,714 S 8/2003 Recchi
- D486,298 S 2/2004 Adams

\* cited by examiner

*Primary Examiner*—Dominic Simone  
(74) *Attorney, Agent, or Firm*—Jeffer Mangels Butler & Marmaro, LLP

(56) **References Cited**  
U.S. PATENT DOCUMENTS

- D68,214 S 9/1925 McDonald
- D69,062 S 12/1925 Bommer
- D73,143 S 7/1927 Oakley
- D81,915 S 9/1930 Burchfield
- D113,620 S 3/1939 Cairns
- D201,865 S 8/1965 Bingham
- D213,416 S 3/1969 Dittmar, Jr.
- D266,285 S 9/1982 Vermonet
- D266,372 S 10/1982 Stubblefield
- D266,542 S 10/1982 Famolare, Jr.
- D325,290 S \* 4/1992 Hatfield ..... D2/973
- D341,703 S \* 11/1993 Hatfield et al. .... D2/973
- D348,148 S 6/1994 Limauro
- D356,206 S 3/1995 Martin
- D357,575 S 4/1995 Dahlsten
- D358,021 S 5/1995 Vestuti
- D360,520 S \* 7/1995 Bailey ..... D2/969
- D360,973 S \* 8/1995 Bailey ..... D2/969
- D363,151 S 10/1995 Vitrac
- D365,438 S 12/1995 Orzeck

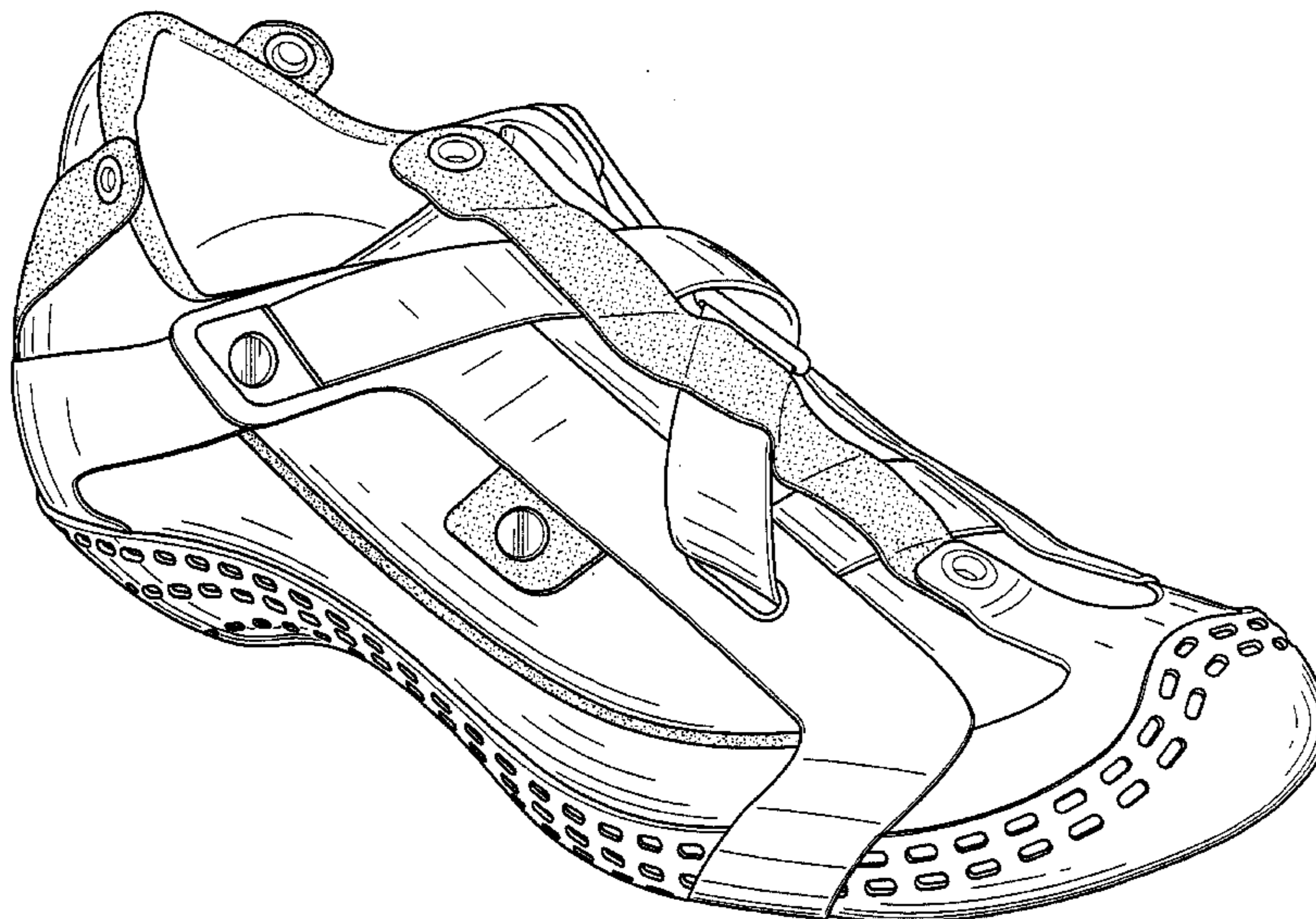
(57) **CLAIM**

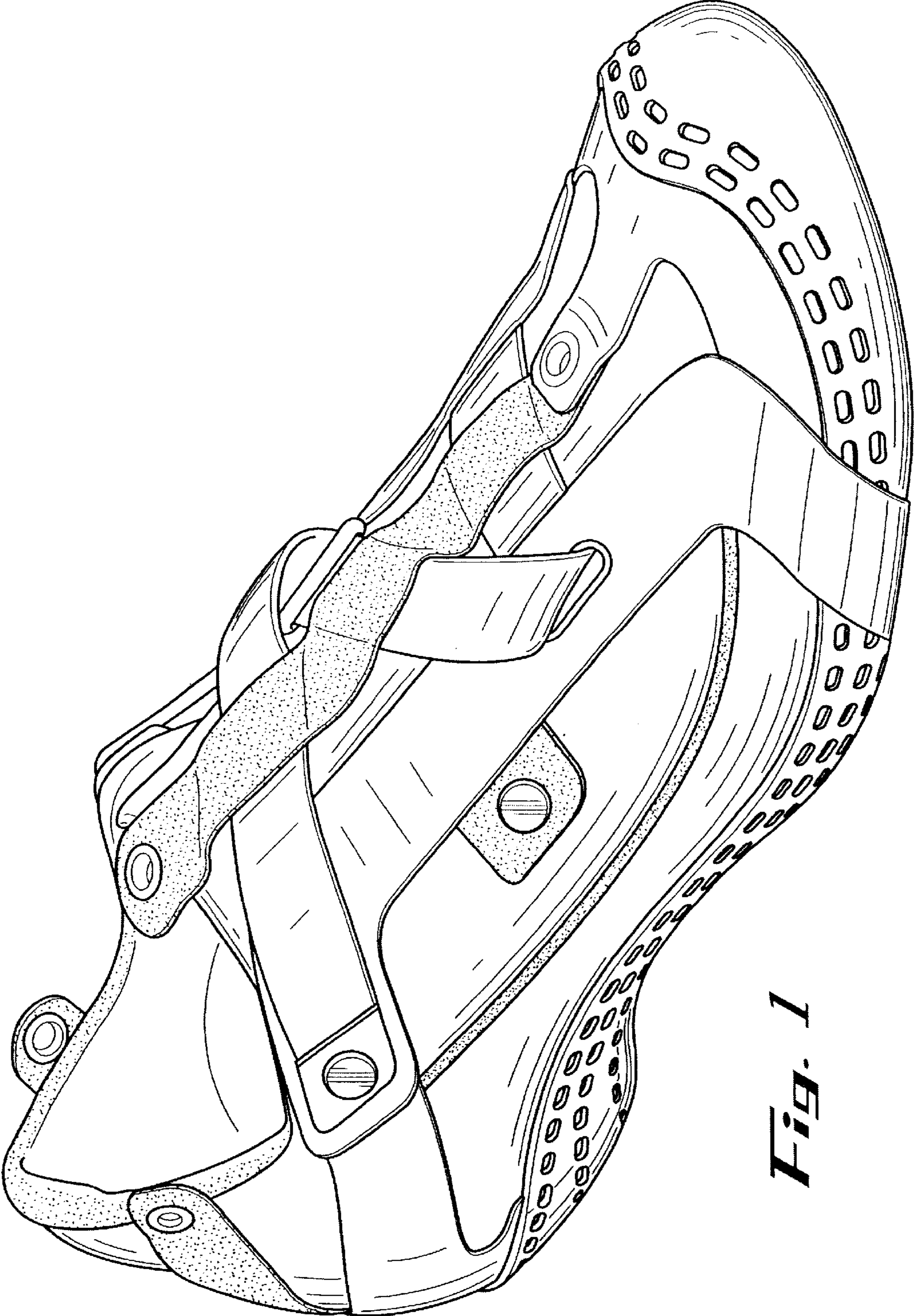
The ornamental design for a footwear upper, as shown and described.

**DESCRIPTION**

FIG. 1 is a perspective view of a preferred embodiment of the footwear upper;  
FIG. 2 is a front elevational view thereof;  
FIG. 3 is a rear elevational view thereof;  
FIG. 4 is a left side elevational view thereof;  
FIG. 5 is a right side elevational view thereof;  
FIG. 6 is a top plan view thereof; and,  
FIG. 7 is a bottom plan view thereof.  
The broken lines shown at the bottom of FIGS. 2, 5 and 7 are provided only to indicate the boundary of the claimed design. The broken lines and the area lying within them form no part of the claimed design.

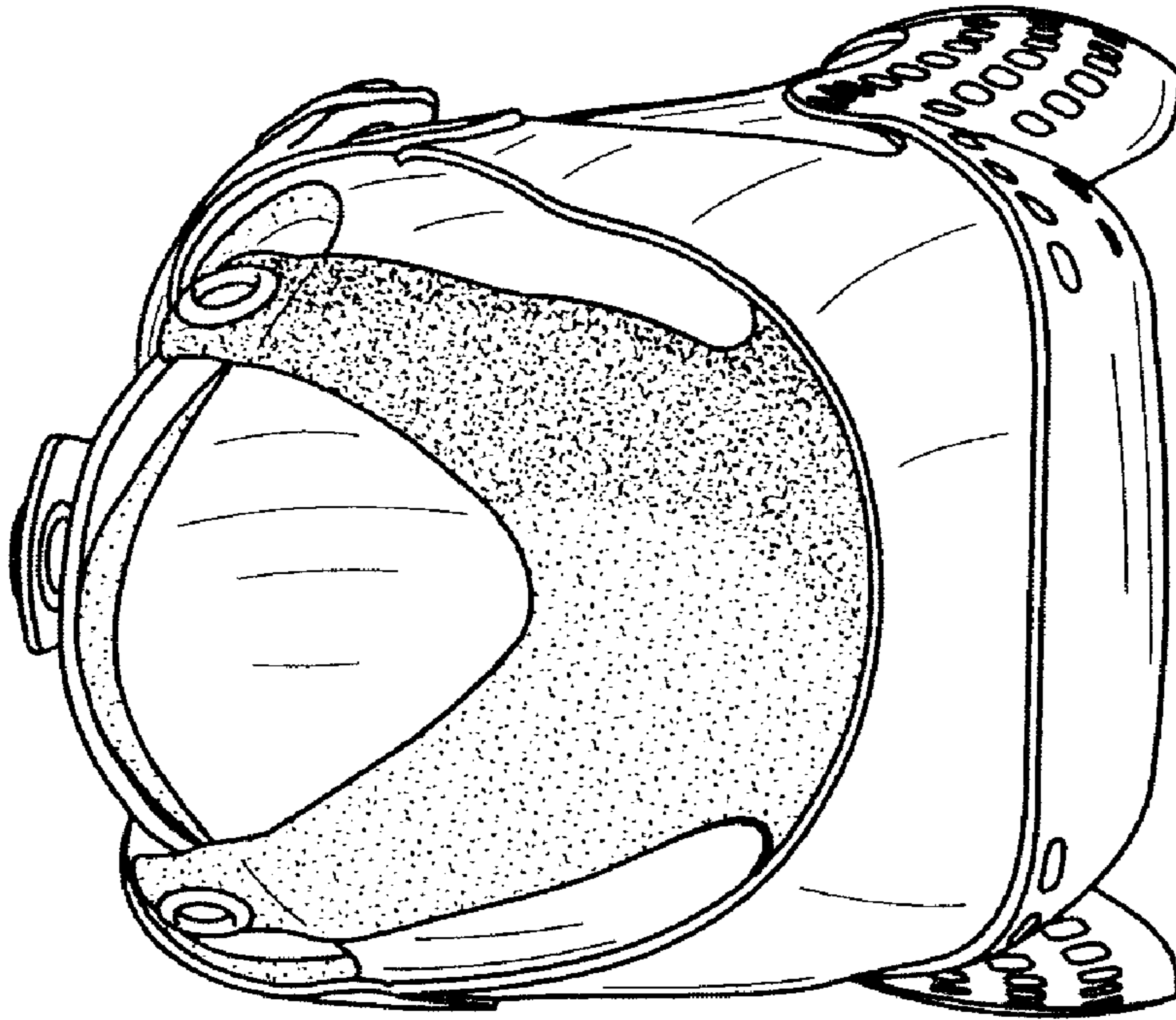
**1 Claim, 6 Drawing Sheets**



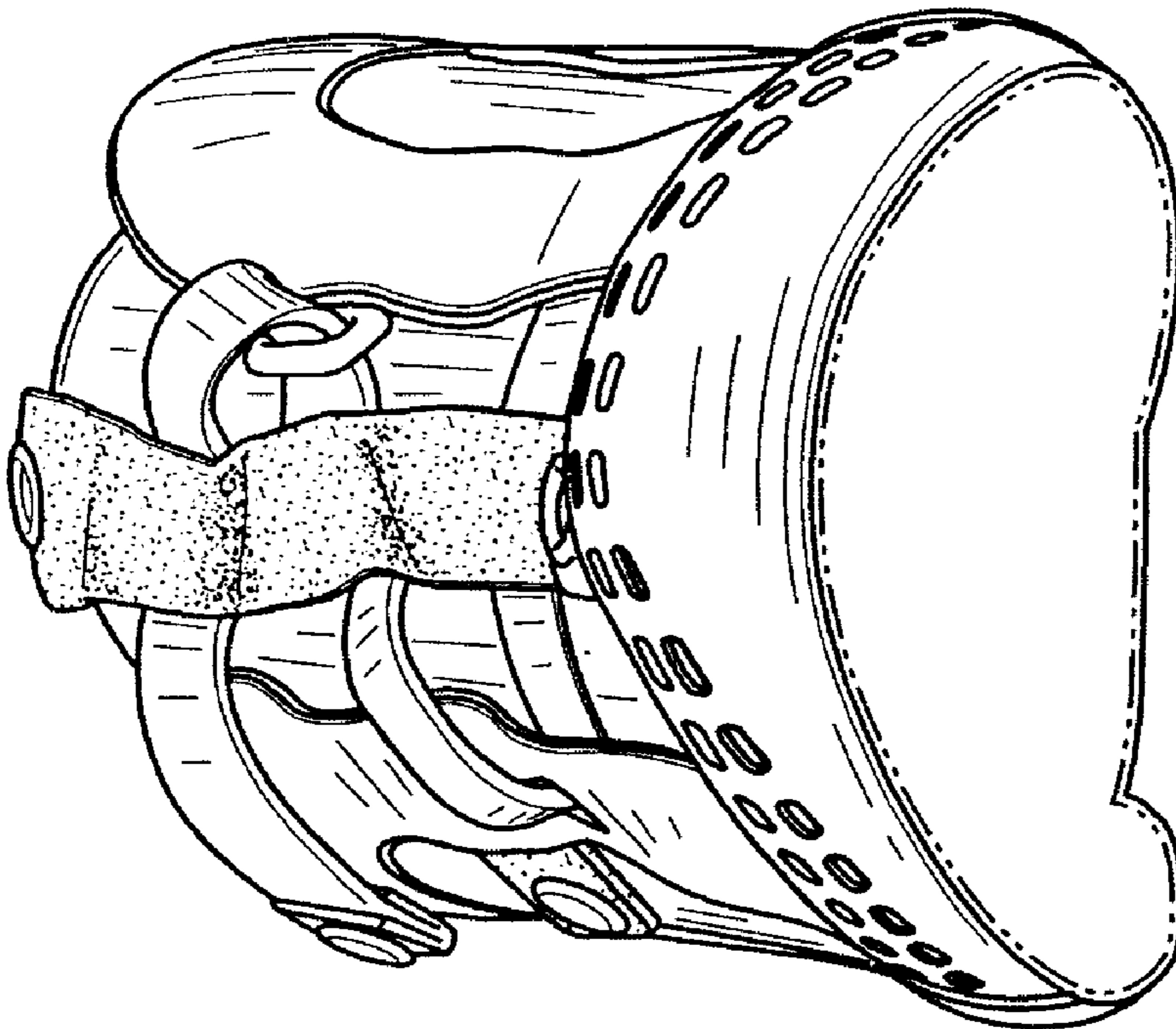


**Fig. 1**

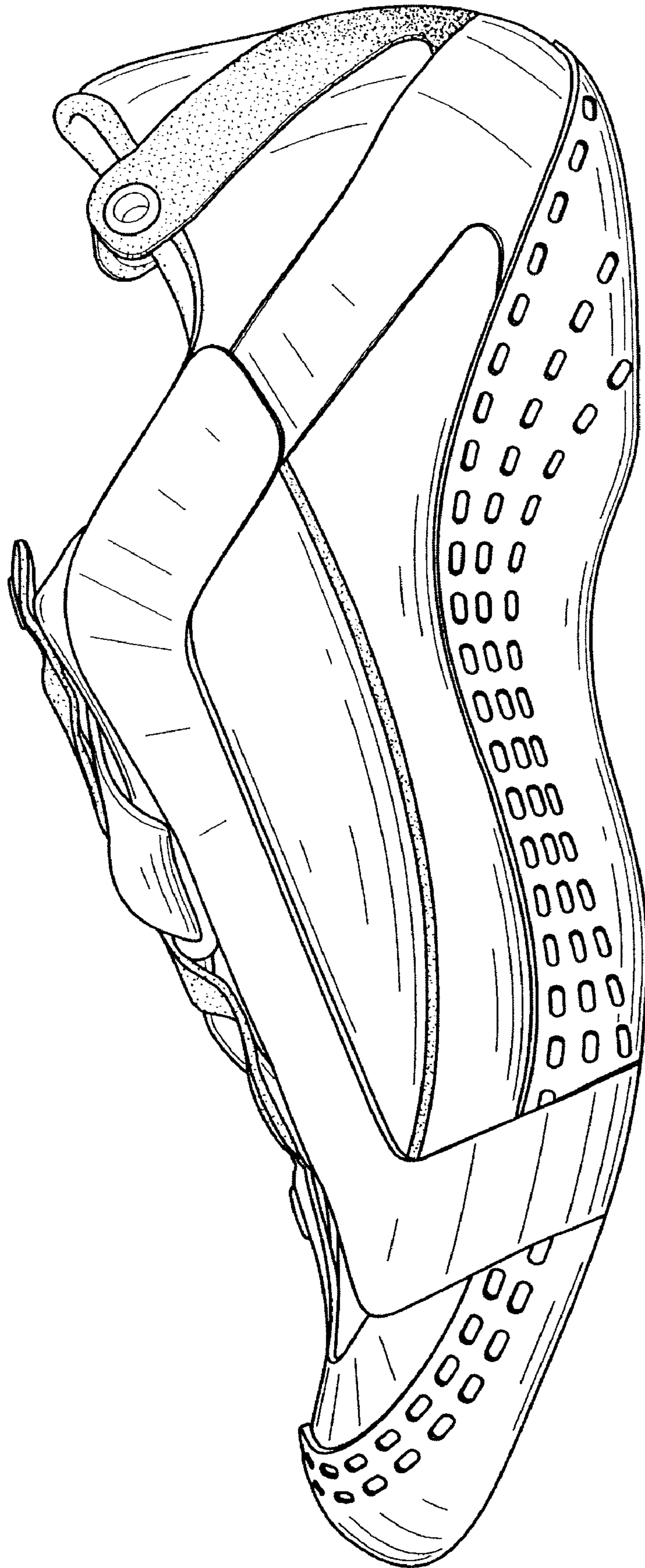




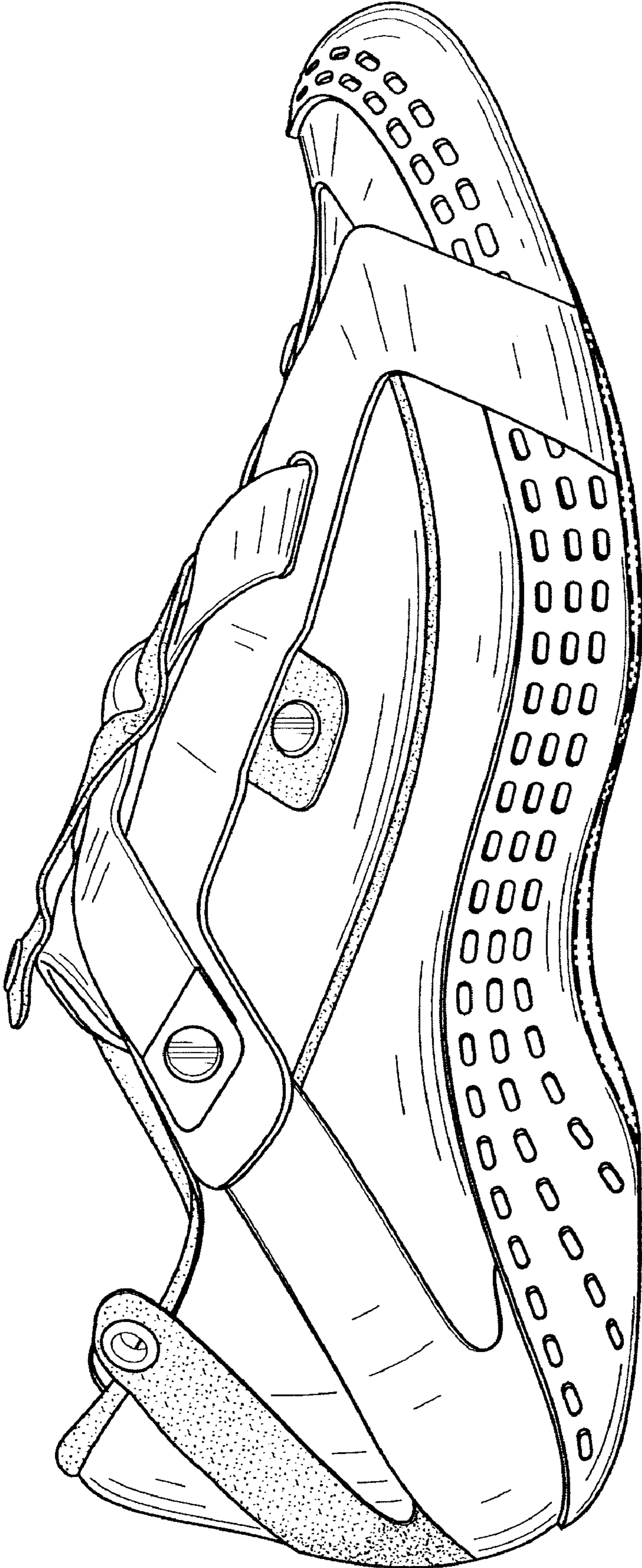
*Fig. 1*



*Fig. 2*

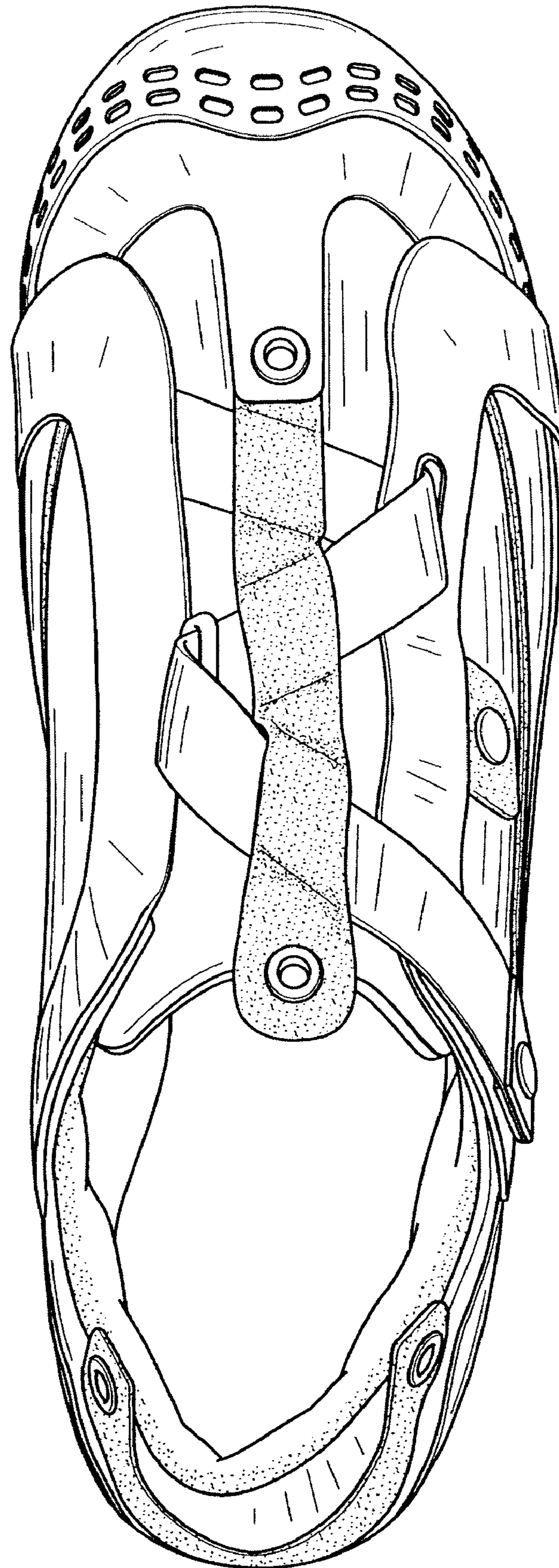


*Fig. 4*

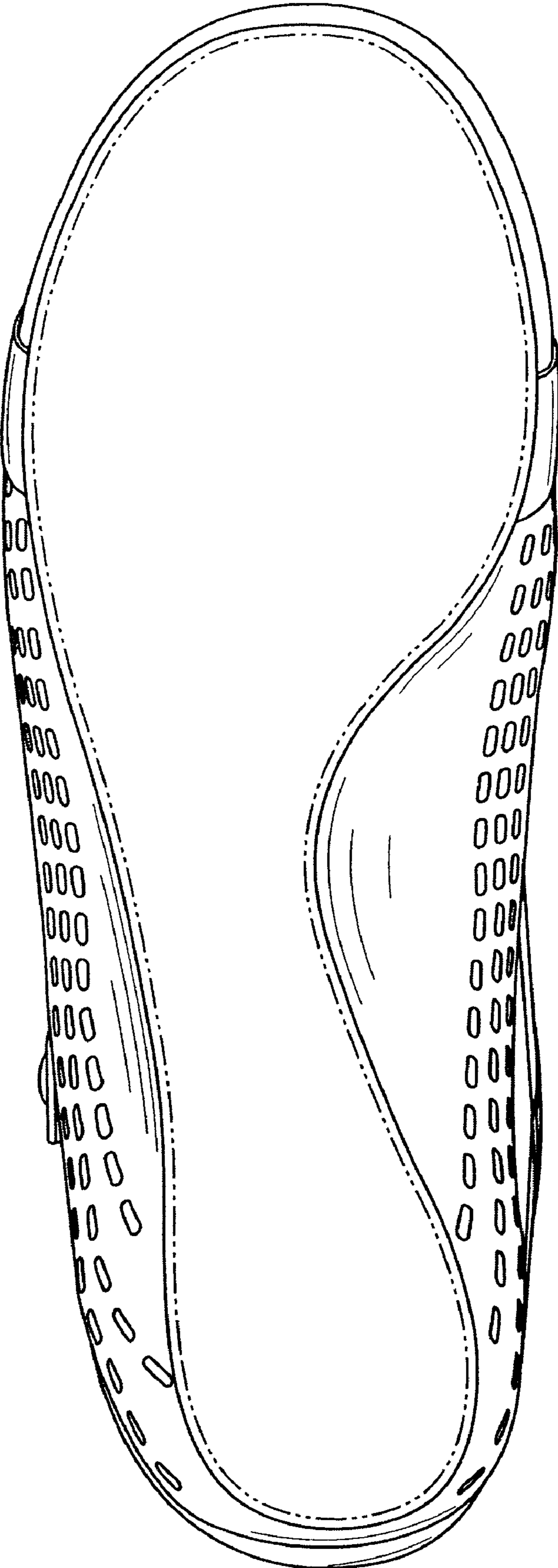


*Fig. 5*





*Fig. 6*



*Fig. 1*