



US00D520221S

(12) **United States Design Patent** (10) **Patent No.:** **US D520,221 S**
Bray, Jr. et al. (45) **Date of Patent:** **** May 9, 2006**

(54) **CONTOURED FOOTBED**

(75) Inventors: **Walter Thomas Bray, Jr.**,
 Reynoldsburg, OH (US); **Theresa Stewart**,
 Columbus, OH (US)

(73) Assignee: **R.G. Barry Corporation**, Pickerington,
 OH (US)

(**) Term: **14 Years**

(21) Appl. No.: **29/198,389**

(22) Filed: **Jan. 28, 2004**

D276,003 S 10/1984 McAbery
 4,508,774 A 4/1985 Grabhoefer et al.
 4,513,518 A 4/1985 Jalbert et al.
 D284,901 S * 8/1986 Tilles D2/961
 4,627,177 A 12/1986 Meyers
 4,633,877 A 1/1987 Pendergast
 4,674,204 A 6/1987 Sullivan et al.
 D294,537 S 3/1988 Le
 4,741,951 A 5/1988 Ricciardi et al.
 4,760,655 A 8/1988 Mauch
 4,864,740 A 9/1989 Oakley
 5,146,698 A 9/1992 Tilles et al.

(Continued)

Related U.S. Application Data

(62) Division of application No. 29/165,183, filed on Aug. 5,
 2002, now Pat. No. Des. 490,970.

(51) **LOC (8) Cl.** **02-99**

(52) **U.S. Cl.** **D2/961**

(58) **Field of Classification Search** D2/946,
 D2/961; 36/81, 88, 91, 92, 145-147, 154,
 36/155, 166, 173, 174, 180
 See application file for complete search history.

References Cited

U.S. PATENT DOCUMENTS

D62,779 S 7/1923 Hirshfield
 D64,599 S 5/1924 Muntener
 RE18,237 E * 10/1931 Messler 36/81
 D119,742 S 4/1940 Debusschere
 D120,316 S 4/1940 Reeves
 D135,347 S 3/1943 Pierson
 D136,381 S 9/1943 Ghez et al.
 D170,768 S 11/1953 Preti
 D174,475 S 4/1955 Smith
 2,715,285 A 8/1955 Del Vecchio
 3,468,040 A 9/1969 Fukuoka
 3,766,669 A 10/1973 Pearsall
 4,020,569 A 5/1977 Fukuoka
 4,020,570 A 5/1977 Shames
 4,033,054 A 7/1977 Fukuoka
 4,124,946 A 11/1978 Tomlin
 4,129,697 A 12/1978 Schapel et al.

FOREIGN PATENT DOCUMENTS

EP 0 384 008 A2 8/1990

OTHER PUBLICATIONS

Declaration of Walter Thomas Bray, Jr. including Exhibits
A-I (Color Photographs).

Primary Examiner—Dominic Simone
(74) *Attorney, Agent, or Firm*—Merchant & Gould P.C.

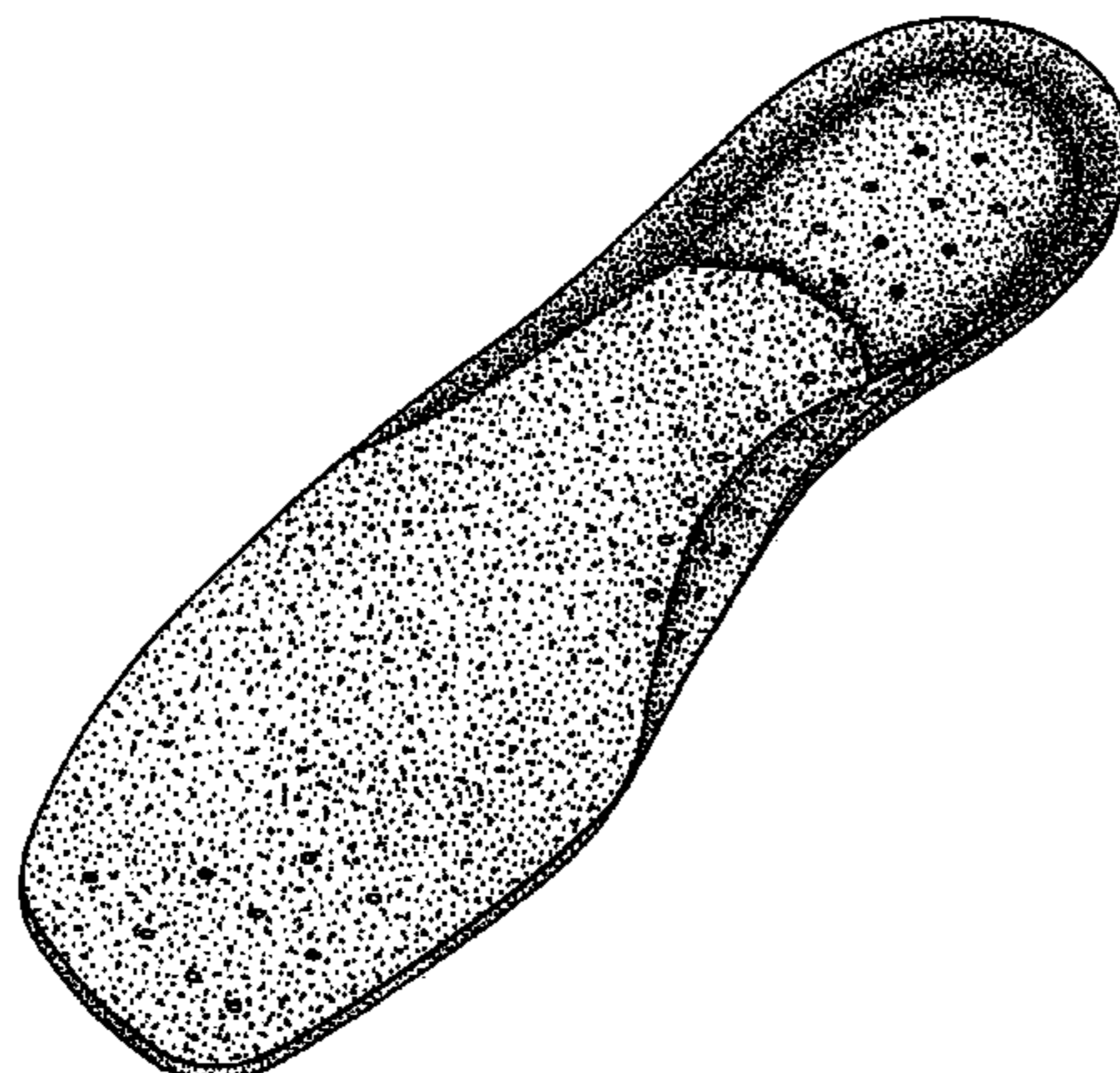
CLAIM

The ornamental design for a contoured footbed, as shown
and described.

DESCRIPTION

FIG. 1 is a perspective view of the top, side and front of our
 new design for a contoured footbed.
 FIG. 2 is a top plan view of our new contoured footbed.
 FIG. 3 is a bottom plan view of our new contoured footbed.
 FIG. 4 is a right side elevation view of our new contoured
 footbed.
 FIG. 5 is a left side elevation of our new contoured footbed.
 FIG. 6 is a front elevation view of our new contoured
 footbed; and,
 FIG. 7 is a rear elevation view of our new contoured footbed.
 The petitioners assert design rights in the mirror images of
 all embodiments made for the foot opposite the foot for
 which the illustrated embodiment is intended.

1 Claim, 5 Drawing Sheets



US D520,221 S

Page 2

U.S. PATENT DOCUMENTS

5,167,999 A	12/1992	Wang			
5,203,793 A	4/1993	Lyden			
D354,389 S	1/1995	Howlett et al.			
D354,844 S	1/1995	Rinehart			
5,392,532 A	2/1995	Bray, Jr. et al.			
5,435,077 A	7/1995	Pyle			
D366,140 S	* 1/1996	Finn	D2/961	
5,483,757 A	1/1996	Frykberg			
D366,956 S	* 2/1996	Gay	D2/961	
5,542,196 A	8/1996	Kantro			
5,544,432 A	8/1996	Kita			
5,551,173 A	9/1996	Chambers			
5,611,153 A	3/1997	Fisher et al.			
5,664,342 A	9/1997	Buchsenschuss			
5,669,162 A	9/1997	Dyer			
5,675,914 A	10/1997	Cintron			
5,718,064 A	2/1998	Pyle			
5,787,608 A	8/1998	Greenawalt			
D399,042 S	* 10/1998	Strawser et al.	D2/961	
D418,281 S	1/2000	Bray, Jr. et al.			
D423,766 S	* 5/2000	Genga	D2/961	
D426,373 S	* 6/2000	Allen et al.	D2/961	
D432,769 S	* 10/2000	Yung et al.	D2/961	
6,219,941 B1	4/2001	Kukoff			
6,226,894 B1	5/2001	Bray, Jr. et al.			
6,286,232 B1	9/2001	Snyder et al.			
6,418,642 B1	7/2002	Bigg et al.			
D485,664 S	1/2004	Bray, Jr. et al.			
D485,665 S	1/2004	Stewart et al.			
D485,666 S	1/2004	Bray, Jr. et al.			
D490,970 S	* 6/2004	Bray, Jr. et al.	D2/961	

* cited by examiner

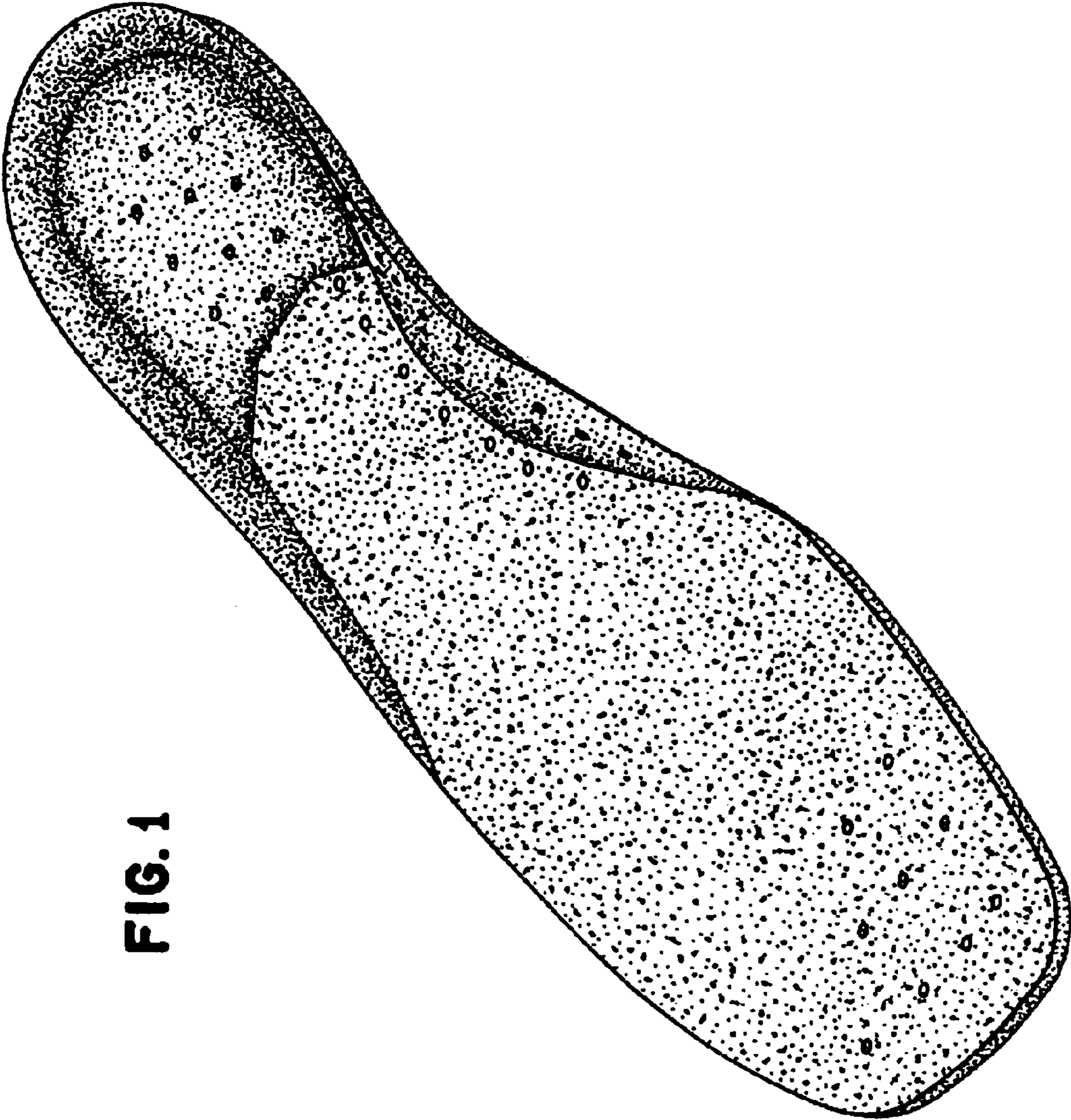


FIG. 1

FIG. 2

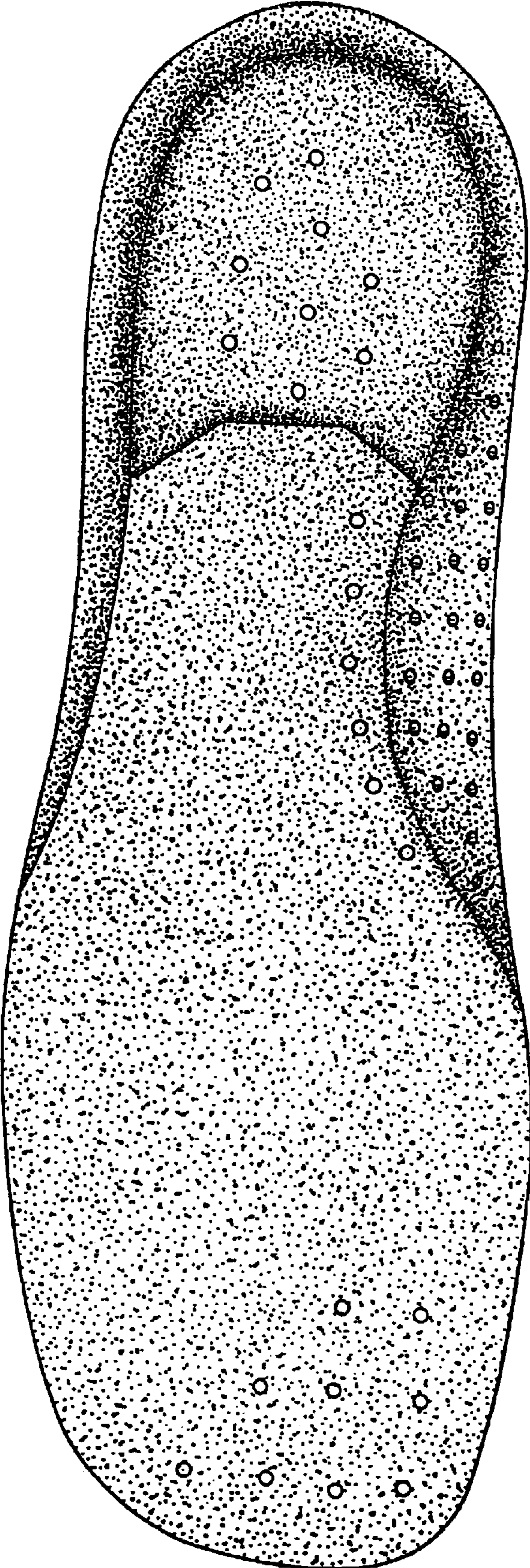


FIG. 3

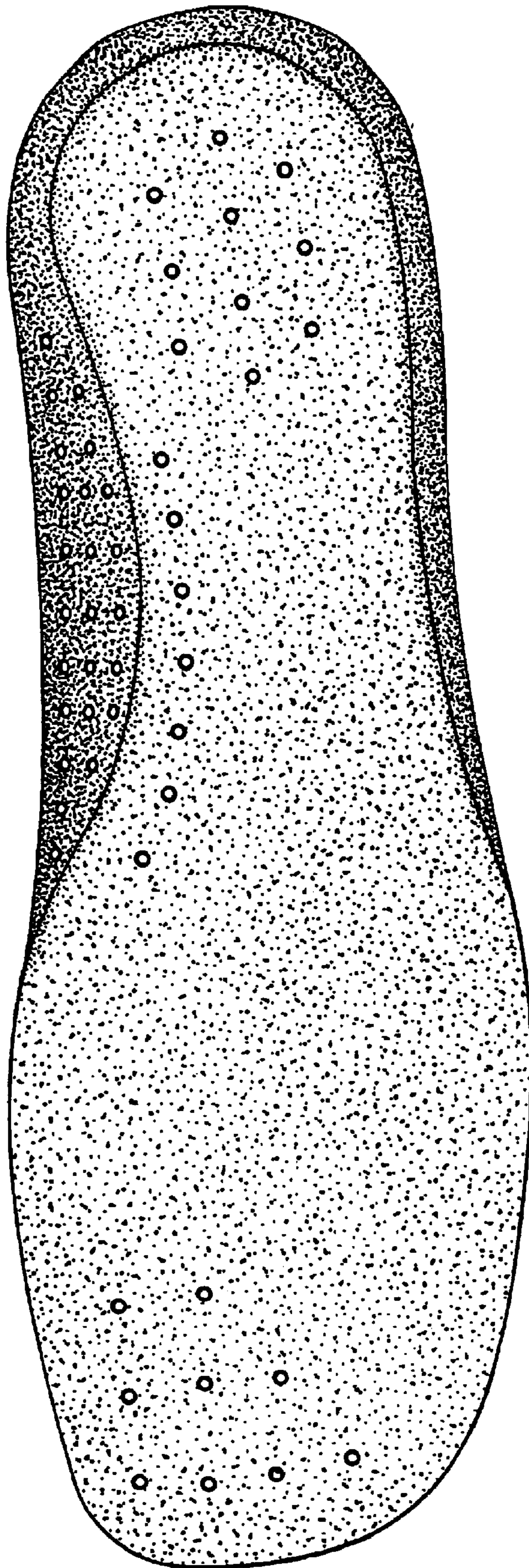


FIG. 4

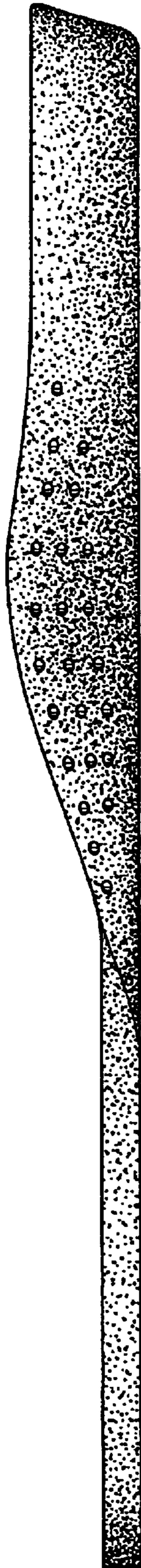


FIG. 5



FIG. 6



FIG. 7

