



US00D520199S

(12) **United States Design Patent** (10) **Patent No.:** **US D520,199 S**
Frederick et al. (45) **Date of Patent:** **** May 2, 2006**

(54) **PORTION OF A FLOOR CLEANER FOOT**

(75) Inventors: **Lynn A. Frederick**, Ravenna, OH (US); **Jeffery A. Morgan**, Cuyahoga Falls, OH (US); **Kevin E. Scheifele**, Tallmadge, OH (US); **Brent L. Burchfield**, Columbus, OH (US); **Jeffrey T. DeBord**, Worthington, OH (US); **Paul E. Hsu**, Powell, OH (US); **Duane B. Kutsch**, New Albany, OH (US)

(73) Assignee: **The Hoover Company**, North Canton, OH (US)

(**) Term: **14 Years**

(21) Appl. No.: **29/212,080**

(22) Filed: **Aug. 25, 2004**

(51) **LOC (8) Cl.** **15-05**

(52) **U.S. Cl.** **D32/32**

(58) **Field of Classification Search** D32/22, D32/25, 31-33; 15/320-322, 415.1, 410, 15/414, 354, 363, 366, 383, 338, 334, 340.2, 15/412, 327.5; D23/311

See application file for complete search history.

(56) **References Cited**

U.S. PATENT DOCUMENTS

- D336,953 S * 6/1993 Smith, Jr. D23/311
- D354,593 S 1/1995 Koike
- D383,574 S 9/1997 Saimen et al.
- D420,475 S 2/2000 Yuen
- D457,278 S * 5/2002 Alford et al. D32/32
- D468,875 S 1/2003 Alford et al.
- D468,876 S 1/2003 Alford et al.

- D474,315 S * 5/2003 Archer et al. D32/32
- D475,823 S * 6/2003 Medema et al. D32/32
- D478,378 S * 8/2003 Svendsen et al. D23/311
- D486,281 S 2/2004 Moine
- D506,586 S * 6/2005 Carr et al. D32/32

OTHER PUBLICATIONS

Photograph of Hoover Floormate Model H3000 floor cleaner, released Oct., 2001.

Photograph of Hoover Floormate Model H3000 floor cleaner, released Oct. 2001.

Photograph of Royal Dirtdevil Model CE5500 bare floor cleaner, released Jan. 2004.

Photograph of PENALPHA bare floor cleaner.

Photograph of PENALPHA bare floor cleaner.

* cited by examiner

Primary Examiner—Ruth McInroy

(74) *Attorney, Agent, or Firm*—A. Burgess Lowe; Michael J. Corrigan

(57) **CLAIM**

The ornamental design for a portion of a floor cleaner foot, as shown and described.

DESCRIPTION

FIG. 1 is a front elevational view of a portion of a floor cleaner foot showing our new design;

FIG. 2 is a top view thereof;

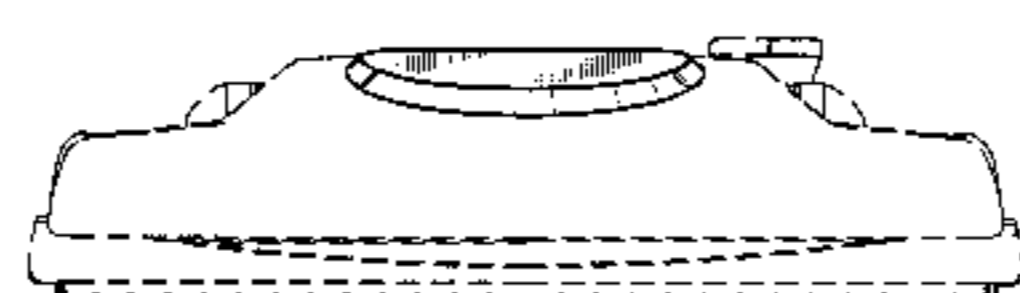
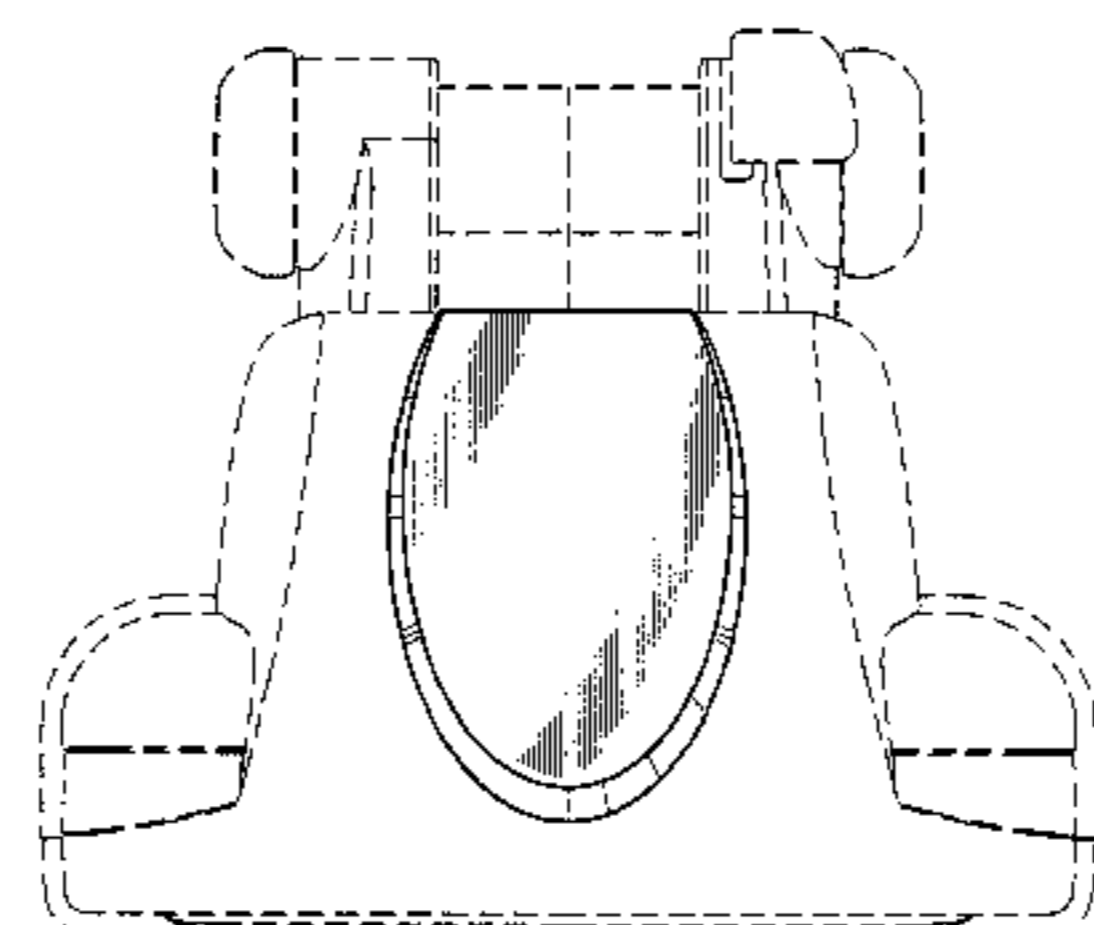
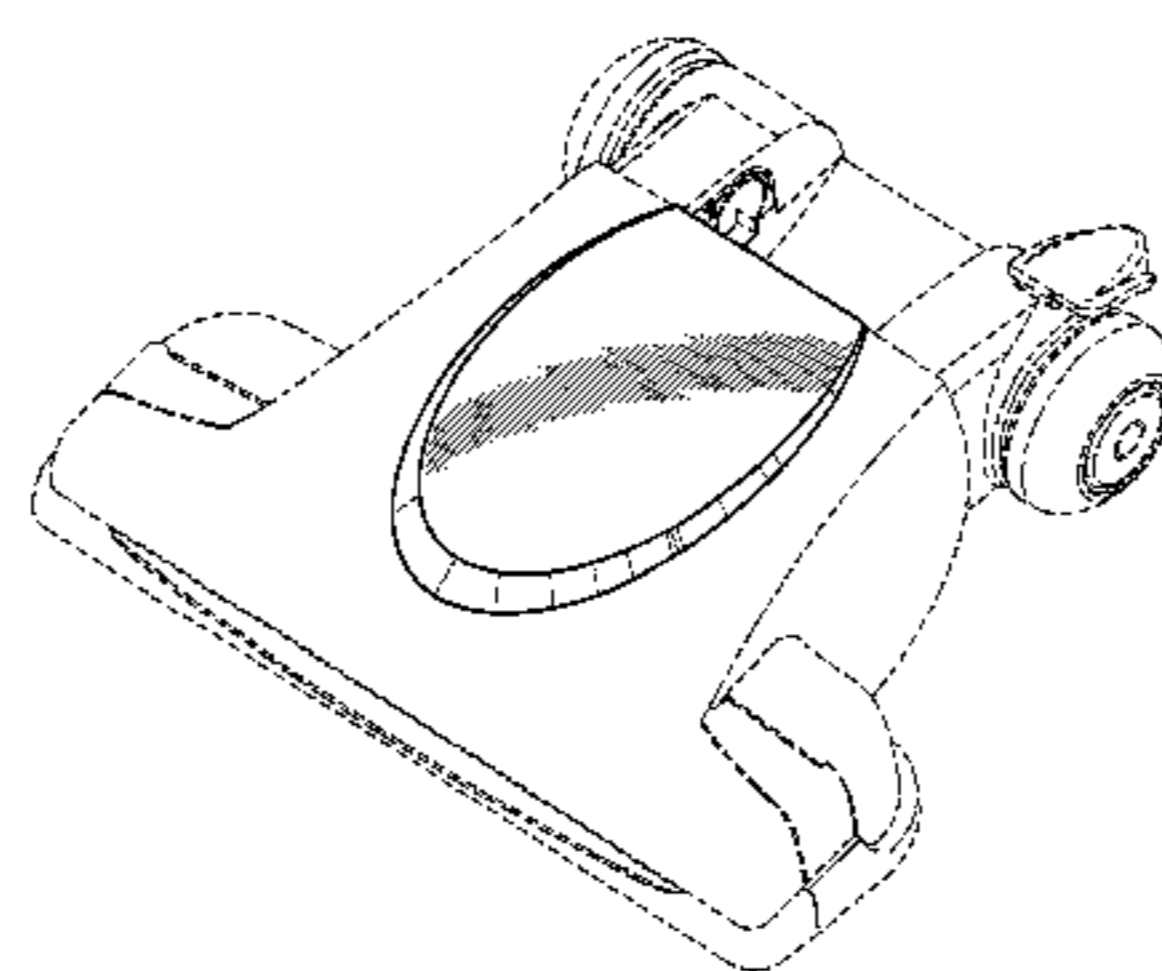
FIG. 3 is a front view thereof;

FIG. 4 is a left view thereof; and,

FIG. 5 is a right view thereof.

The details shown in broken lines form no part of the claimed design.

1 Claim, 3 Drawing Sheets



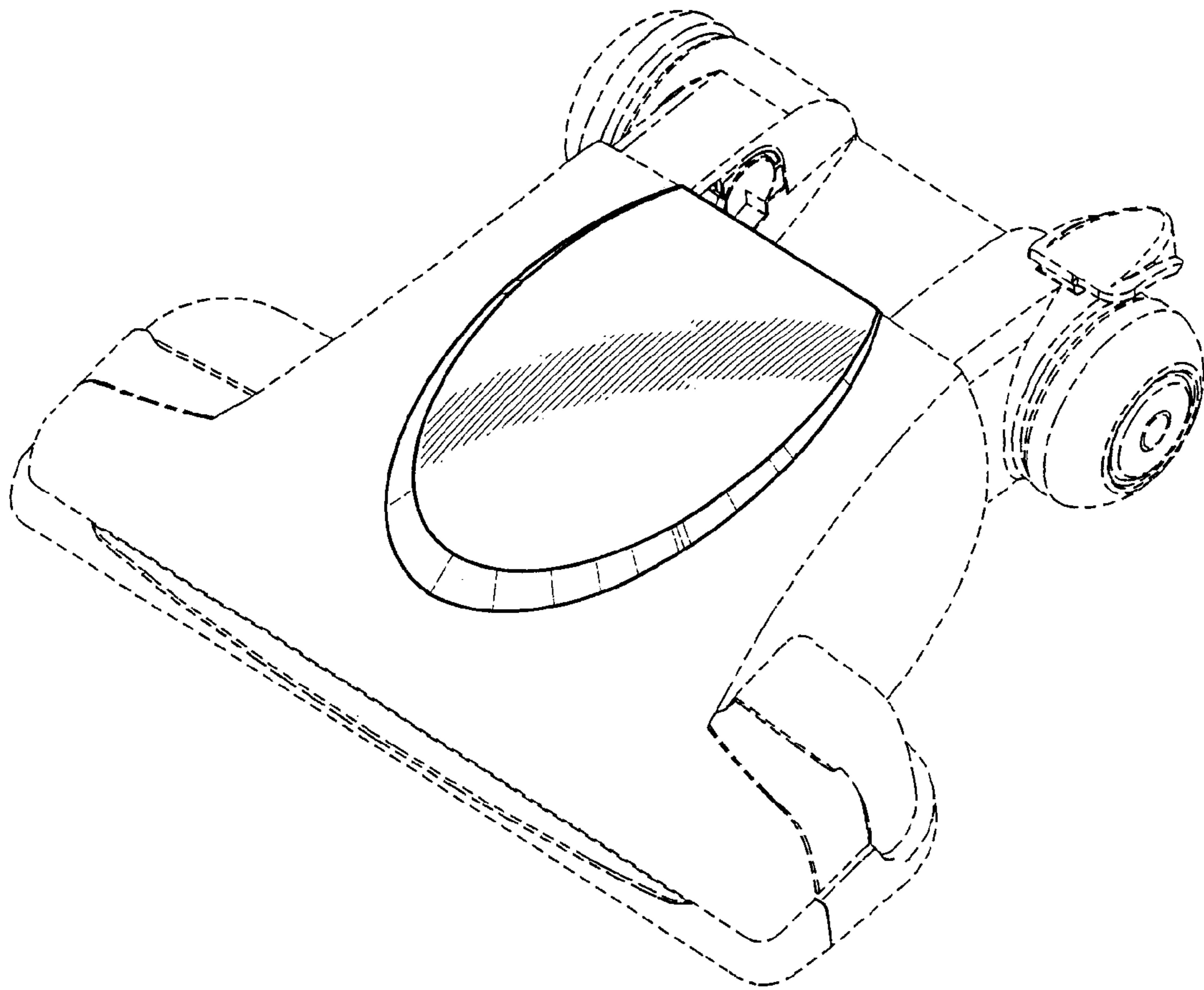


FIG-1

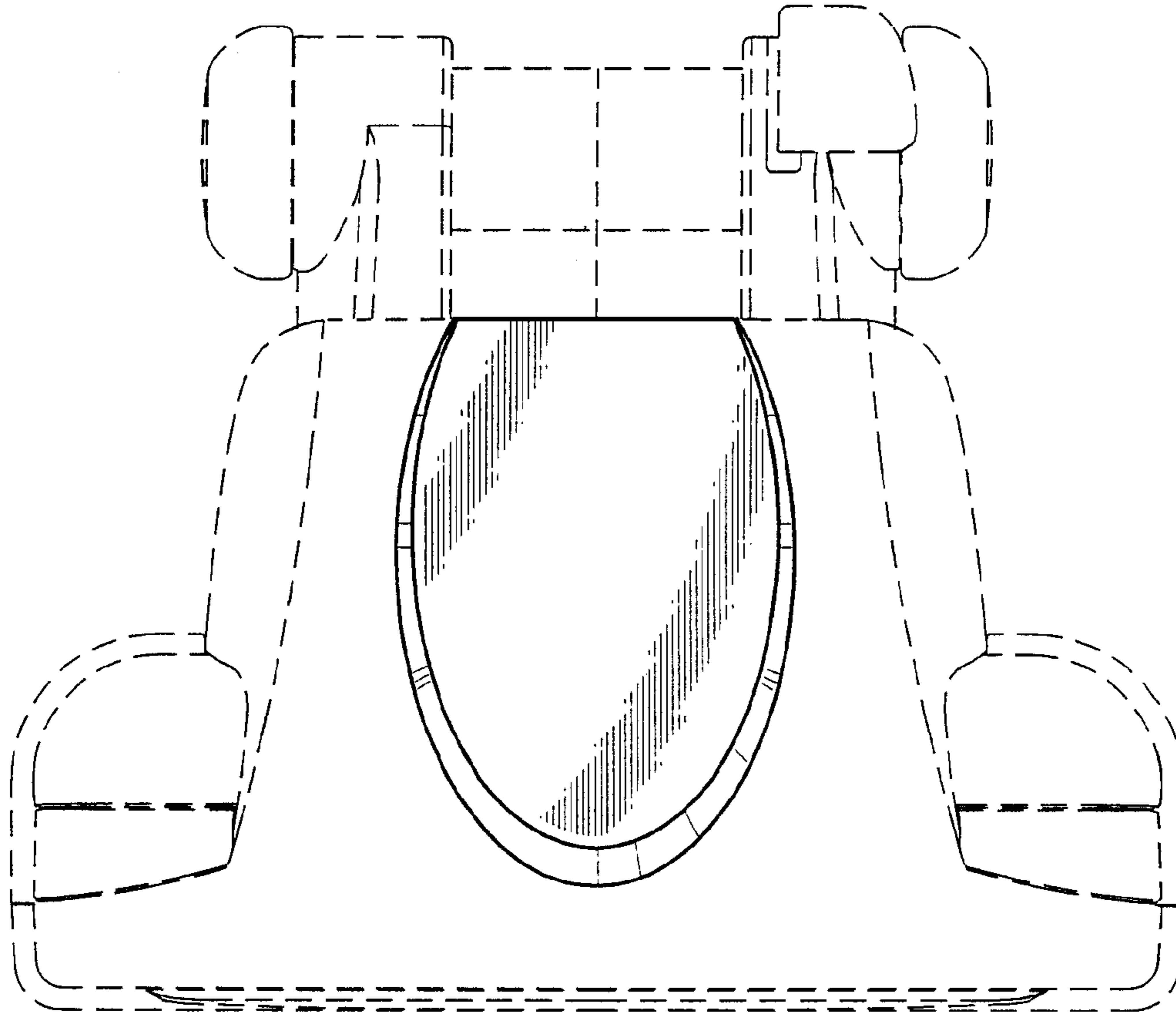


FIG-2

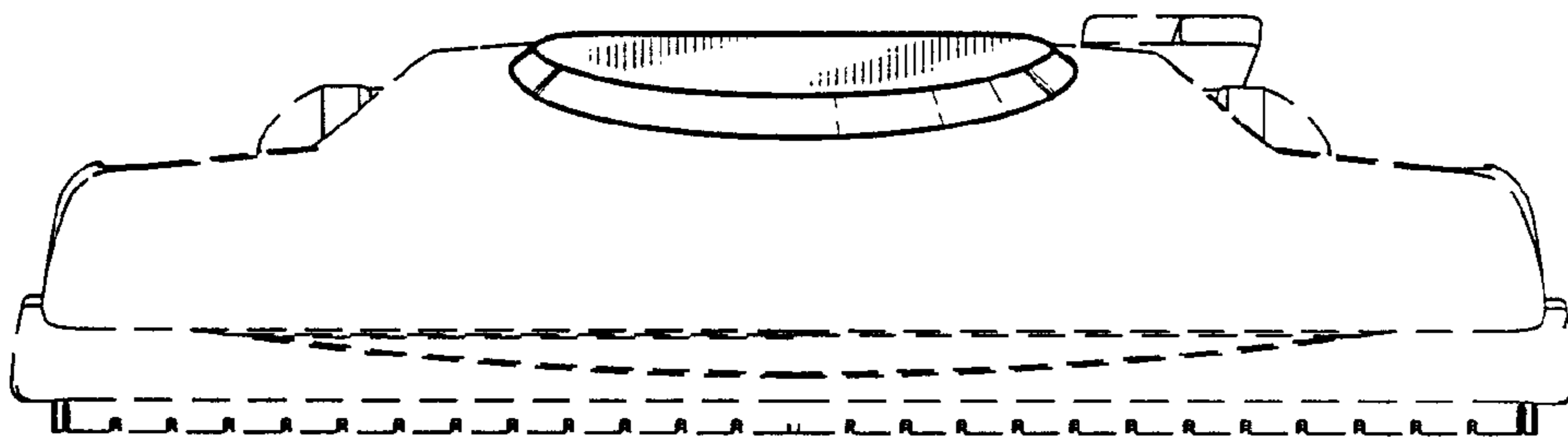


FIG-3




FIG-4

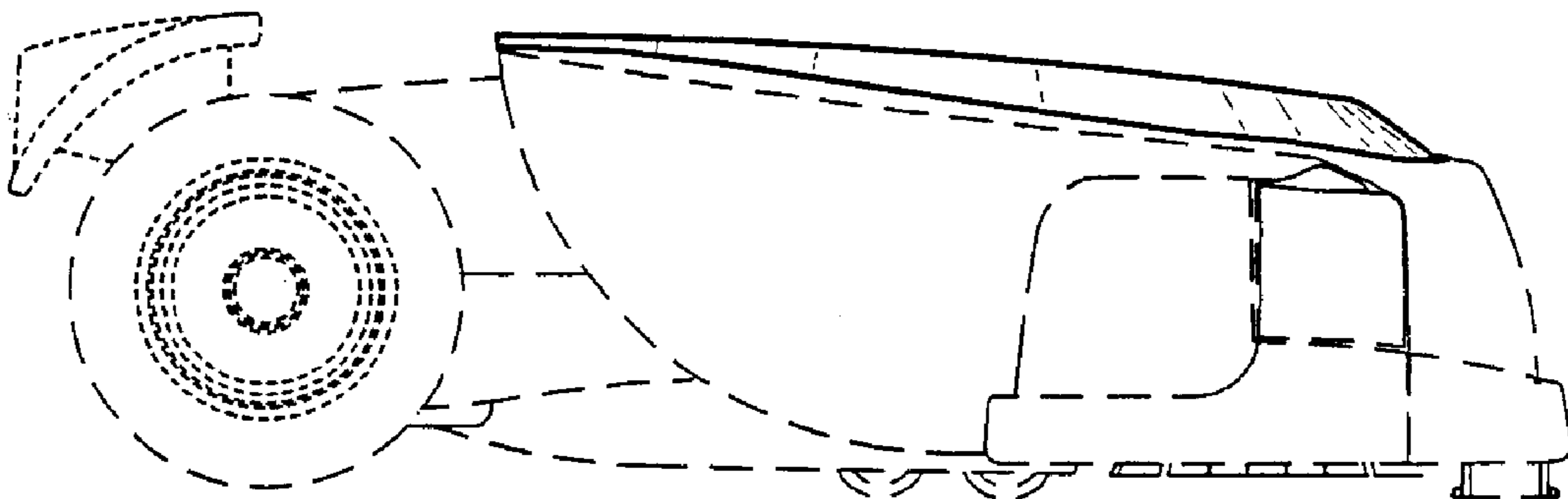


FIG-5