



US00D520190S

(12) **United States Design Patent**  
**Joyner**

(10) **Patent No.:** **US D520,190 S**  
(45) **Date of Patent:** **\*\* May 2, 2006**

(54) **COMBINED TOOL CONTAINER AND PET CARRIER**

(76) Inventor: **Jack Joyner**, P.O. Box 40399, Santa Barbara, CA (US) 93140-0399

(\*\*) Term: **14 Years**

(21) Appl. No.: **29/206,873**

(22) Filed: **Jun. 4, 2004**

(51) **LOC (8) Cl.** ..... **30-02**

(52) **U.S. Cl.** ..... **D30/108**

(58) **Field of Classification Search** ..... D30/108,  
D30/109, 111, 112, 114-119, 161, 168; D6/432,  
D6/450; D12/424; 119/28.5, 453, 459, 470,  
119/482  
See application file for complete search history.

(56) **References Cited**

**U.S. PATENT DOCUMENTS**

3,710,761	A	1/1973	Gregory	
4,546,728	A	10/1985	May	
5,065,699	A	11/1991	Marshall	
D327,044	S	* 6/1992	Smith et al.	D12/413
D330,274	S	10/1992	Smith et al.	
D330,443	S	* 10/1992	Darby	D30/109
5,169,200	A	* 12/1992	Pugh	296/37.6
D346,676	S	* 5/1994	Hopper et al.	D30/108
5,349,924	A	* 9/1994	Hooper, Jr.	119/496
D353,046	S	* 12/1994	Whitaker	D12/423
D360,491	S	* 7/1995	Campbell	D30/108
5,524,573	A	6/1996	Hart	
D372,454	S	* 8/1996	Murray, Sr.	D12/414.1
D384,934	S	* 10/1997	Grisel	D12/424
D403,129	S	12/1998	Mentz	
6,499,434	B1	12/2002	Tyler	

**OTHER PUBLICATIONS**

Publication, 2003, DeeZee Truck Catalog, Tool Boxes.

\* cited by examiner

*Primary Examiner*—Louis S. Zarfes

*Assistant Examiner*—Anhdao Doan

(74) *Attorney, Agent, or Firm*—W. D. English

(57) **CLAIM**

The ornamental design for a combined tool container and pet carrier, as shown and described.

**DESCRIPTION**

The combination tool container and pet carrier is a longitudinal box designed and configured for orientation as a conventional pickup truck tool box having a lid on top the box, and also as a mobile pet housing with an elevated bed on said lid, a recessed leash attachment element centrally disposed on the box, and with a pair of sliding doors on a front side, one said door being of solid metal to enable a pet to access the carrier, and the other said door being a screen door, for confining the pet therein as disclosed and delineated in the Claim and Drawing.

FIG. 1 depicts a perspective view of a combined tool container and pet carrier.

FIG. 2 illustrates a front, elevational view of the carrier.

FIG. 3 illustrates a top, plan view of the carrier.

FIG. 4 illustrates a rear, elevational view of the carrier.

FIG. 5 illustrates a bottom, plan view of the carrier.

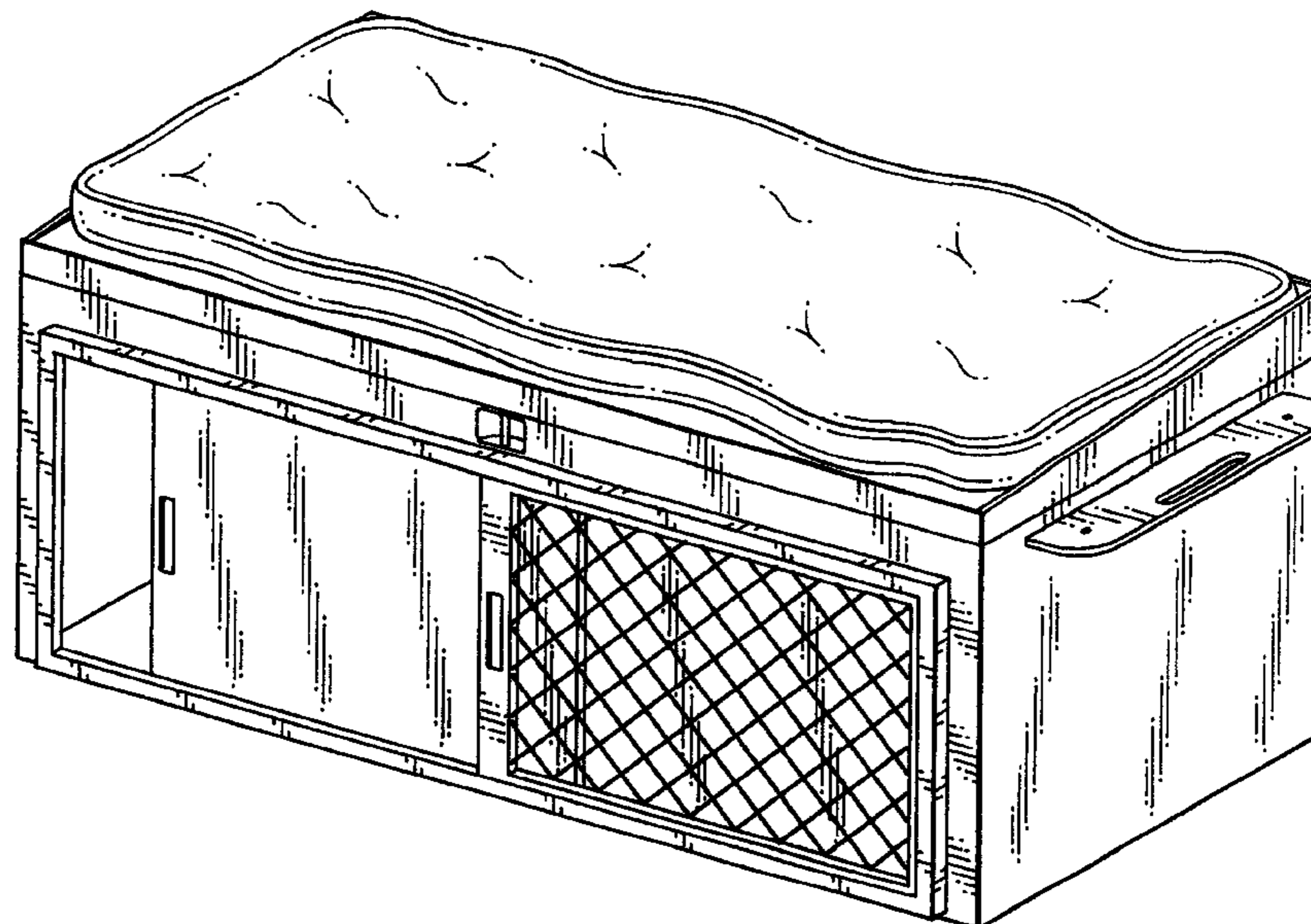
FIG. 6 illustrates a left side, elevational view of the carrier.

FIG. 7 illustrates a right side, elevational view of the carrier; and,

FIG. 8 depicts a perspective view of the carrier conventionally disposed in the bed of a pickup truck.

The broken lines are for illustrative purposes only and form no part of the claimed design.

**1 Claim, 4 Drawing Sheets**



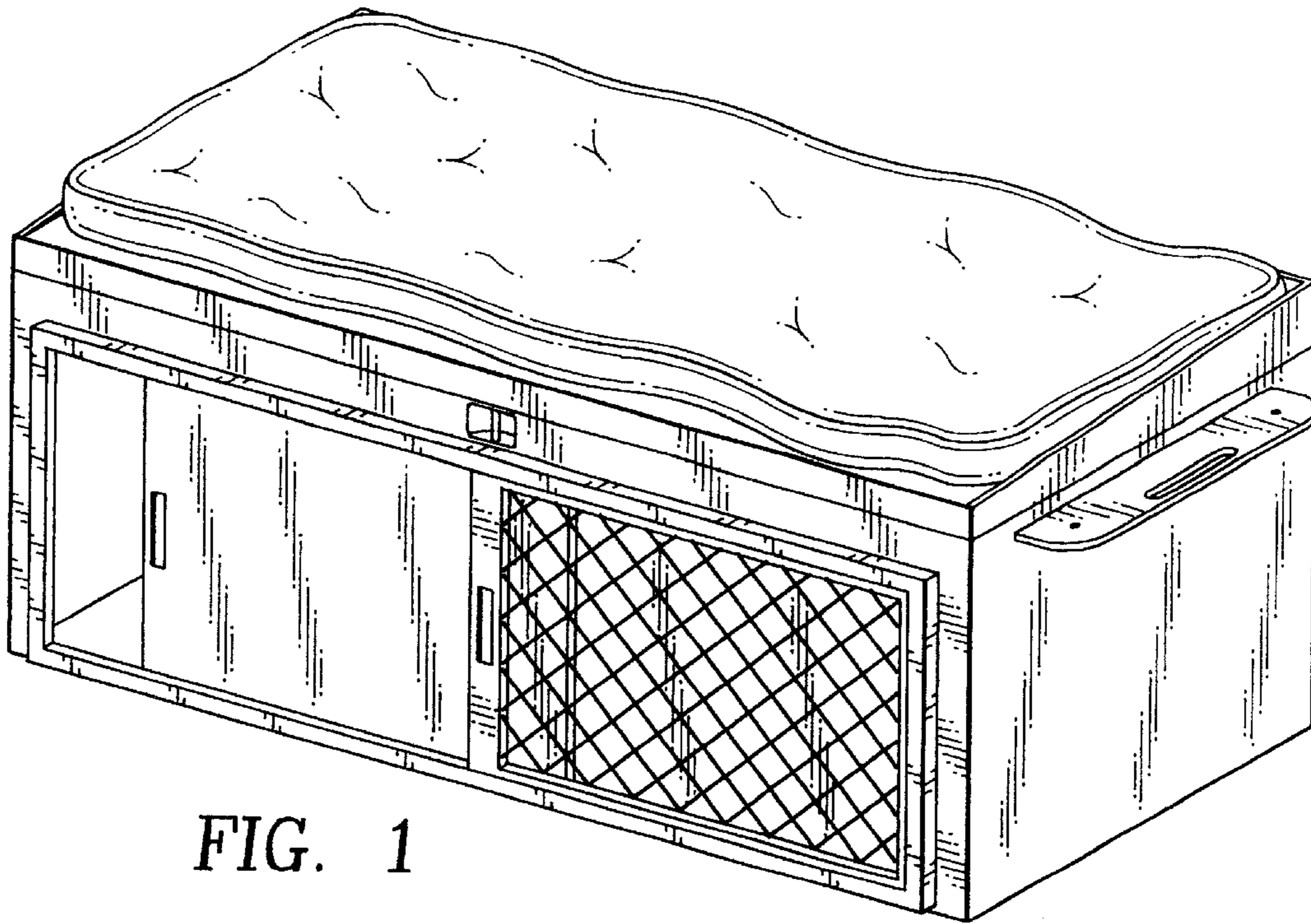


FIG. 1

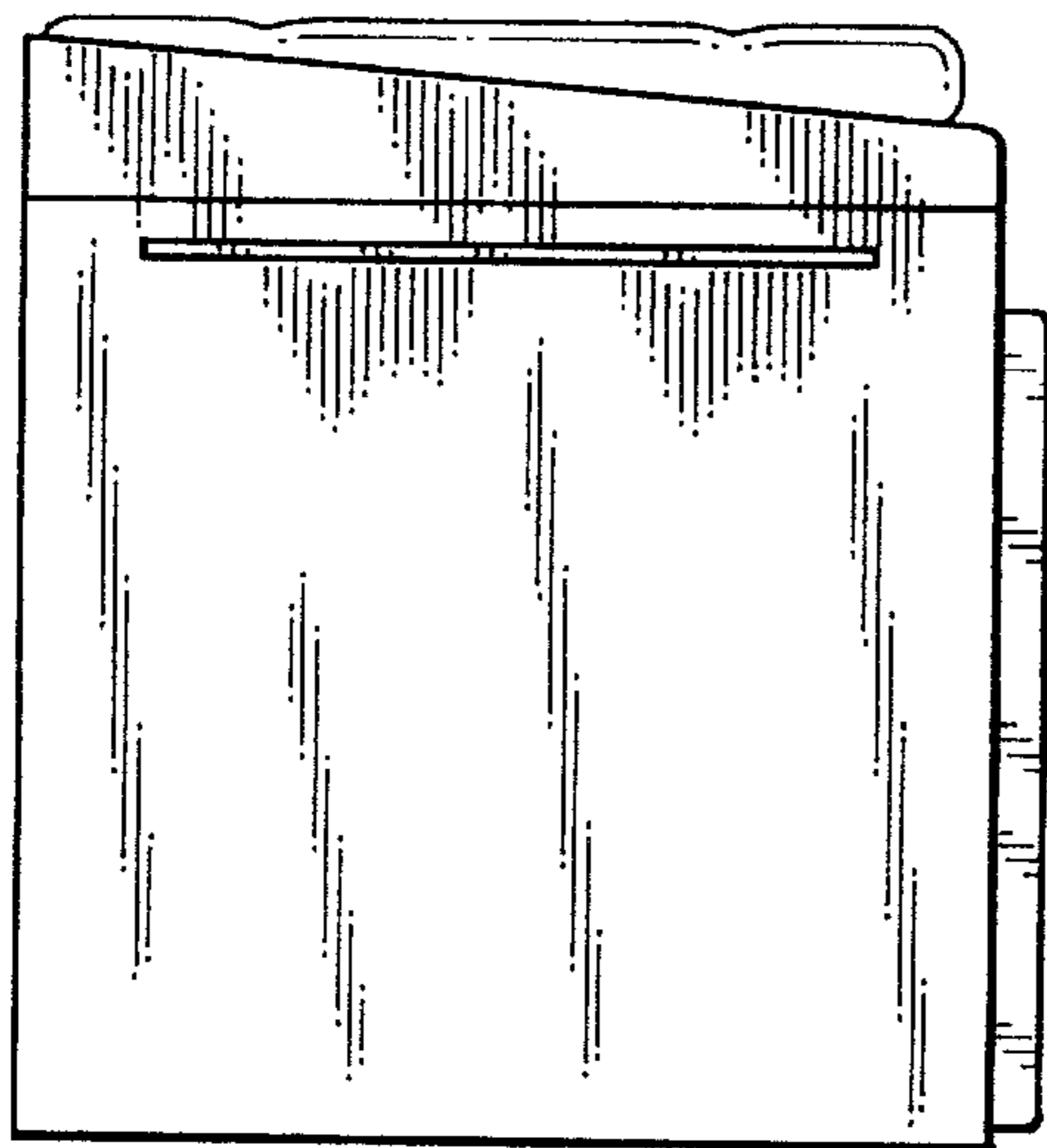


FIG. 6




FIG. 7




FIG. 2

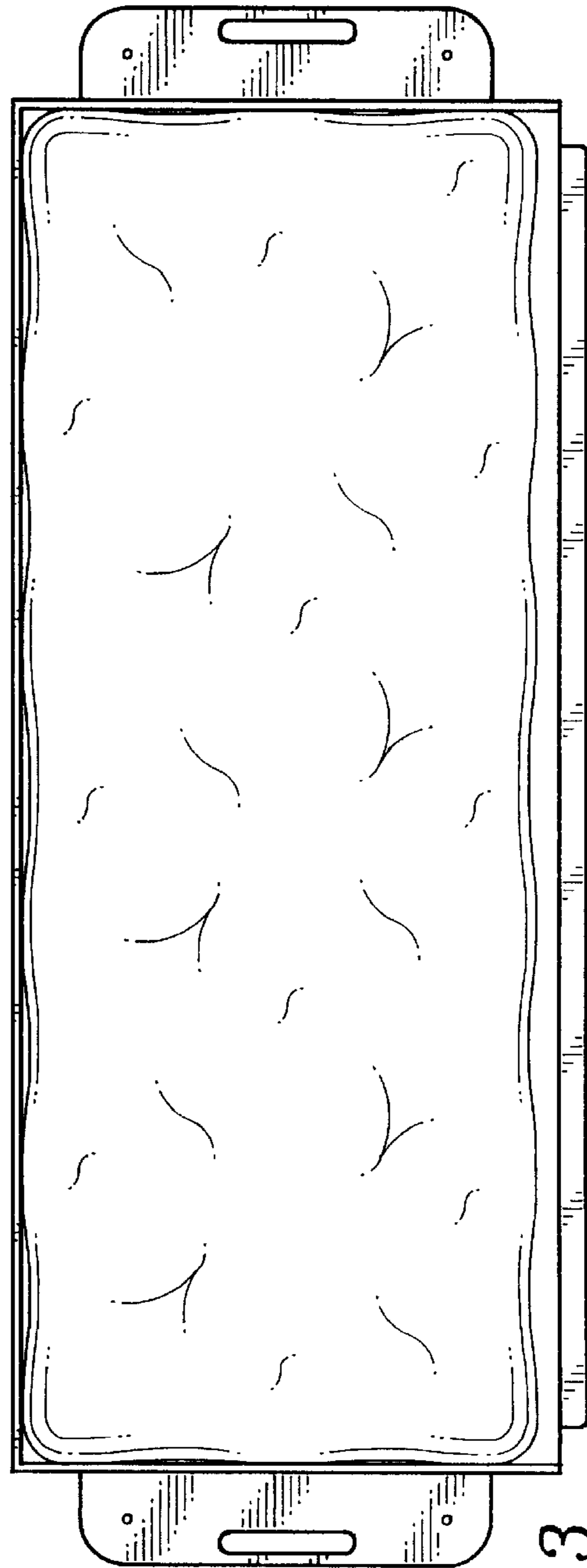


FIG. 3




FIG. 4




FIG. 5

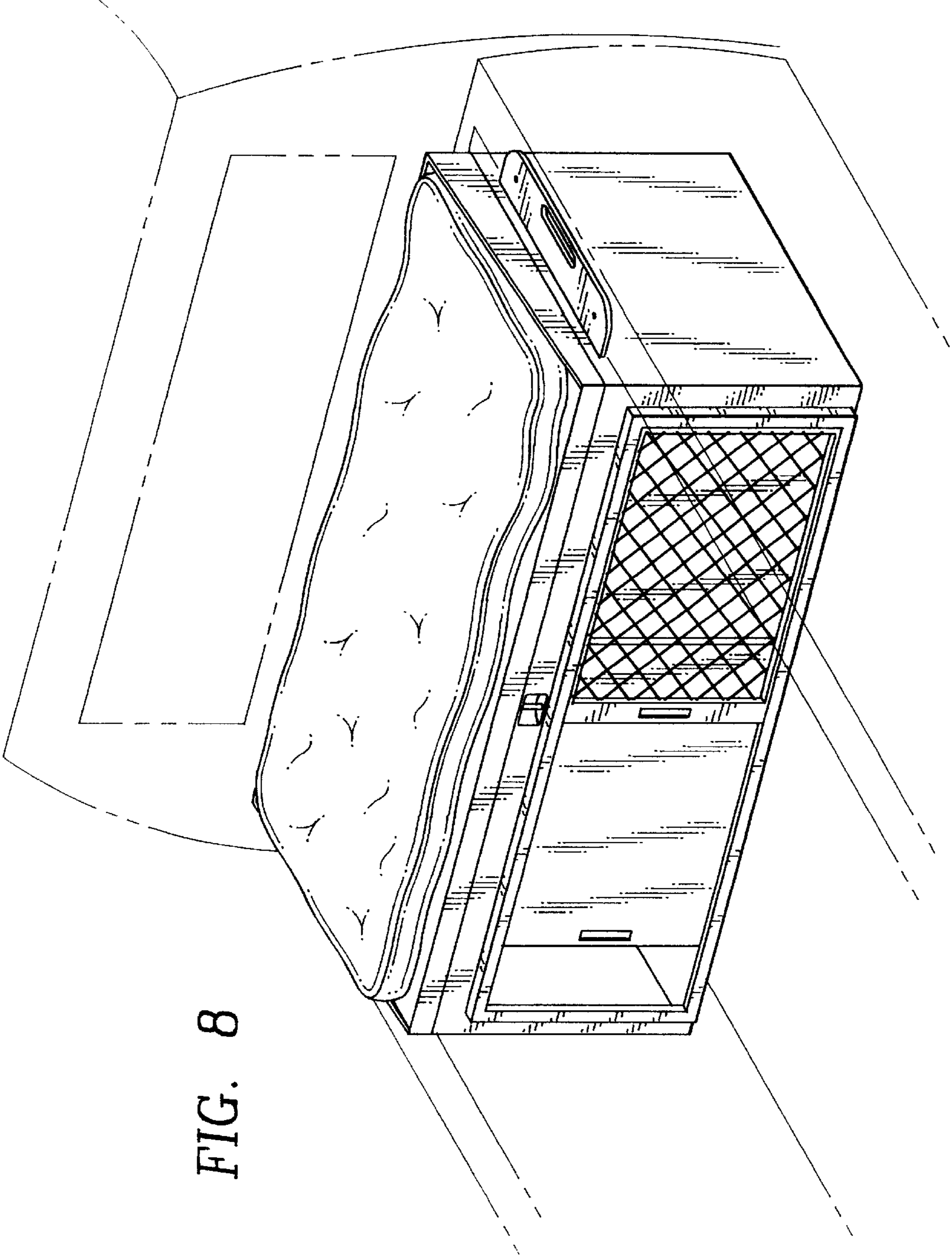


FIG. 8