



US00D520188S

(12) **United States Design Patent**
Nishiyama et al.

(10) **Patent No.:** **US D520,188 S**

(45) **Date of Patent:** **** May 2, 2006**

(54) **ELECTRIC RAZOR**

(75) Inventors: **Takanori Nishiyama**, Kokubunji (JP);
Hisanori Akashi, Fukuoka-ken (JP);
Hironobu Nagano, Fukuoka-ken (JP);
Shusaku Tanaka, Fukuoka-ken (JP);
Nobuki Yahiro, Fukuoka-ken (JP)

(73) Assignee: **Kyushu Hitachi Maxell, Ltd.**,
Fukuoka-ken (JP)

(**) Term: **14 Years**

(21) Appl. No.: **29/228,950**

(22) Filed: **May 2, 2005**

(30) **Foreign Application Priority Data**

Dec. 9, 2004 (JP) D2004-037758

(51) **LOC (8) Cl.** **28-03**

(52) **U.S. Cl.** **D28/51**

(58) **Field of Classification Search** D28/44,
D28/44.1, 49-54; 30/34.1, 34.2, 34.05, 43,
30/43.1-43.9, 43.91, 43.92, 195, 210, 233,
30/233.5

See application file for complete search history.

(56) **References Cited**

U.S. PATENT DOCUMENTS

D248,579 S * 7/1978 Gotoh et al. D28/49

D254,209 S * 2/1980 Steinkamp D28/49
4,549,352 A * 10/1985 Ochiai et al. 30/41.5
D305,807 S * 1/1990 Ullmann D28/51
D407,532 S * 3/1999 Jacobs D28/51
2005/0172492 A1 * 8/2005 Blaustein et al. 30/43.92

* cited by examiner

Primary Examiner—Jennifer Rivard

(74) *Attorney, Agent, or Firm*—Birch, Stewart, Kolasch &
Birch, LLP

(57) **CLAIM**

The ornamental design for an electric razor, as shown and described.

DESCRIPTION

FIG. 1 is a front elevational view of an electric razor showing my new design;

FIG. 2 is a rear elevational view thereof;

FIG. 3 is a right side view thereof;

FIG. 4 is a left side view thereof;

FIG. 5 is a top view thereof;

FIG. 6 is a bottom view thereof; and,

FIG. 7 is a perspective view thereof.

1 Claim, 7 Drawing Sheets

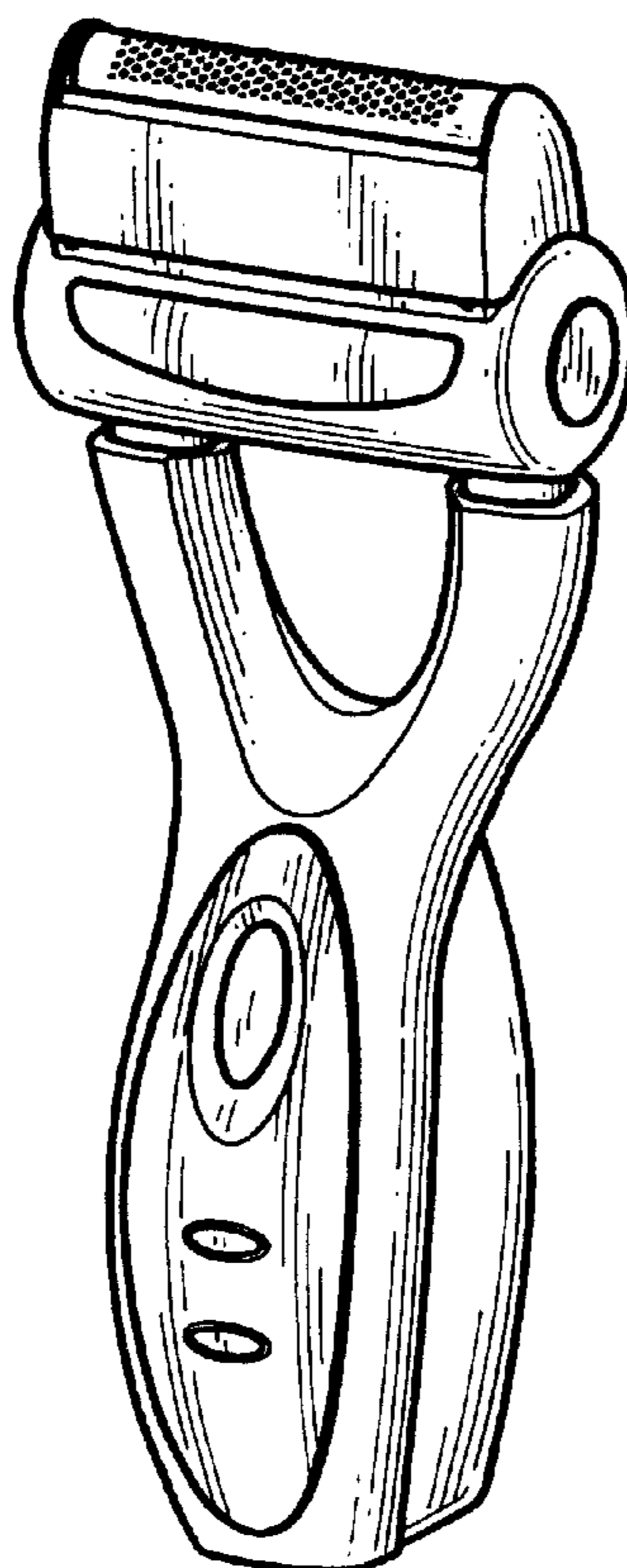


Fig. 1

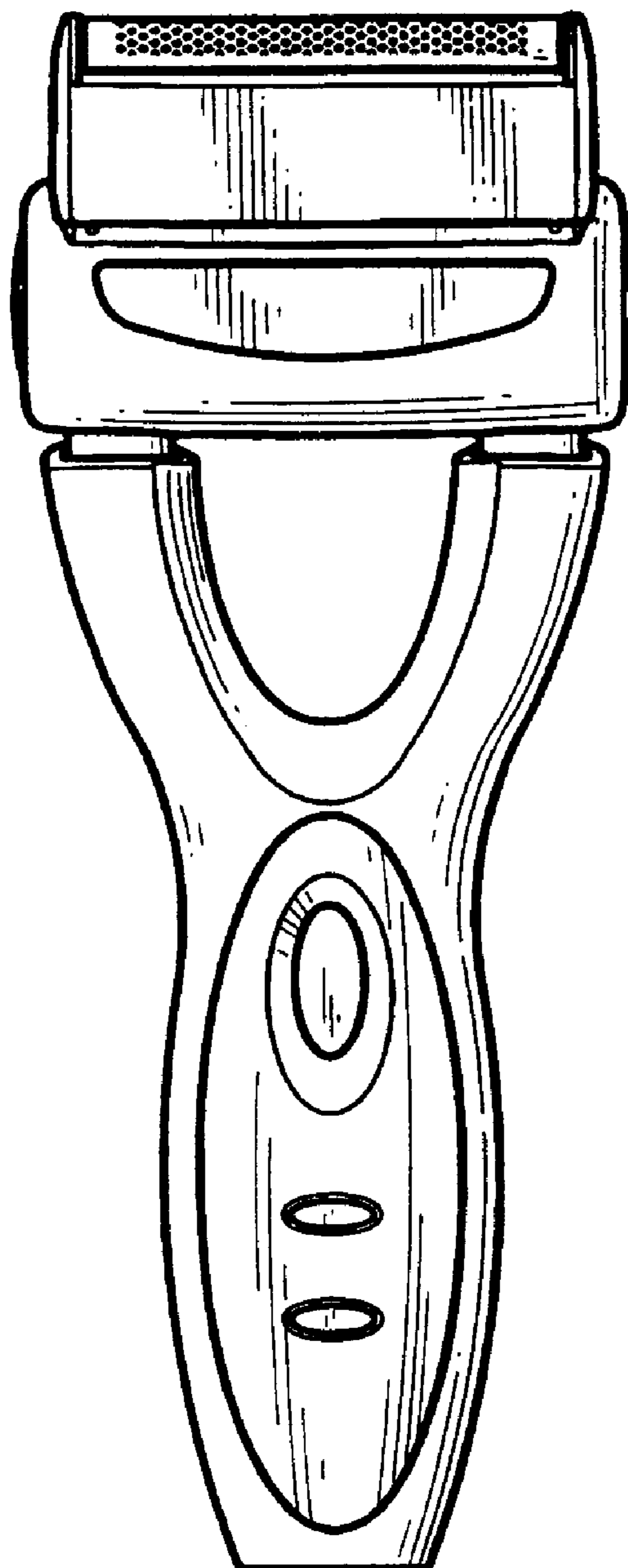


Fig. 2

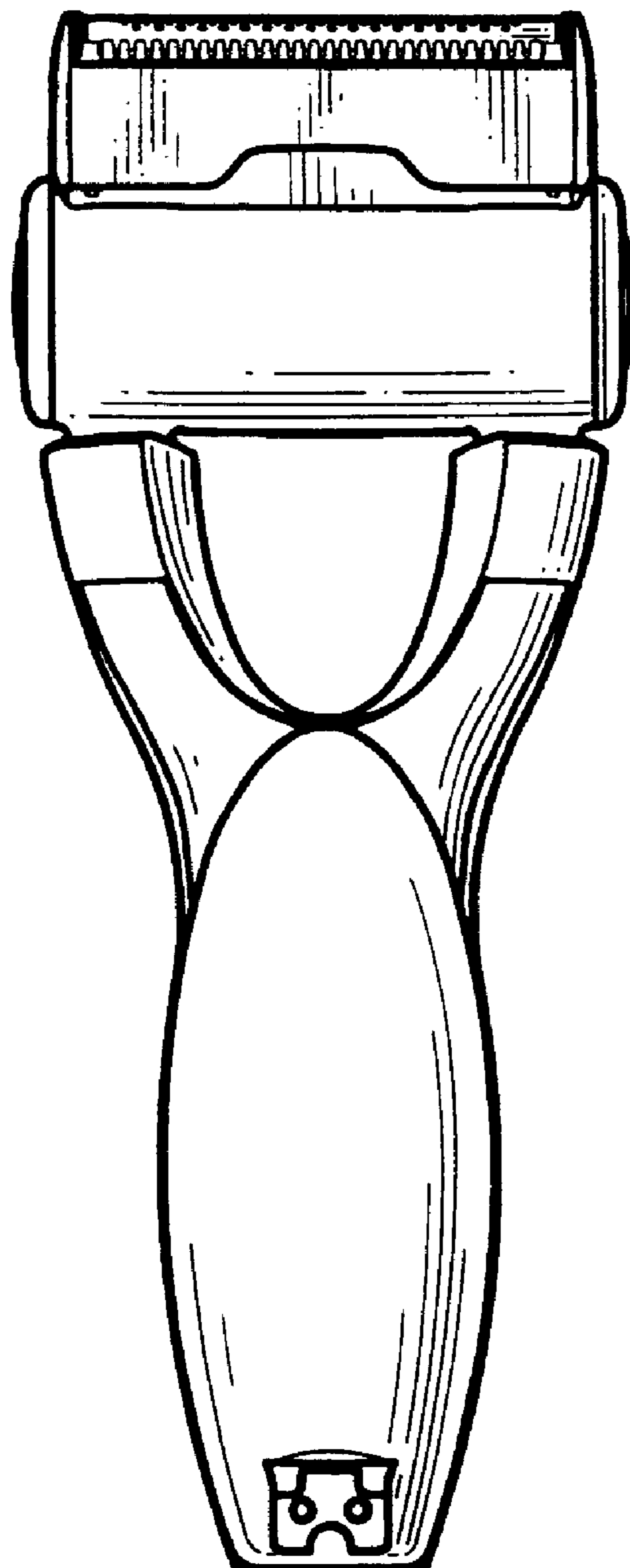


Fig. 3

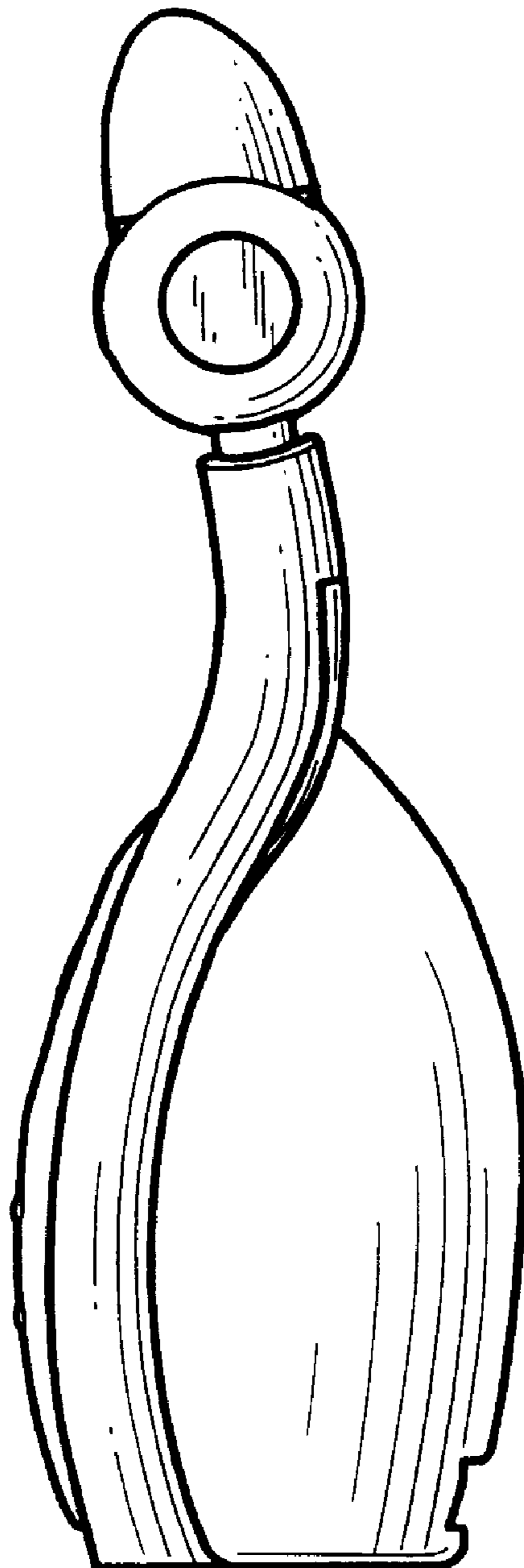


Fig. 4

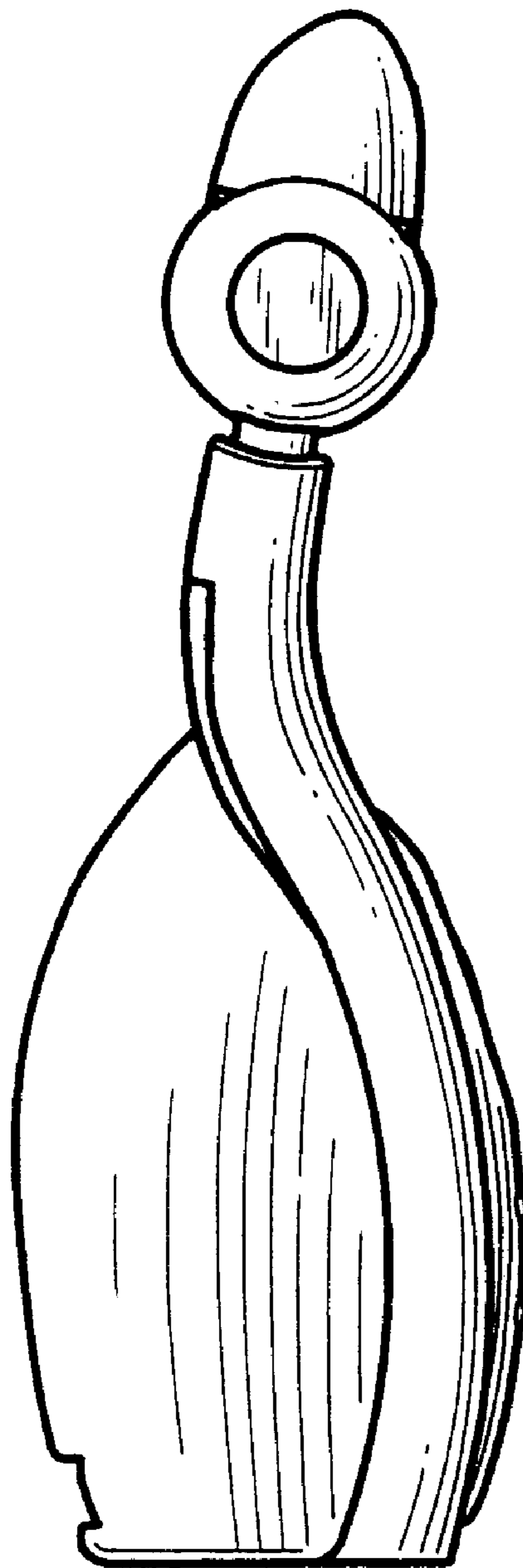


Fig. 5




Fig. 6

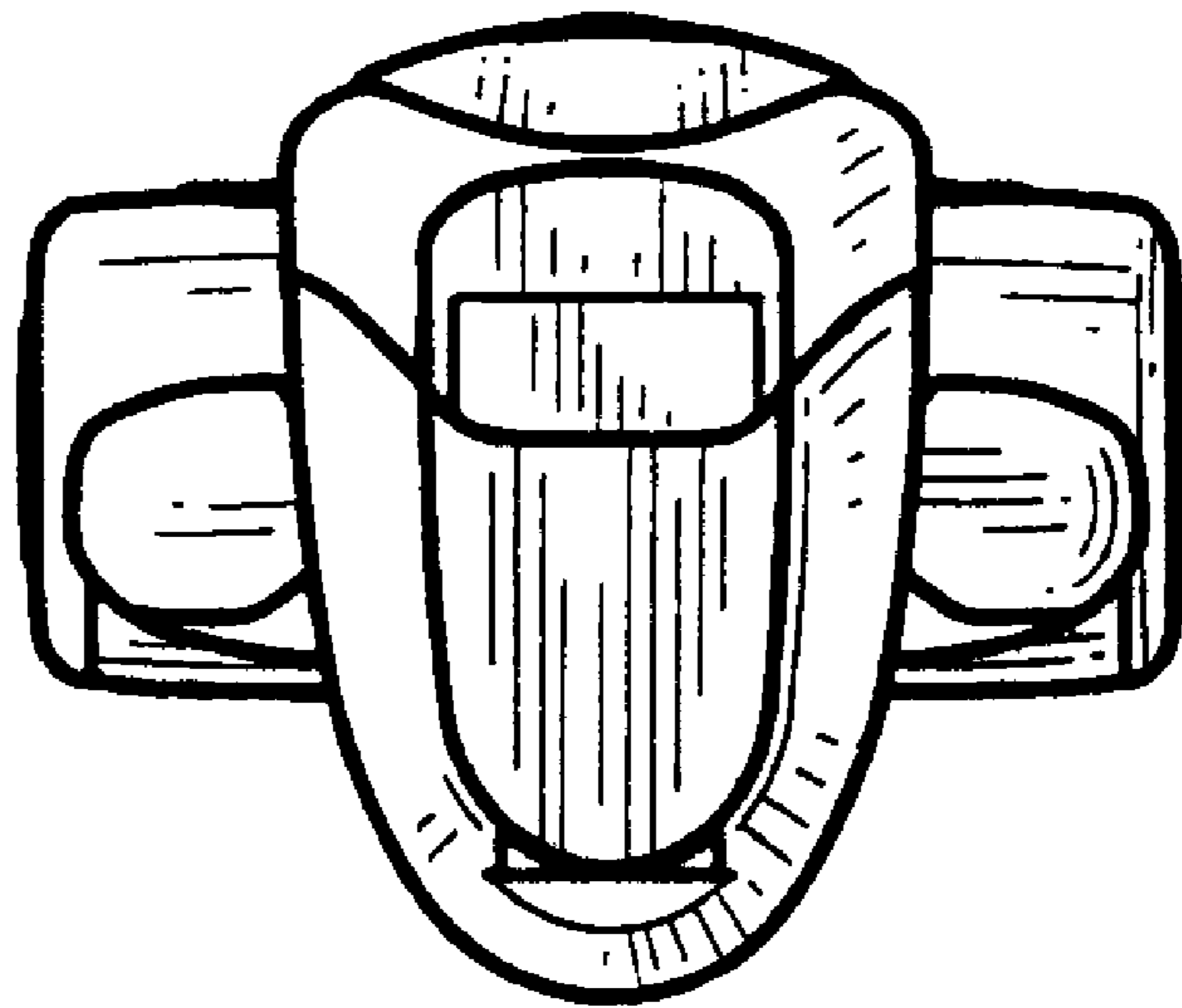


Fig. 7

