



US00D520174S

(12) **United States Design Patent**  
**Chen**

(10) **Patent No.:** **US D520,174 S**

(45) **Date of Patent:** **\*\* May 2, 2006**

(54) **PENDENT LIGHT**

(76) Inventor: **Chia-Teh Chen**, 5 FL., No.30, Yi Shian Rd., Sung Shan Chu, Taipei City (TW)

(\*\*) Term: **14 Years**

(21) Appl. No.: **29/227,401**

(22) Filed: **Apr. 11, 2005**

(51) **LOC (8) Cl.** ..... **26-03**

(52) **U.S. Cl.** ..... **D26/81**

(58) **Field of Classification Search** ..... D26/72,  
D26/80-92, 138, 155, 142-145; 362/147,  
362/404-408

See application file for complete search history.

(56) **References Cited**

**U.S. PATENT DOCUMENTS**

D66,707 S	*	2/1925	Rosenblatt	.....	D26/144
D67,559 S	*	6/1925	Walker	.....	D26/81
D69,418 S	*	2/1926	Villaret	.....	D26/84
D71,558 S	*	11/1926	Levitan	.....	D26/81
D73,481 S	*	9/1927	Boehringer	.....	D26/84
D499,200 S	*	11/2004	Parres	.....	D26/81

**OTHER PUBLICATIONS**

Kichler Lighting's 2004 Catalog (No. 104). Item #2019 Four Light Chandelier from the Dover Collection on p. 213.\*  
Classique Three Light Chandelier, Item #35577 from Lampsplus.com. Found online Sep. 23, 2005.\*

Catalina Collection Six Light Chandelier, item#34938 from Lampsplus.com. Found online Sep. 23, 2005.\*

\* cited by examiner

*Primary Examiner*—Clare E Heflin

(74) *Attorney, Agent, or Firm*—Charles E. Baxley

(57) **CLAIM**

The ornamental design for a pendent light, as shown and described.

**DESCRIPTION**

FIG. 1 is a perspective view of a pendent light showing my new design;

FIG. 2 is a front elevational view thereof;

FIG. 3 is a rear elevational view thereof,

FIG. 4 is a left side elevational view thereof,



FIG. 5 is a right side elevational view thereof,

FIG. 6 is a top plan view thereof; and

FIG. 7 is a bottom plan view to that shown; and,

FIG. 8 is a perspective view of pendent light, the broken lines shown are for illustrative purposes only and from no part of the claimed design.

**1 Claim, 8 Drawing Sheets**






FIG. 1




FIG. 2




FIG. 3




FIG. 4




FIG. 5

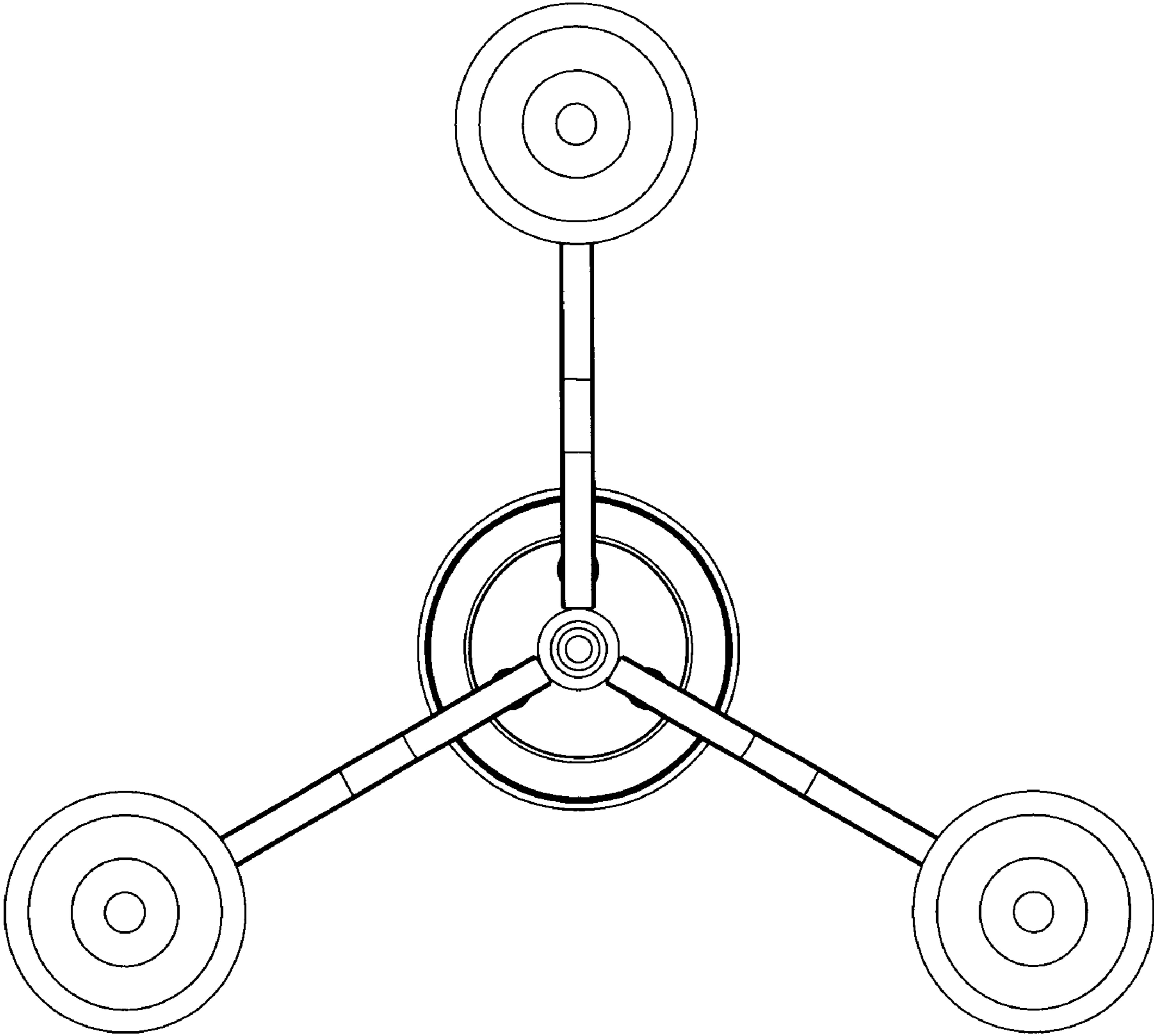


FIG. 6

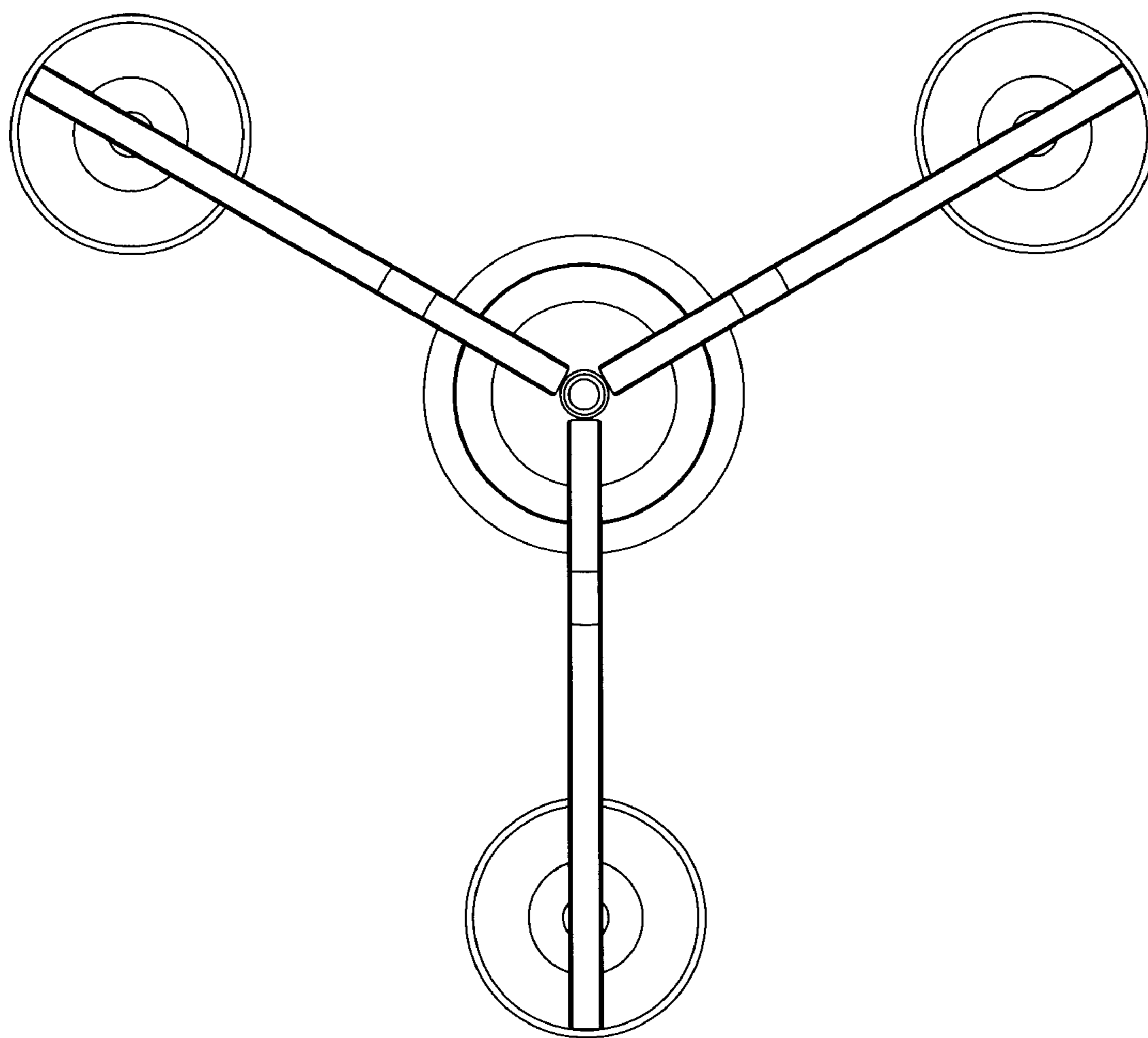


FIG. 7






FIG. 8