

US00D520164S

(12) **United States Design Patent** (10) **Patent No.:** **US D520,164 S**  
**Brass et al.** (45) **Date of Patent:** **\*\* May 2, 2006**

(54) **WORK LIGHT**

(75) Inventors: **Jack Brass**, North York (CA); **Sarah Dobbin**, Ottawa (CA); **Bjarki Hallgrimsson**, Ottawa (CA); **Lorne Hiltz**, Orangeville (CA)

(73) Assignee: **Brasscorp Limited**, North York (CA)

(\*\*) Term: **14 Years**

(21) Appl. No.: **29/225,600**

(22) Filed: **Mar. 18, 2005**

(51) **LOC (8) Cl.** ..... **26-02**

(52) **U.S. Cl.** ..... **D26/44**

(58) **Field of Classification Search** ..... D26/37-50;  
362/157, 158, 171-174, 183-208  
See application file for complete search history.

(56) **References Cited**

U.S. PATENT DOCUMENTS

D483,508 S \* 12/2003 Galvez ..... D26/44

D483,893 S \* 12/2003 Galvez ..... D26/44  
D502,276 S \* 2/2005 Kovacik et al. .... D26/44  
6,857,756 B1 2/2005 Reiff et al.  
D509,010 S \* 8/2005 Kovacik et al. .... D26/44  
2004/0228124 A1 11/2004 Reiff et al.

\* cited by examiner

*Primary Examiner*—Marcus A. Jackson

(74) *Attorney, Agent, or Firm*—Dowell & Dowell, P.C.

(57) **CLAIM**

The ornamental design for a work light, as shown.

**DESCRIPTION**

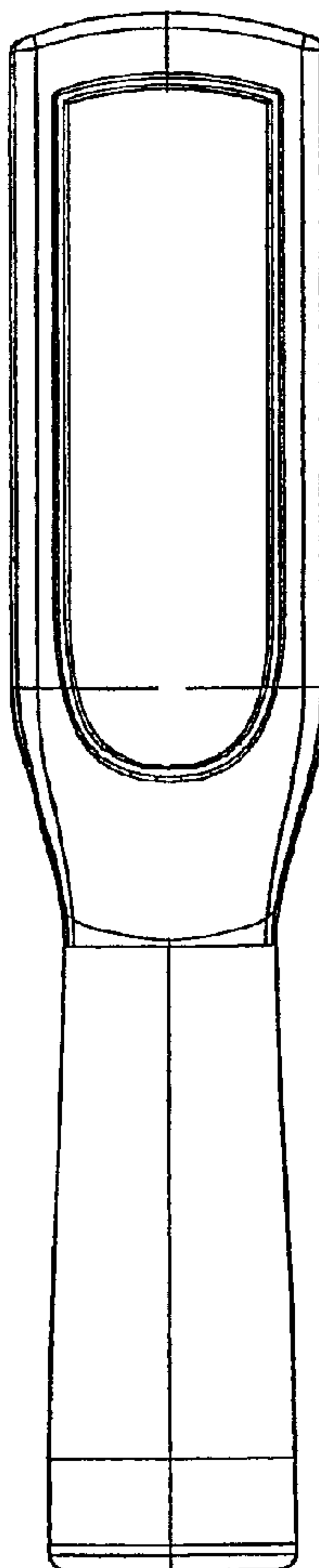
FIG. 1 is a front elevation view of a work light showing our new design;

FIG. 2 is a side elevation view of the work light of FIG. 1;

FIG. 3 is a rear elevation view of the work light of FIG. 1; and,

FIG. 4 is a top view of the work light of FIG. 1.

**1 Claim, 1 Drawing Sheet**



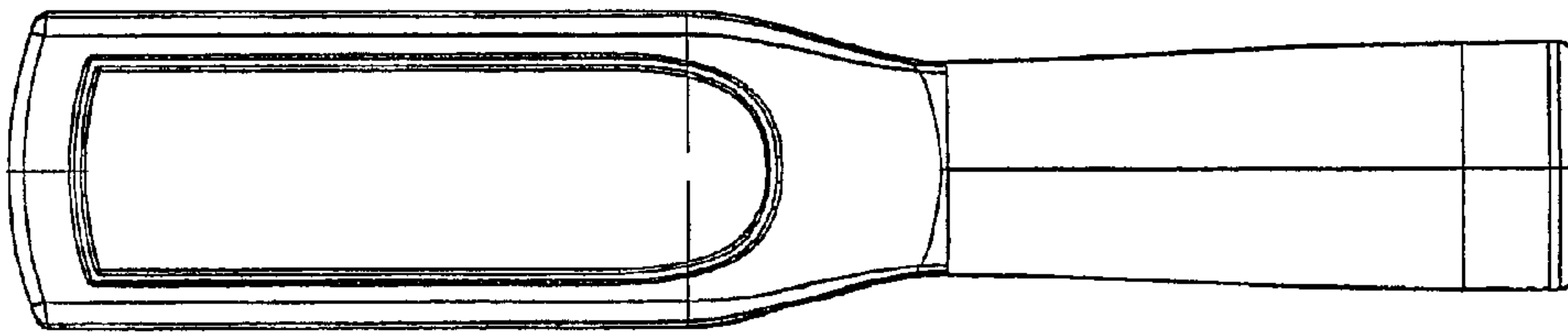


FIG. 1

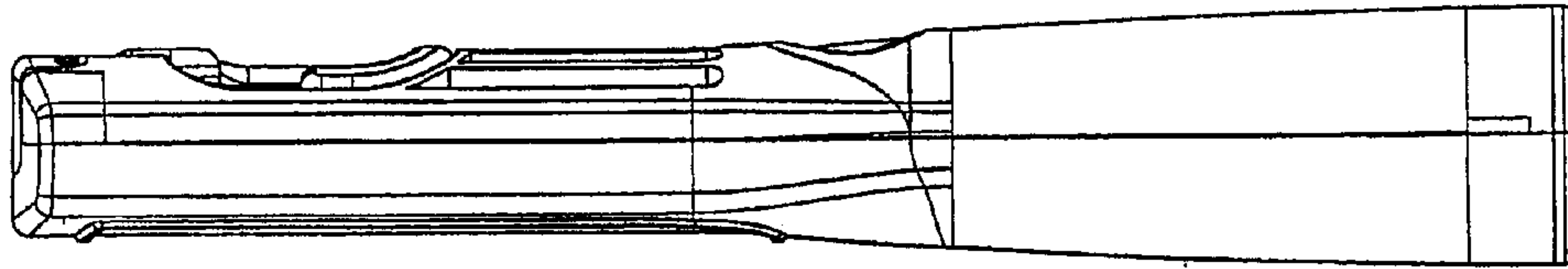


FIG. 2

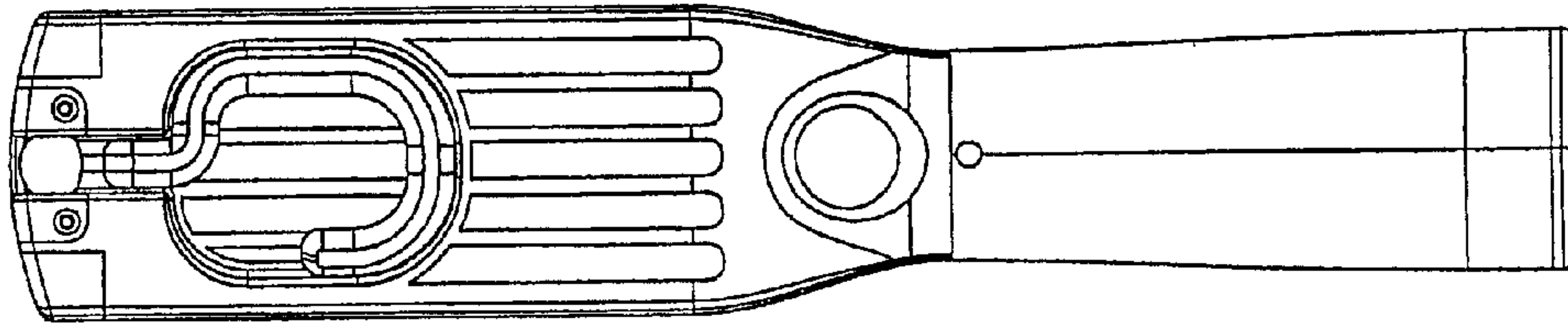


FIG. 3

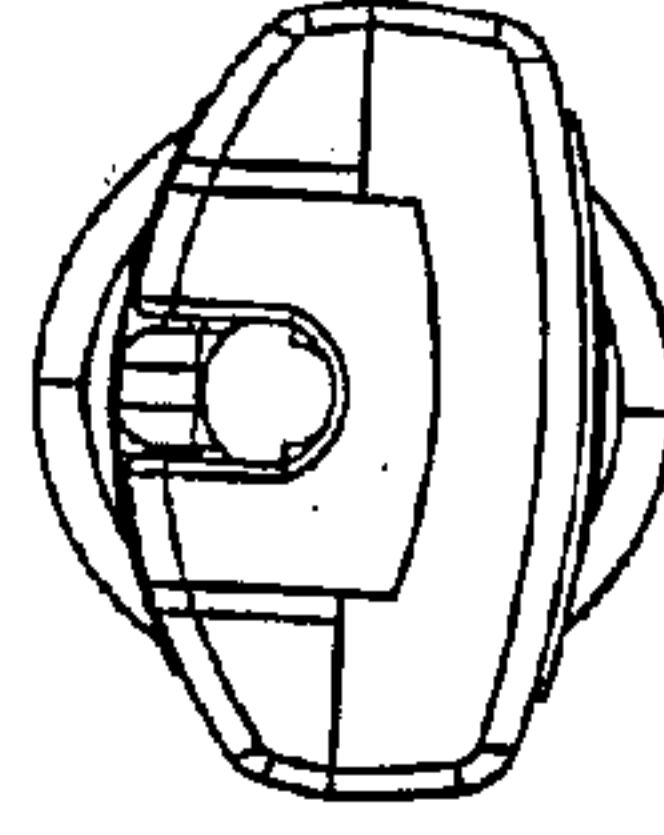


FIG. 4