



US00D520148S

(12) **United States Design Patent** (10) **Patent No.:** **US D520,148 S**
Kendall et al. (45) **Date of Patent:** **** May 2, 2006**

(54) **SLOT TRACK**
(75) Inventors: **James W. Kendall**, Stevensville, MI (US); **Travis M. Perkins**, Evansville, IN (US); **Brian J. Stewart**, Vincennes, IN (US); **Todd C. Starr**, St. Joseph, MI (US); **Thomas W. Arent**, St. Joseph, MI (US); **Wyatt A. Cline**, Niles, MI (US); **Kevin J. Bohn**, Granger, IN (US)

D400,270 S 10/1998 Current D25/123
5,819,490 A 10/1998 Current 52/588.1
D403,085 S 12/1998 Current D25/123
D404,148 S 1/1999 Laskowski et al. D25/123
5,899,344 A 5/1999 Current et al. 211/94.01
D414,567 S 9/1999 Burt et al. D25/123
6,113,201 A 9/2000 Bauer 312/245
6,119,878 A * 9/2000 Zen 211/94.01
6,134,846 A 10/2000 Lamb 52/36.5
D473,664 S 4/2003 Perkins et al. D25/138

(73) Assignee: **Whirlpool Corporation**, Benton Harbor, MI (US)

* cited by examiner

(**) Term: **14 Years**

Primary Examiner—Doris Clark

(21) Appl. No.: **29/197,638**

(74) *Attorney, Agent, or Firm*—Stephen Krefman; Robert O. Rice; John F. Colligan

(22) Filed: **Jan. 16, 2004**

(57) **CLAIM**

(51) **LOC (8) Cl.** **25-01**

The ornamental design for a slot track, as shown and described.

(52) **U.S. Cl.** **D25/138**

DESCRIPTION

(58) **Field of Classification Search** D25/138, D25/58, 163, 123; 52/36.5, 36.6; 211/41.15, 211/134, 162, 87.01, 90.01, 94.01; 312/132
See application file for complete search history.

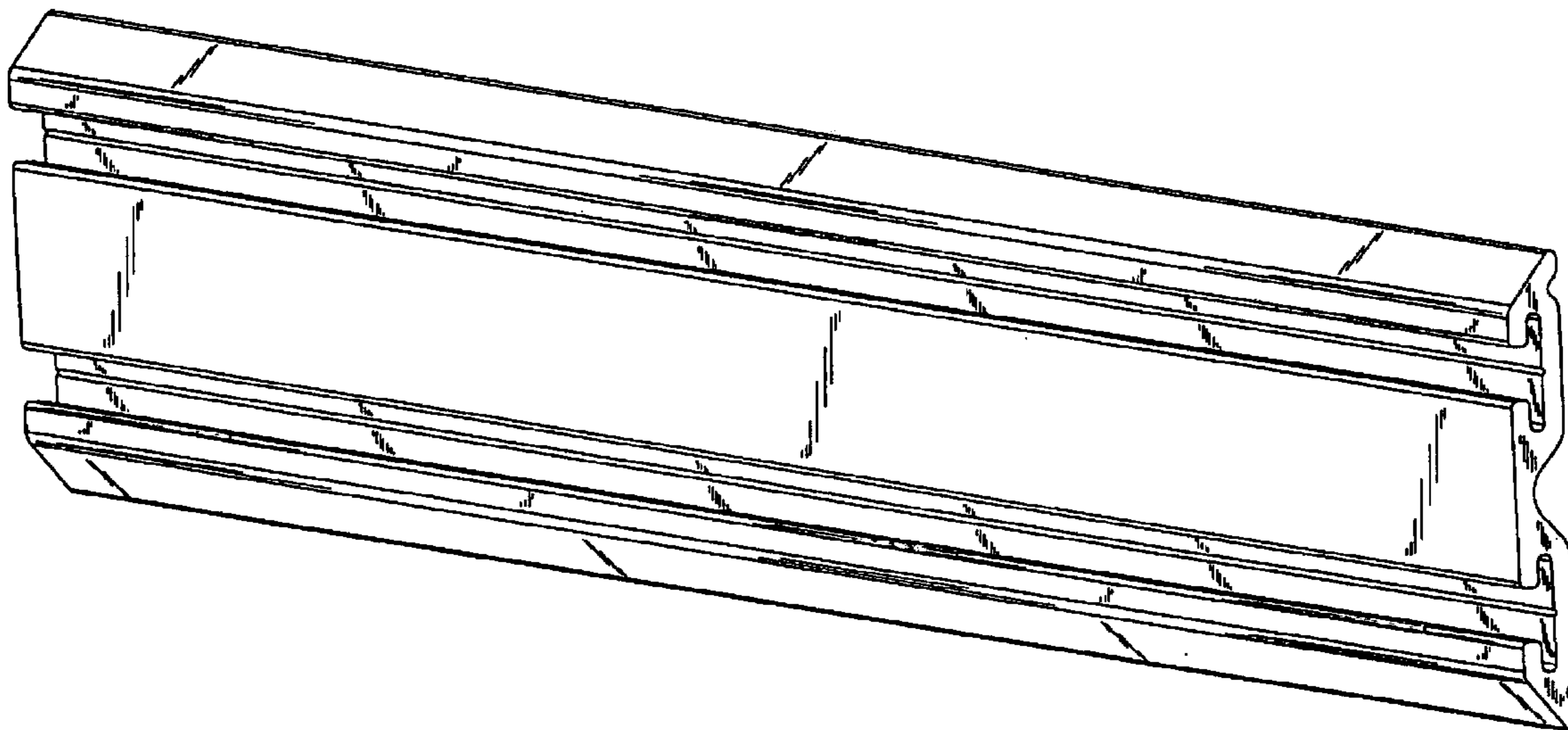
FIG. 1 is a front perspective view of the design of the present invention;
FIG. 2 is a rear perspective view thereof;
FIG. 3 is a front view thereof;
FIG. 4 is an enlarged section of the front view of FIG. 3
FIG. 5 is back view thereof;
FIG. 6 is an enlarged section of the back view of FIG. 4;
FIG. 7 is a left side view thereof;
FIG. 8 is a right side view thereof;
FIG. 9 is a top view thereof;
FIG. 10 is an enlarged section of the top view of FIG. 9
FIG. 11 is a bottom view thereof; and,
FIG. 12 is an enlarged section of the bottom view of FIG. 11.

(56) **References Cited**

U.S. PATENT DOCUMENTS

D190,018 S * 4/1961 Franck D25/123
4,607,753 A 8/1986 Radek 211/87
D338,076 S 8/1993 Current D25/123
D393,907 S 4/1998 Current D25/122
D393,909 S 4/1998 Current D25/123
D395,089 S 6/1998 Current D25/123
D399,010 S 9/1998 Current D25/123
D399,012 S 9/1998 Current D25/123

1 Claim, 7 Drawing Sheets



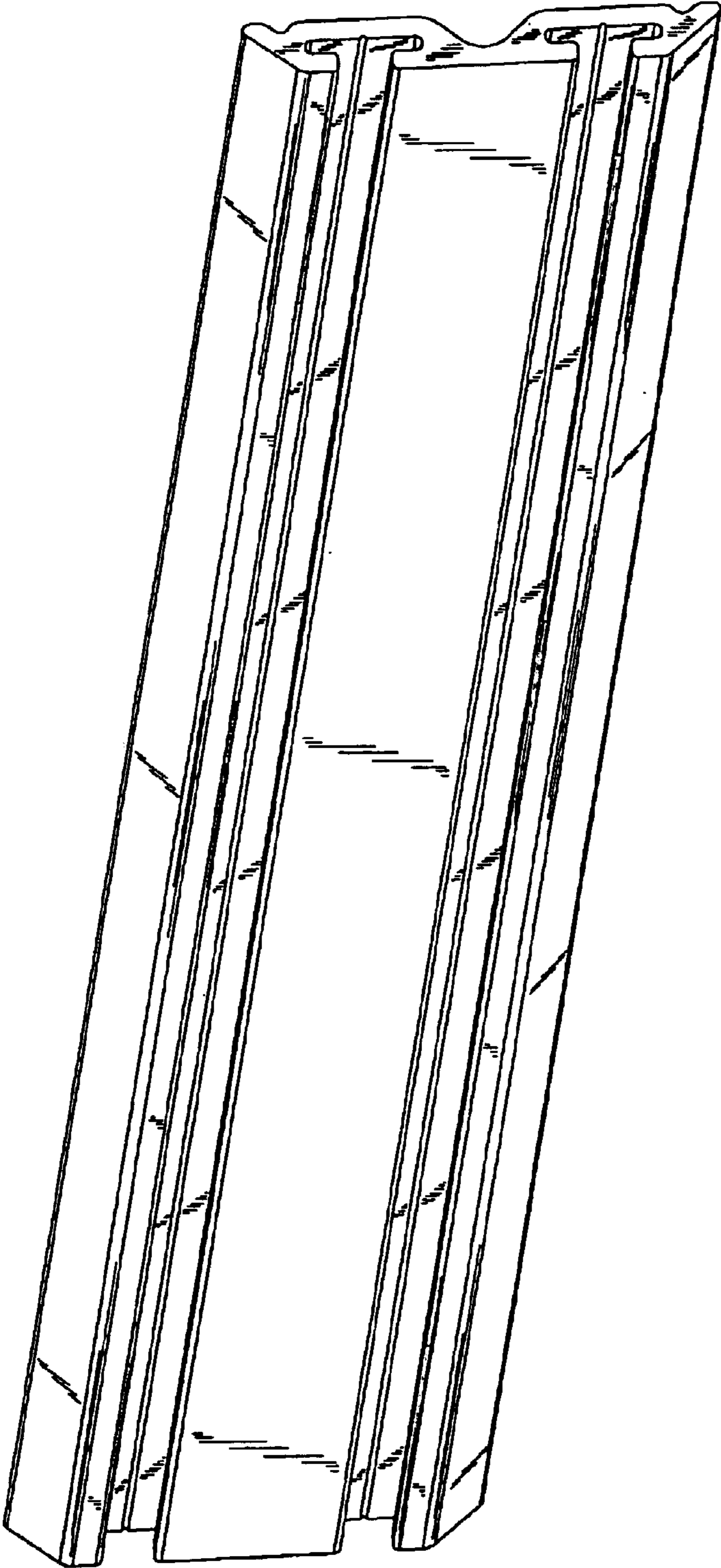


Fig. 1

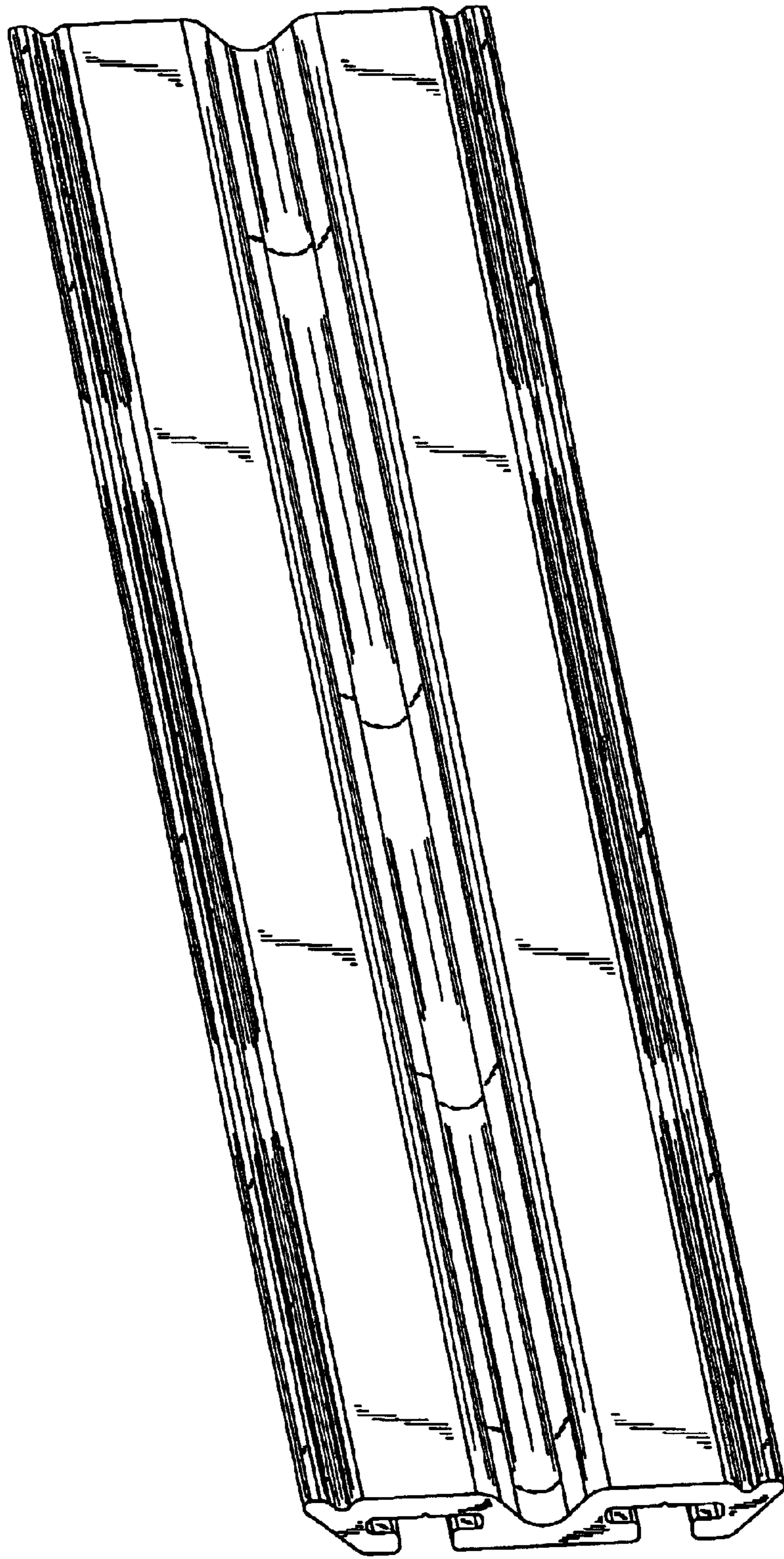


Fig. 2

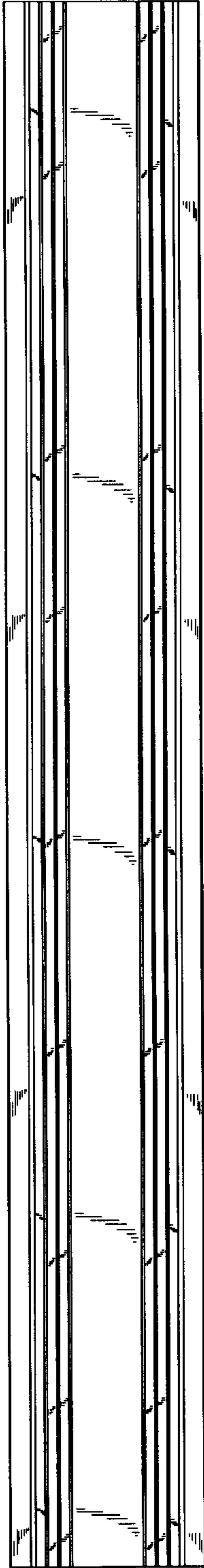


Fig. 3

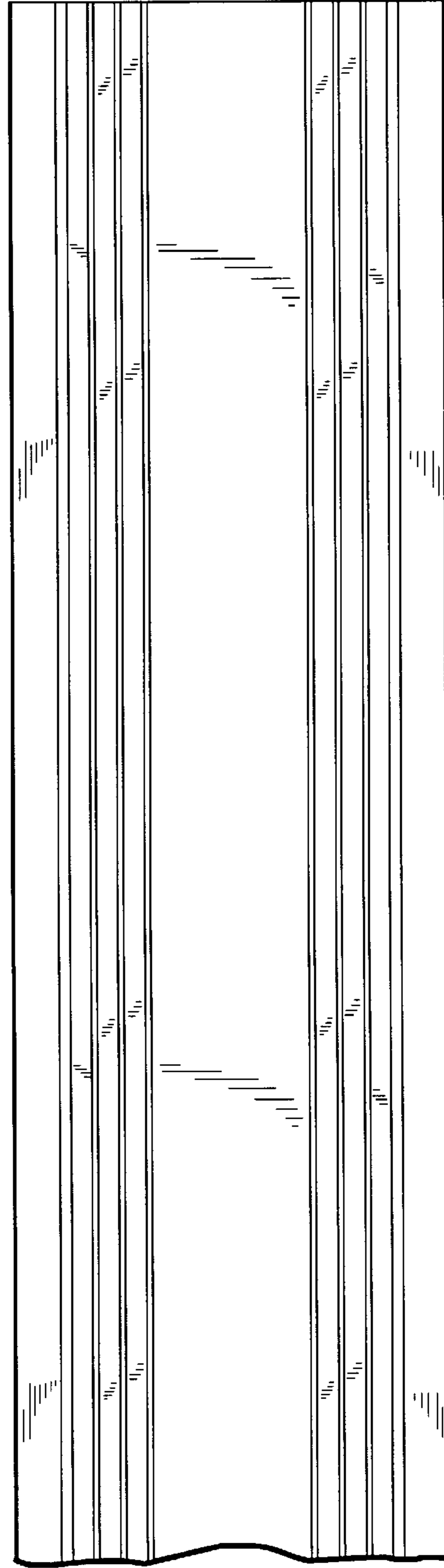


Fig. 4




Fig. 5




Fig. 6



Fig. 7

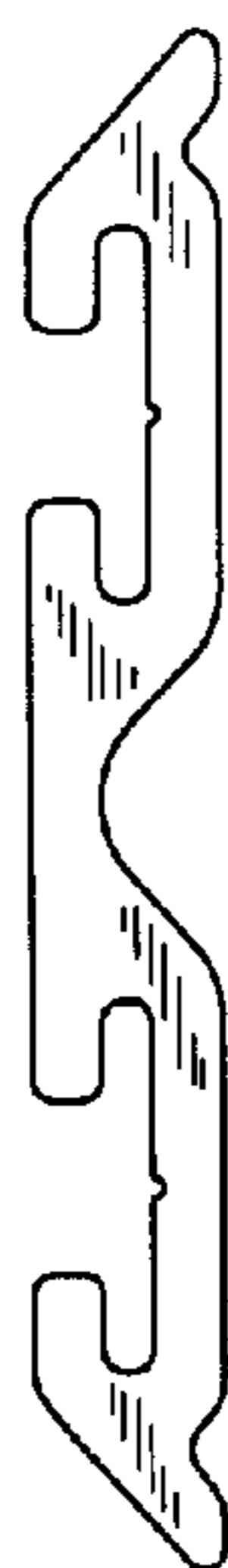


Fig. 8



Fig. 9



Fig. 10



Fig. 11



Fig. 12