



US00D520138S

(12) **United States Design Patent**  
**Kuhn et al.**

(10) **Patent No.:** **US D520,138 S**

(45) **Date of Patent:** **\*\* May 2, 2006**

(54) **DENTAL HANDPIECE**

(75) Inventors: **Bernhard Kuhn**, Biberach (DE);  
**Bernd Gugel**, Ulm-Einsingen (DE)

(73) Assignee: **Kaltenbach & Voigt GmbH & Co.**  
**KG**, Biberach/Riss (DE)

(\*\*) Term: **14 Years**

(21) Appl. No.: **29/208,656**

(22) Filed: **Jul. 2, 2004**

**Related U.S. Application Data**

(62) Division of application No. 29/189,928, filed on Sep. 12, 2003, now Pat. No. Des. 499,486.

(30) **Foreign Application Priority Data**

Mar. 14, 2003 (DE) ..... 403 02 327

(51) **LOC (8) Cl.** ..... **24-03**

(52) **U.S. Cl.** ..... **D24/152**

(58) **Field of Classification Search** ..... D24/152,  
D24/176; 433/82, 88, 126  
See application file for complete search history.

(56) **References Cited**

**U.S. PATENT DOCUMENTS**

5,655,906 A \* 8/1997 Coss et al. .... 433/126

D428,146 S \* 7/2000 Svanberg et al. .... D24/133  
6,305,935 B1 \* 10/2001 Cardarelli ..... 433/126  
D463,556 S \* 9/2002 Bareth et al. .... D24/152  
6,786,723 B2 \* 9/2004 Lingenhole et al. .... 433/82

\* cited by examiner

*Primary Examiner*—Antoine D. Davis

(74) *Attorney, Agent, or Firm*—Fitzpatrick, Cella, Harper & Scinto

(57) **CLAIM**

The ornamental design for a dental handpiece, as shown and described.

**DESCRIPTION**

FIG. 1 is a right side view of a dental handpiece showing our new design;

FIG. 2 is a top plan view thereof;

FIG. 3 is a left side view thereof, which is opposite to the right side view shown in FIG. 1;

FIG. 4 is a bottom plan view thereof;

FIG. 5 is a front view thereof; and,

FIG. 6 is a rear view thereof, which is opposite to the front view shown in FIG. 1.

**1 Claim, 2 Drawing Sheets**

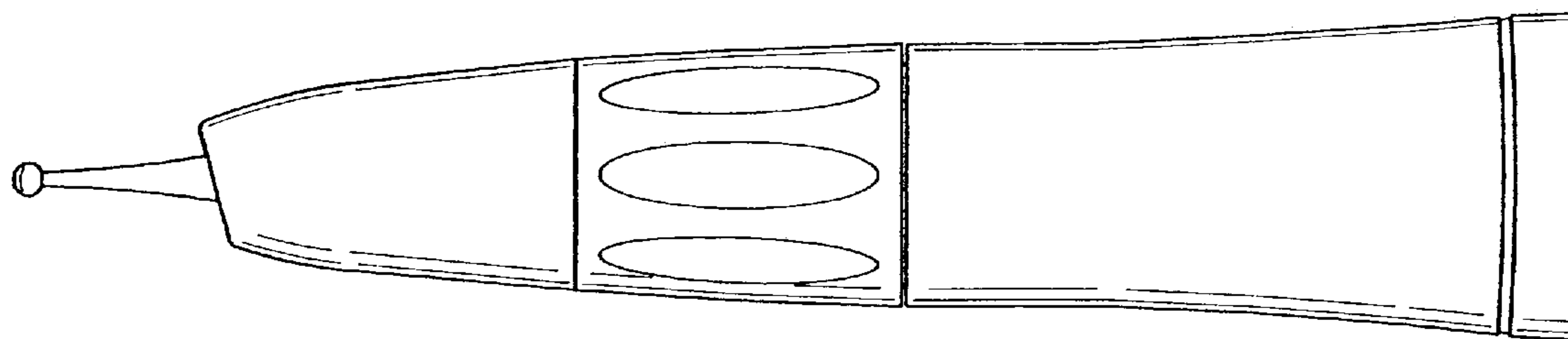


Fig. 1

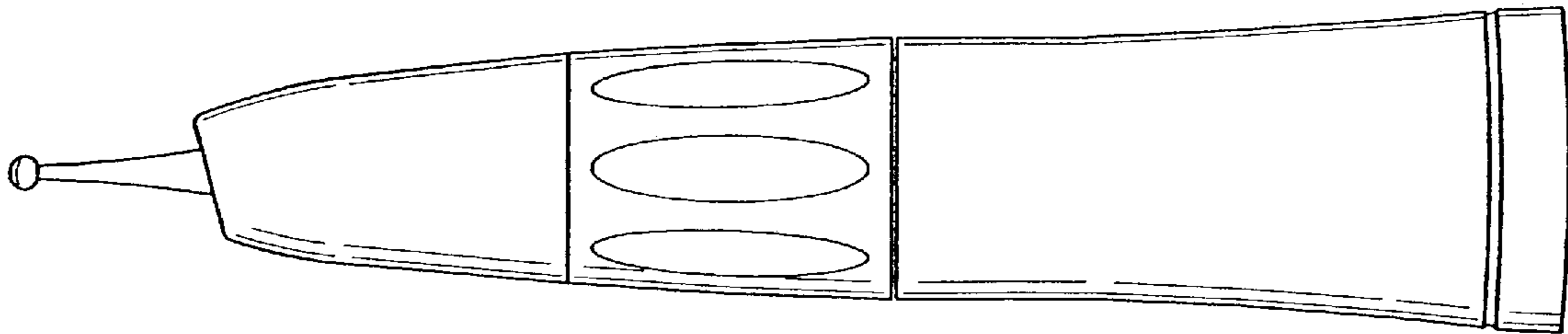


Fig. 2

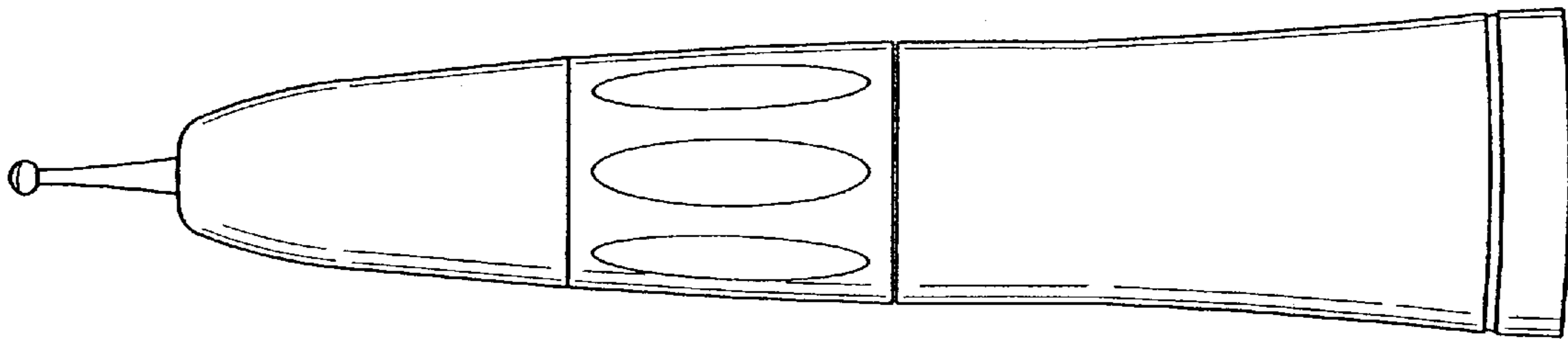


Fig. 3

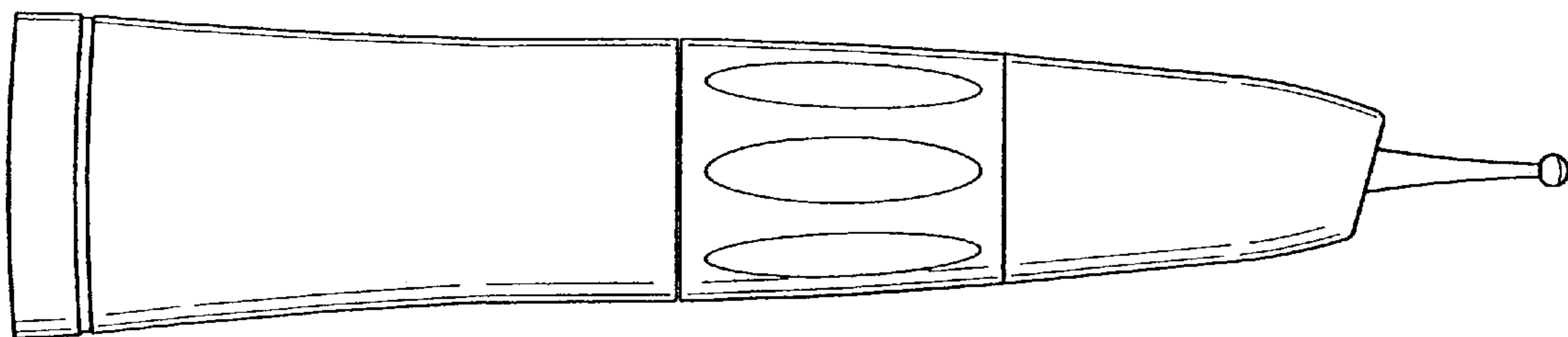


Fig. 4

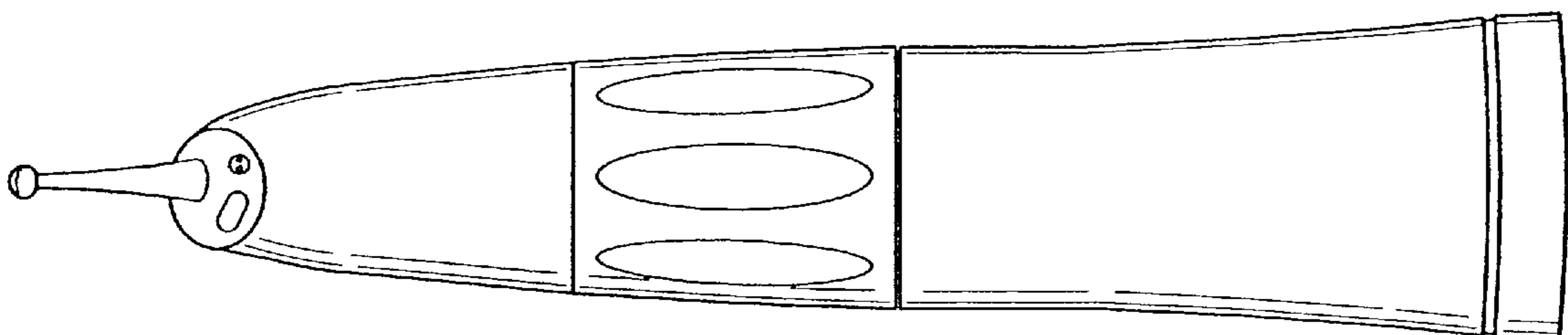


Fig. 5

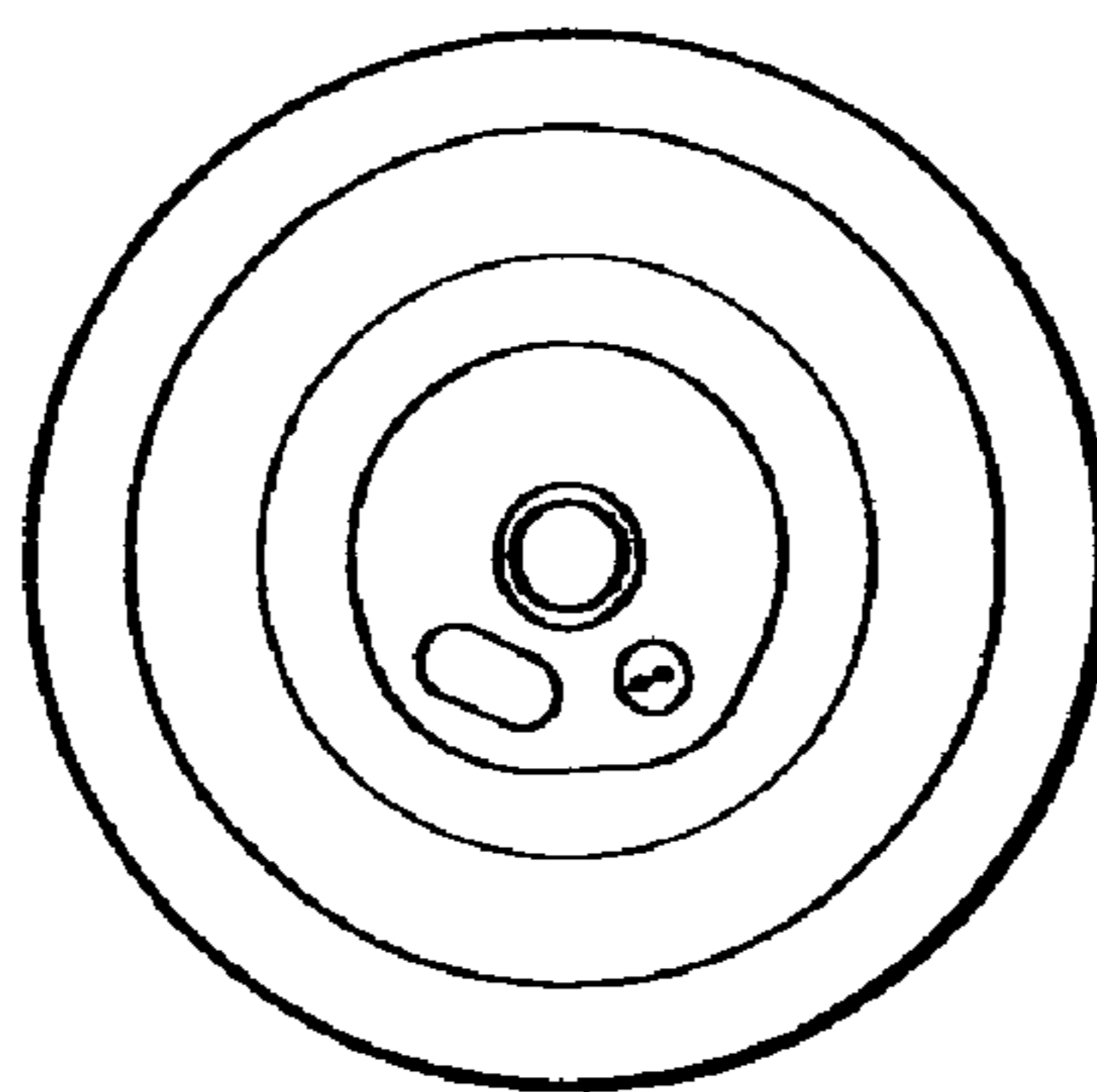


Fig. 6

