

US00D520131S

(12) **United States Design Patent**
Hidalgo

(10) **Patent No.:** **US D520,131 S**
(45) **Date of Patent:** **** May 2, 2006**

(54) **COMBINATION CEILING FAN AND LIGHT FIXTURE**

(75) Inventor: **Rolando Hidalgo**, Orange, CA (US)

(73) Assignee: **Minka Lighting, Inc.**, Corona, CA (US)

(**) Term: **14 Years**

(21) Appl. No.: **29/226,696**

(22) Filed: **Mar. 31, 2005**

(51) **LOC (8) Cl.** **23-04**

(52) **U.S. Cl.** **D23/377; D23/379; D23/385**

(58) **Field of Classification Search** D23/377, D23/379, 385; D26/51, 59, 72, 81-88; 416/5
See application file for complete search history.

(56) **References Cited**

U.S. PATENT DOCUMENTS

- D408,516 S * 4/1999 Tai D23/377
- D470,931 S * 2/2003 Hidalgo D23/377
- D475,776 S * 6/2003 Gajewski D23/377

OTHER PUBLICATIONS

MinkaAire Internet Catalog; Adare; Model #F706-DRB; printed from www.fanshack.com on May 11, 2005.
MinkaAire Internet Catalog; Mystique; Model #F611-GBX; printed from www.fanshack.com on May 11, 2005.
Emerson Internet Catalog; High Country; Model #KF1600I; printed from www.hansenwholesale.com on Apr. 21, 2005.

Emerson Internet Catalog; Contours; Model # EM-KF140AP; printed from www.hansenwholesale.com on Apr. 21, 2005.

* cited by examiner

Primary Examiner—Lisa Lichtenstein

(74) *Attorney, Agent, or Firm*—Baker & McKenzie LLP

(57) **CLAIM**

The ornamental design for a combination ceiling fan and light fixture, as shown and described.

DESCRIPTION

FIG. 1 is a perspective view from below of a combination ceiling fan and light fixture in accordance with my design; FIG. 2 is a greatly reduced bottom plan view of the combination ceiling fan and light fixture in accordance with my design;


FIG. 3 is a greatly reduced top plan view of the combination ceiling fan and light fixture in accordance with my design; and

FIG. 4 is a reduced front elevation view of the combination ceiling fan and light fixture in accordance with my design; and,

FIG. 5 is a side elevation view of the combination ceiling fan and light fixture in accordance with my design.

FIGS. 4 and 5 are identical except for the positioning of the fan blades.

1 Claim, 5 Drawing Sheets






Fig.1




Fig.2




Fig.3




Fig.4




Fig.5