



US00D520117S

(12) **United States Design Patent**
Fritz

(10) **Patent No.:** **US D520,117 S**

(45) **Date of Patent:** **** May 2, 2006**

(54) **FAUCET ASSEMBLY**

(75) Inventor: **Seth A. Fritz**, Kendallville, IN (US)

(73) Assignee: **Masco Corporation of Indiana**,
Indianapolis, IN (US)

(**) Term: **14 Years**

(21) Appl. No.: **29/219,919**

(22) Filed: **Dec. 23, 2004**

(51) **LOC (8) Cl.** **23-01**

(52) **U.S. Cl.** **D23/241; D23/242**

(58) **Field of Classification Search** **D23/238-257;**
4/675-678; 137/801

See application file for complete search history.

(56) **References Cited**

U.S. PATENT DOCUMENTS

- D326,504 S * 5/1992 Robbins D23/255
- D394,492 S * 5/1998 Nguyen et al. D23/255
- D502,534 S * 3/2005 Panis et al. D23/242

D507,331 S * 7/2005 Lord et al. D23/252

* cited by examiner

Primary Examiner—Louis S. Zarfes

Assistant Examiner—Gregory Andoll

(74) *Attorney, Agent, or Firm*—Kwadjo Adusei-Poku;
Lloyd D. Doigan


(57) **CLAIM**

The ornamental design for a faucet assembly, as shown and described.

DESCRIPTION

FIG. 1 is a front perspective view of a faucet assembly showing my design;
FIG. 2 is a front elevational view thereof;
FIG. 3 is a rear elevational view thereof;
FIG. 4 is a right side elevational view thereof; the left side elevational view being a mirror image thereof;
FIG. 5 is a top plan view thereof; and,
FIG. 6 is a rear perspective view thereof.

1 Claim, 6 Drawing Sheets






FIG. 1




FIG. 2




FIG. 3




FIG. 4

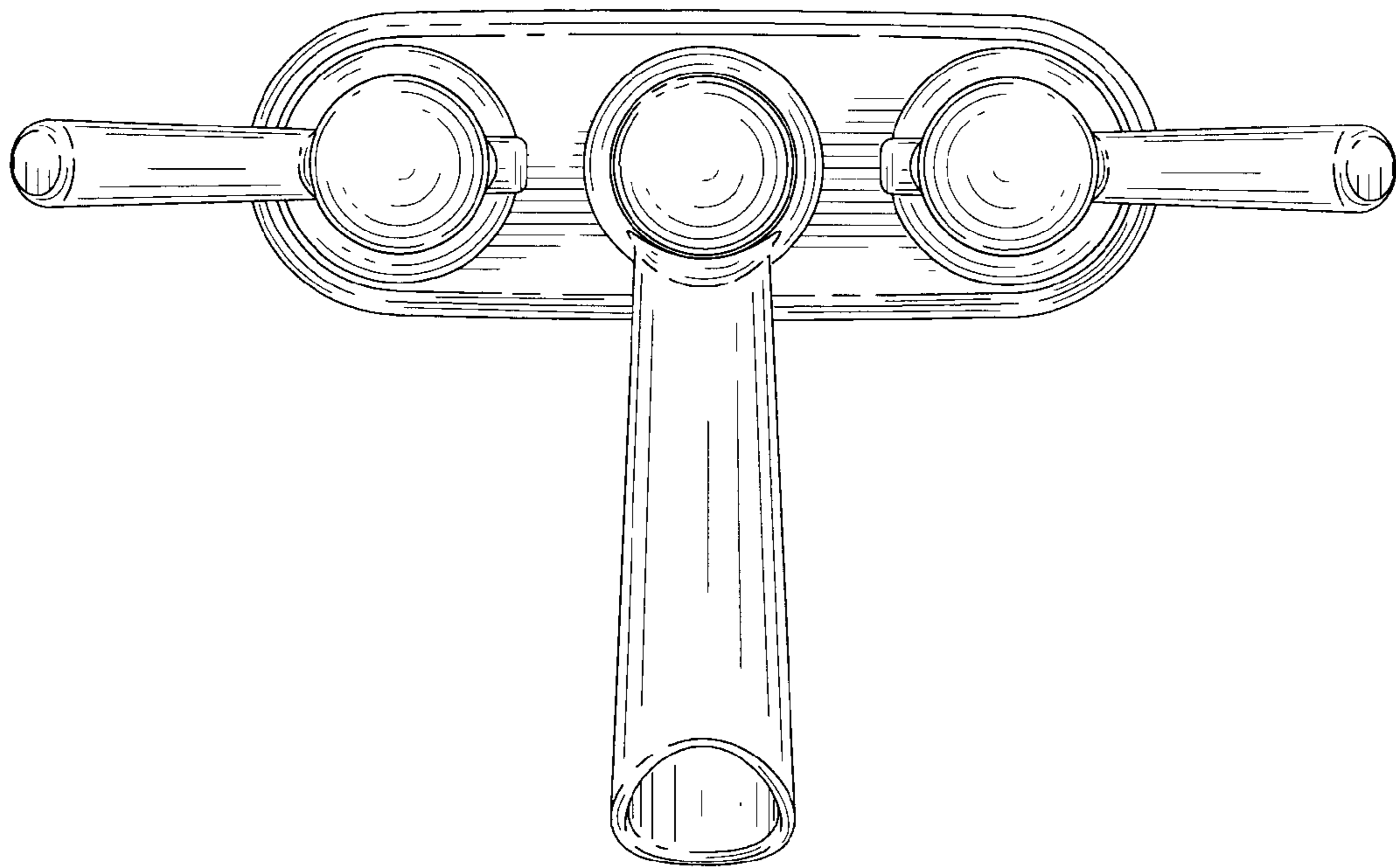


FIG. 5




FIG. 6