

US00D520105S

(12) **United States Design Patent**
Kosasih

(10) **Patent No.:** **US D520,105 S**

(45) **Date of Patent:** **** May 2, 2006**

- (54) **SHOWERHEAD WITH ARM**
- (75) Inventor: **Angie L. Kosasih**, Rancho Santa Margarita, CA (US)
- (73) Assignee: **Newfrey LLC**, Newark, DE (US)
- (**) Term: **14 Years**
- (21) Appl. No.: **29/209,915**
- (22) Filed: **Jul. 23, 2004**
- (51) **LOC (8) Cl.** **23-01**
- (52) **U.S. Cl.** **D23/213**
- (58) **Field of Classification Search** D23/213,
D23/223, 229, 230; 239/587.1, 587.2, 587.3,
239/282-3
See application file for complete search history.

- D454,938 S 3/2002 Lord
- D463,528 S 9/2002 Ouyoung
- D465,263 S 11/2002 Tse
- D466,992 S 12/2002 Tse
- D467,638 S 12/2002 Lord
- D468,394 S * 1/2003 Cummings D23/213
- D468,800 S 1/2003 Tse
- D472,302 S 3/2003 Colligan et al.
- D472,305 S 3/2003 Colligan et al.
- D475,119 S 5/2003 Colligan et al.
- D476,059 S 6/2003 Huang
- D488,207 S * 4/2004 Marshall D23/213
- 2002/0069969 A1 6/2002 Rose
- 2002/0158154 A1 10/2002 Lee
- 2003/0150969 A1 8/2003 Zhadanov et al.

* cited by examiner

Primary Examiner—Robin V. Taylor
(74) *Attorney, Agent, or Firm*—Richard J. Veltman; John D. DelPonti

(56) **References Cited**
U.S. PATENT DOCUMENTS

- 2,689,151 A 9/1954 Manning
- 3,685,745 A * 8/1972 Peschcke-Koedt 239/587.2
- D253,069 S 10/1979 Ogilvie
- D259,054 S * 4/1981 Petersons D23/230
- D261,417 S 10/1981 Klose
- D263,865 S 4/1982 Yamin
- 4,360,160 A 11/1982 Jette
- D282,199 S 1/1986 Shames et al.
- D298,048 S 10/1988 Nelson
- D313,645 S 1/1991 Reid
- D339,406 S 9/1993 Rodriguez
- D366,307 S 1/1996 Doughty et al.
- D385,335 S 10/1997 Caroen et al.
- D398,370 S 9/1998 Purdy
- D410,996 S 6/1999 Ben-Tsur
- D412,737 S 8/1999 Marshall
- D427,662 S 7/2000 Coscarelli
- D428,125 S 7/2000 Chan
- D432,212 S 10/2000 Tse
- D432,213 S 10/2000 Tse
- D435,633 S 12/2000 Ben-Tsur
- D450,370 S 11/2001 Wales et al.
- D454,621 S 3/2002 Lord


(57) **CLAIM**

The ornamental design for a showerhead with arm, as shown and described.

DESCRIPTION

FIG. 1 is a perspective view of the new design for a showerhead with arm;
 FIG. 2 is a left elevational view of the new design for a showerhead with arm, the right elevational view being a mirror image;
 FIG. 3 is a top plan view of the new design for a showerhead with arm;
 FIG. 4 is a bottom plan view of the new design for a showerhead with arm;
 FIG. 5 is a front elevational view of the new design for a showerhead with arm; and,
 FIG. 6 is a rear elevational view of the new design for a showerhead with arm.
 The broken lines in the Figures are for illustrative purposes only and form no part of the claimed design.

1 Claim, 3 Drawing Sheets






FIG. 1

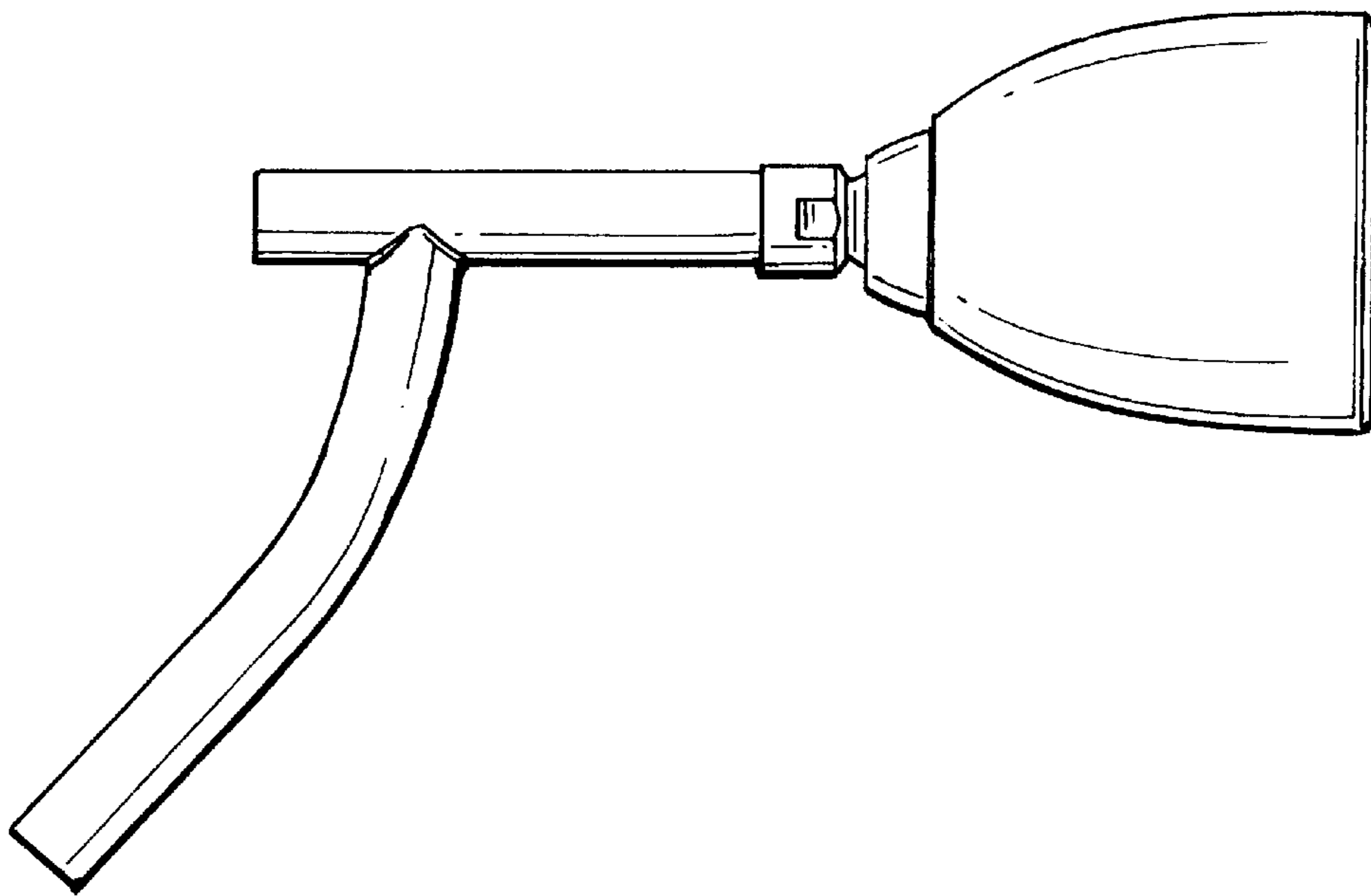


FIG. 2

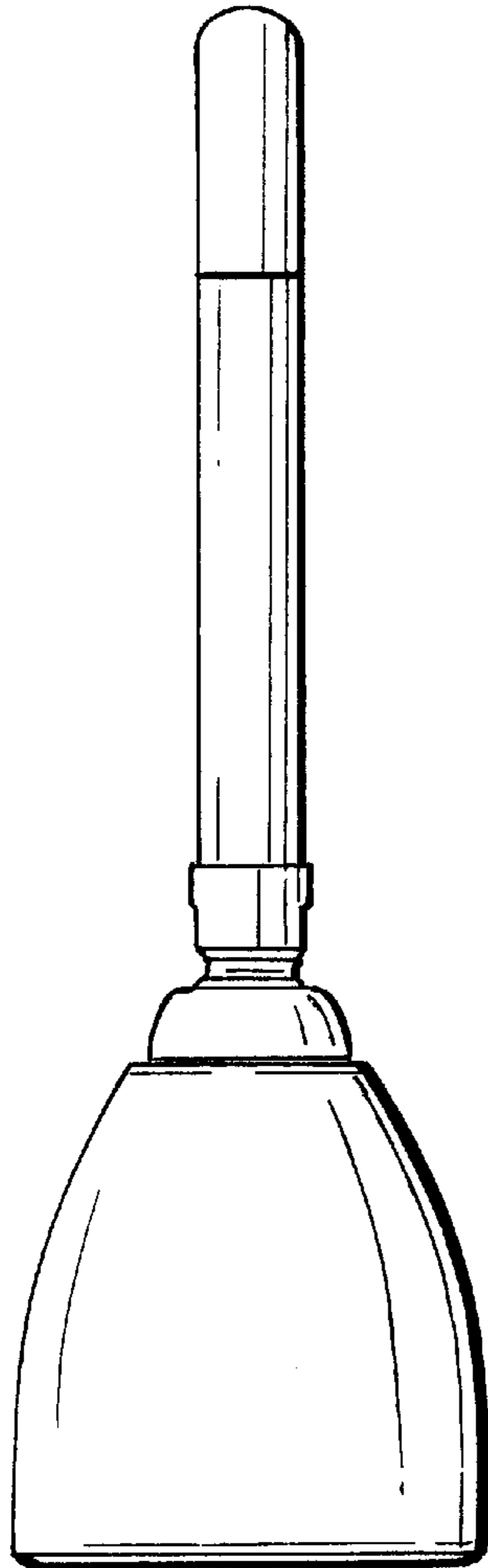


FIG. 3

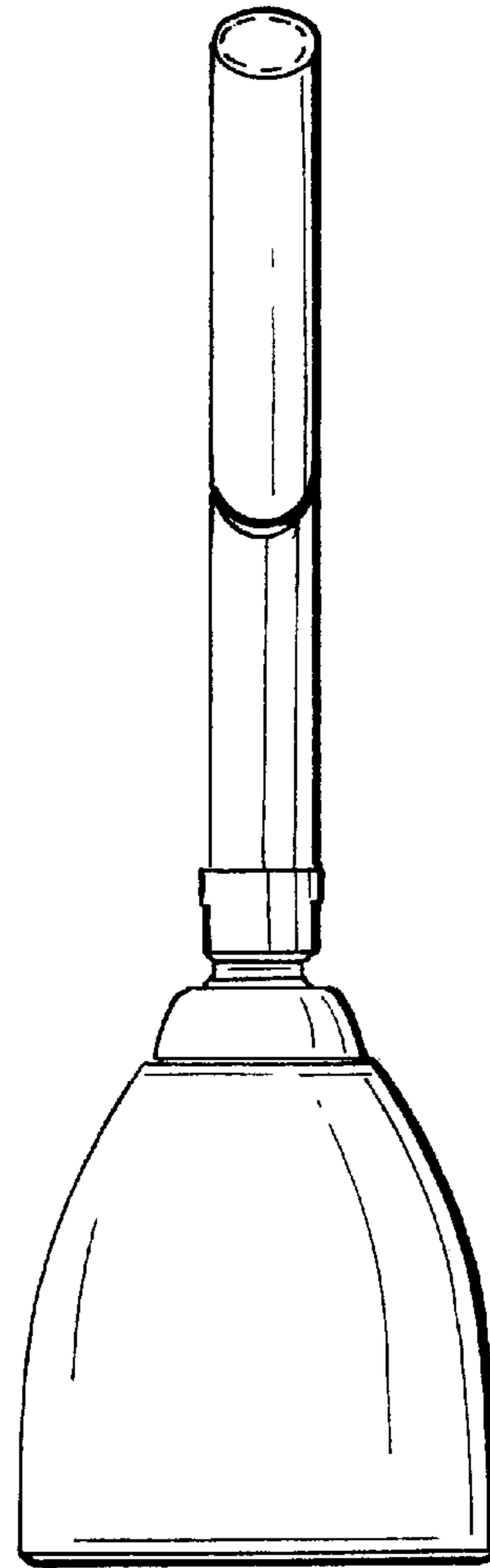


FIG. 4

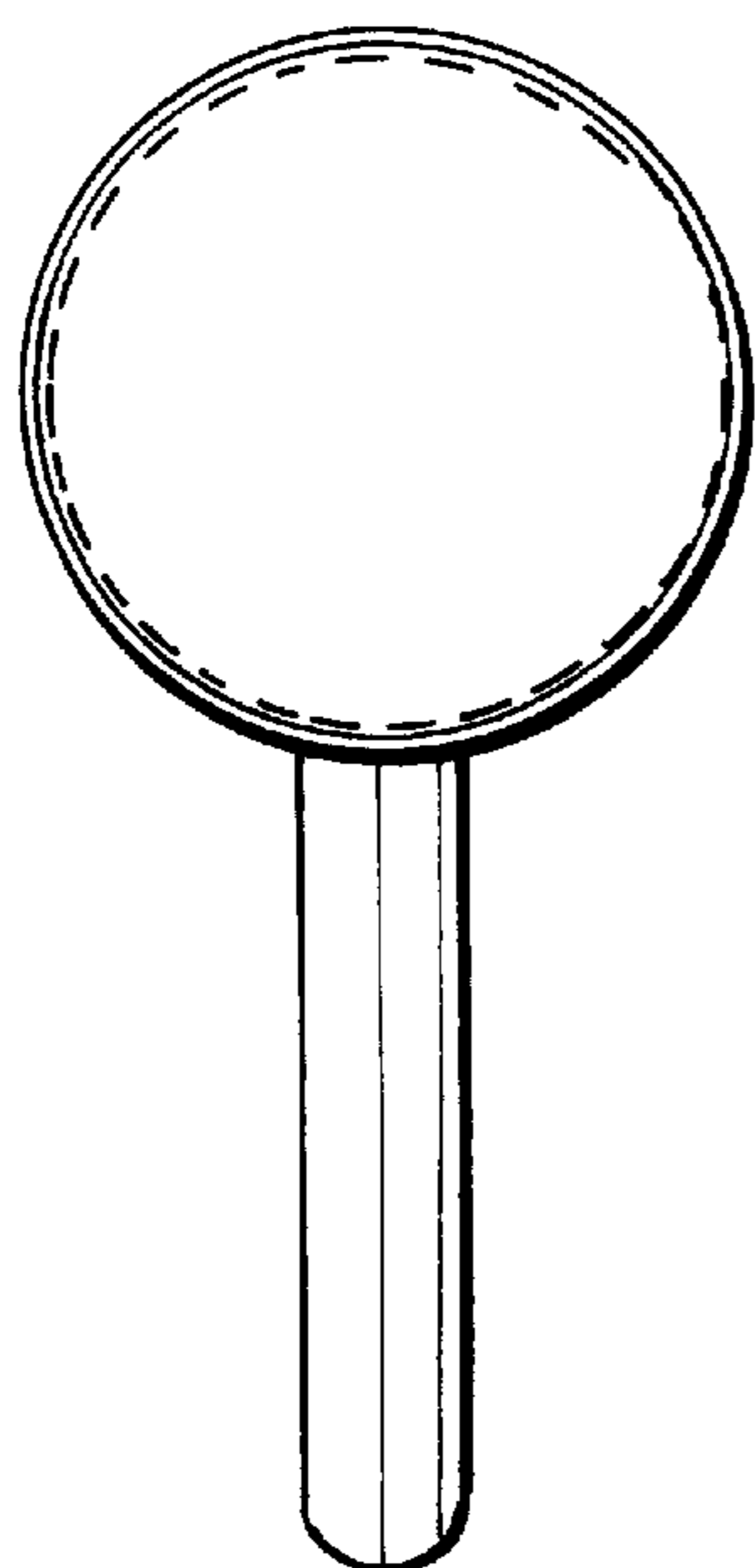


FIG. 5

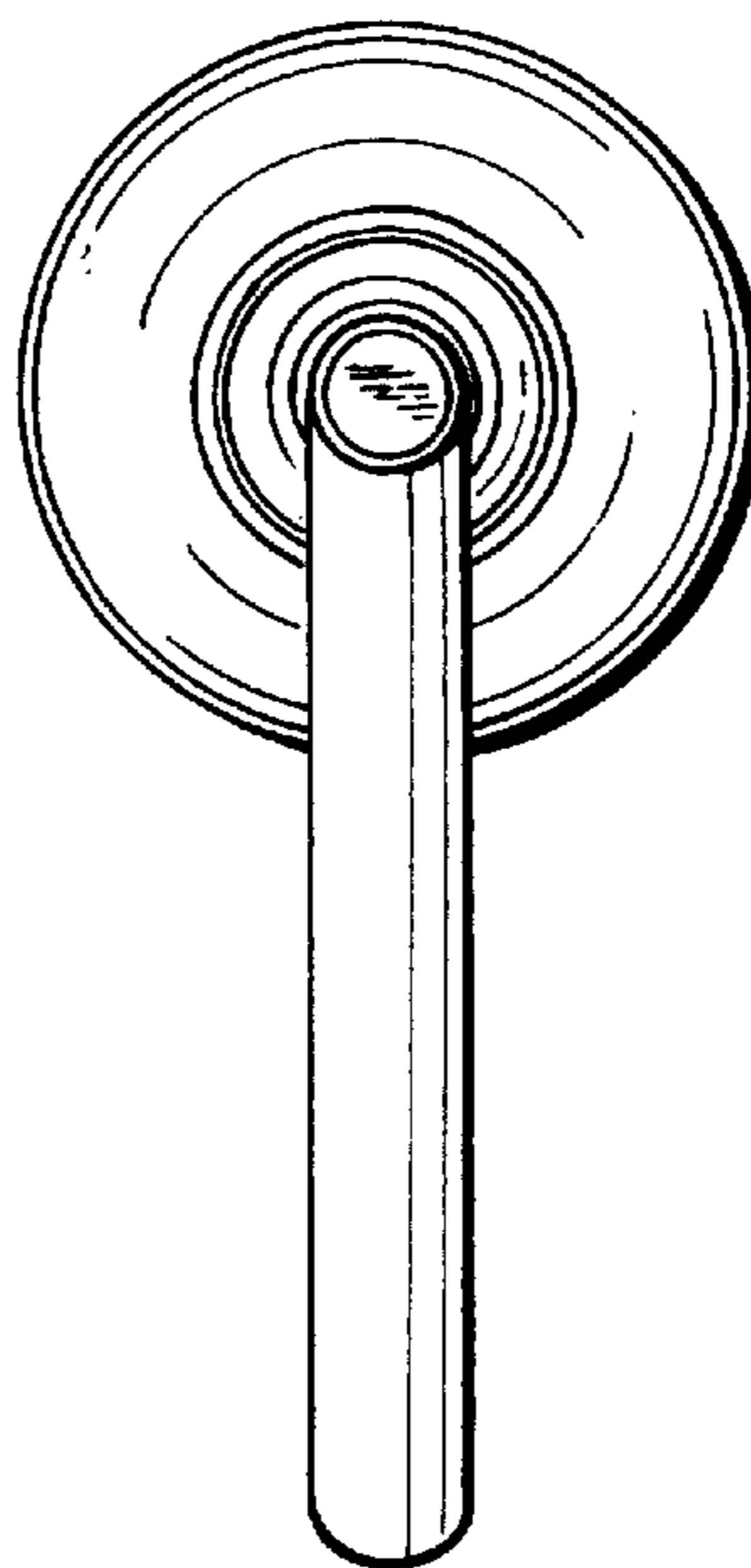


FIG. 6