

US00D520096S

(12) **United States Design Patent** (10) **Patent No.:** **US D520,096 S**
Prestwich (45) **Date of Patent:** **** May 2, 2006**

(54) **PUTTING AID FOR GOLFING**

6,461,246 B1 10/2002 Lee et al.

(76) Inventor: **Robert D. Prestwich**, 1377 N. Gale
Mountain Rd., Pocatello, ID (US)
83204

* cited by examiner

Primary Examiner—Mitchell Siegel

(74) *Attorney, Agent, or Firm*—Tom Hamill

(**) Term: **14 Years**

(57) **CLAIM**

(21) Appl. No.: **29/185,441**

I claim the ornamental design for putting aid for golfing, as shown and described in the figures and specification attached hereto.

(22) Filed: **Jun. 30, 2003**

(51) **LOC (8) Cl.** **21-02**

(52) **U.S. Cl.** **D21/791**

(58) **Field of Classification Search** 473/251–254,
473/278, 218, 268, 257, 162, 264, 265; D21/789,
D21/791

See application file for complete search history.

DESCRIPTION

FIG. 1 is a top view of the putting aid for golfing. The broken lines shown in FIG. 1 are for illustrative purposes only and do not comprise any part of the claimed design.

FIG. 2 is a bottom side view of the putting aid for golfing. FIG. 3 is a front side view of the putting aid for golfing, the undisclosed opposite side being identical.

FIG. 4 is a right end view of the putting aid for golfing, the undisclosed opposite side being identical.

FIG. 5 is a top view of the putting aid for golfing, with the line 6—6 forming no part of the claimed design.

FIG. 6 is a cutaway view taken along line 6—6 of FIG. 5, showing the design of the aperture.

FIG. 7 is a top view of a second embodiment of the putting aid for golfing. The broken lines shown in FIG. 7 are for illustrative purposes only and do not comprise any part of the claimed design.

FIG. 8 is a bottom side view of the second embodiment of the putting aid for golfing.

FIG. 9 is a front side view of the second embodiment of the putting aid for golfing, the undisclosed opposite side being identical.

FIG. 10 is a right end view of the second embodiment of the putting aid for golfing, the undisclosed opposite side being identical.

FIG. 11 is a top view of the second embodiment of the putting aid for golfing, with the line 12—12 forming no part of the claimed design; and,

FIG. 12 is a cutaway view taken along line 12—12 of FIG. 11, showing the design of the aperture of the second embodiment of the putting aid for golfing.

(56) References Cited

U.S. PATENT DOCUMENTS

3,038,726	A	*	6/1962	Hesidence	473/162
3,312,474	A	*	4/1967	Mitchell	473/264
3,332,688	A		7/1967	Gevertz	
3,753,563	A		8/1973	Previte, Jr.	
3,899,180	A		8/1975	Rodman	
4,544,160	A		10/1985	Miner	
4,620,708	A		11/1986	Meyer et al.	
D307,618	S	*	5/1990	Croghan	D21/792
5,011,154	A		4/1991	Bowen	
5,024,442	A		6/1991	Sindelar, Sr.	
5,125,665	A		6/1992	Sindelar, Sr.	
D331,437	S		12/1992	Wood	
D338,512	S	*	8/1993	Crow et al.	D21/791
5,320,355	A		6/1994	Johnson	
D354,107	S	*	1/1995	Kueng et al.	D21/791
5,393,065	A		2/1995	LeQuyey	
5,429,368	A		7/1995	Adams	
5,443,265	A	*	8/1995	Wheeler	473/257
5,527,041	A		6/1996	Terry, III et al.	
D387,836	S	*	12/1997	Farnsworth	D21/791
6,019,685	A		2/2000	Fonseca et al.	
6,129,639	A		10/2000	Brock et al.	
6,159,106	A		12/2000	Adams	
D460,139	S	*	7/2002	Bradbury	D21/792
6,443,852	B1		9/2002	Kim	

1 Claim, 4 Drawing Sheets

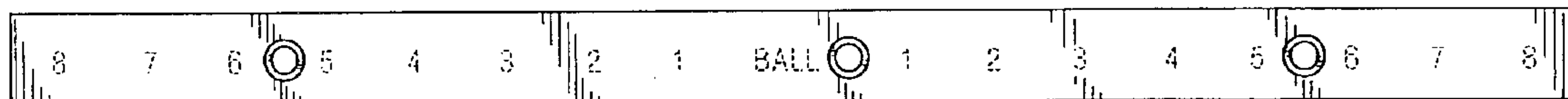


Fig.1

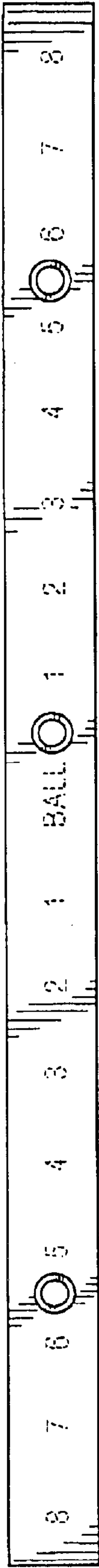


Fig.2

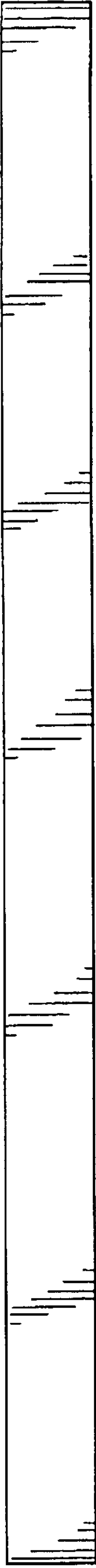


Fig.3




Fig.4




Fig.5

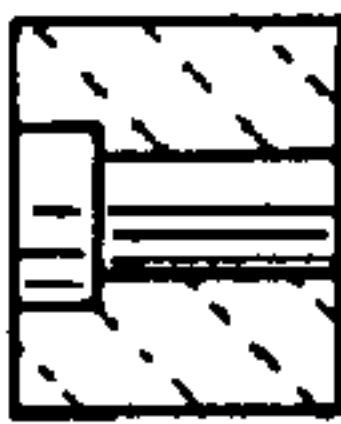
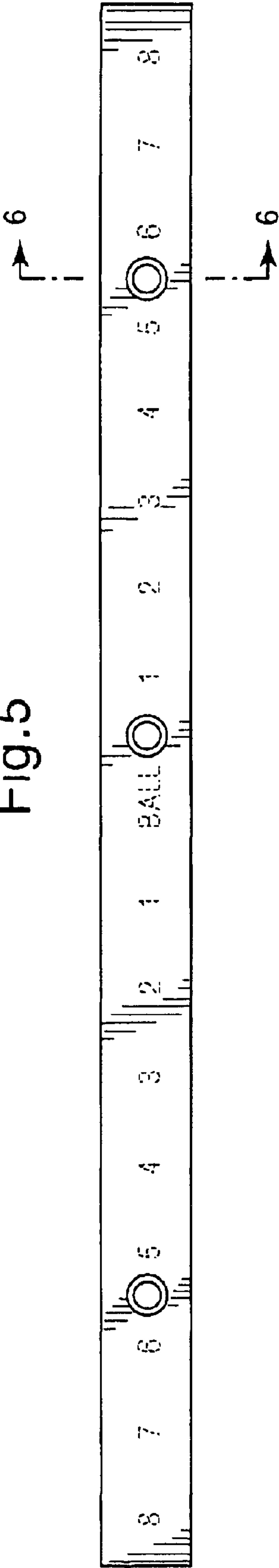


Fig.6

Fig.7

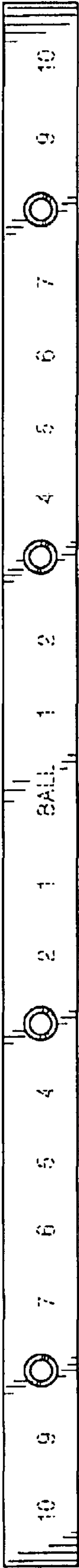


Fig.8




Fig.9




Fig.10



Fig.11

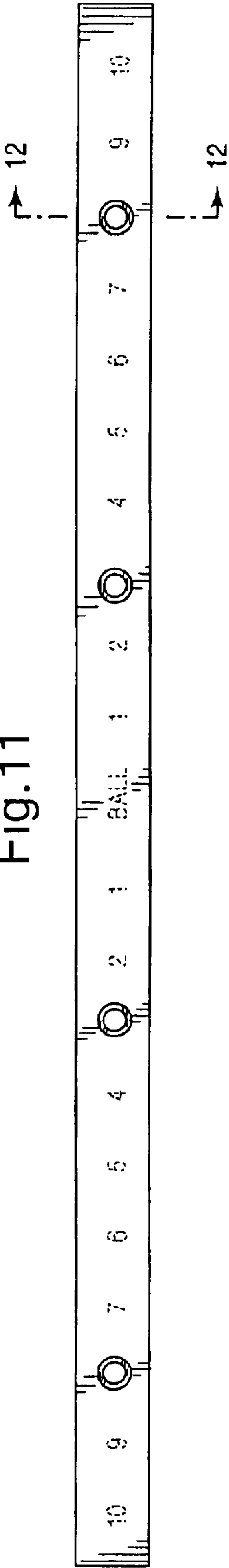


Fig.12

