



US00D520091S

(12) **United States Design Patent**
Leadbetter et al.

(10) **Patent No.:** **US D520,091 S**

(45) **Date of Patent:** **** May 2, 2006**

(54) **GOLF TRAINING GRIP**

(75) Inventors: **David Leadbetter**, Orlando, FL (US);
F. Blaik Shew, Orlando, FL (US)

(73) Assignee: **Swing King, LLC**, Champions Gate,
FL (US)

(**) Term: **14 Years**

(21) Appl. No.: **29/214,246**

(22) Filed: **Sep. 29, 2004**

(51) **LOC (8) Cl.** **21-02**

(52) **U.S. Cl.** **D21/758**

(58) **Field of Classification Search** D21/753,
D21/756-759; 473/300-303, 201-206
See application file for complete search history.

(56) **References Cited**

U.S. PATENT DOCUMENTS

D215,314 S * 9/1969 Jackson D21/756
D341,178 S * 11/1993 Rice et al. D21/756
5,299,802 A * 4/1994 Bouchet-Lassale 473/206

D395,477 S * 6/1998 Vela D21/756
D433,086 S * 10/2000 Snyder D21/747
D444,193 S * 6/2001 Dodson D21/725
6,648,770 B1 * 11/2003 Snyder 473/238

* cited by examiner

Primary Examiner—Mitchell Siegel

(74) *Attorney, Agent, or Firm*—Allen, Dyer, Doppelt,
Milbrath & Gilchrist, P.A.

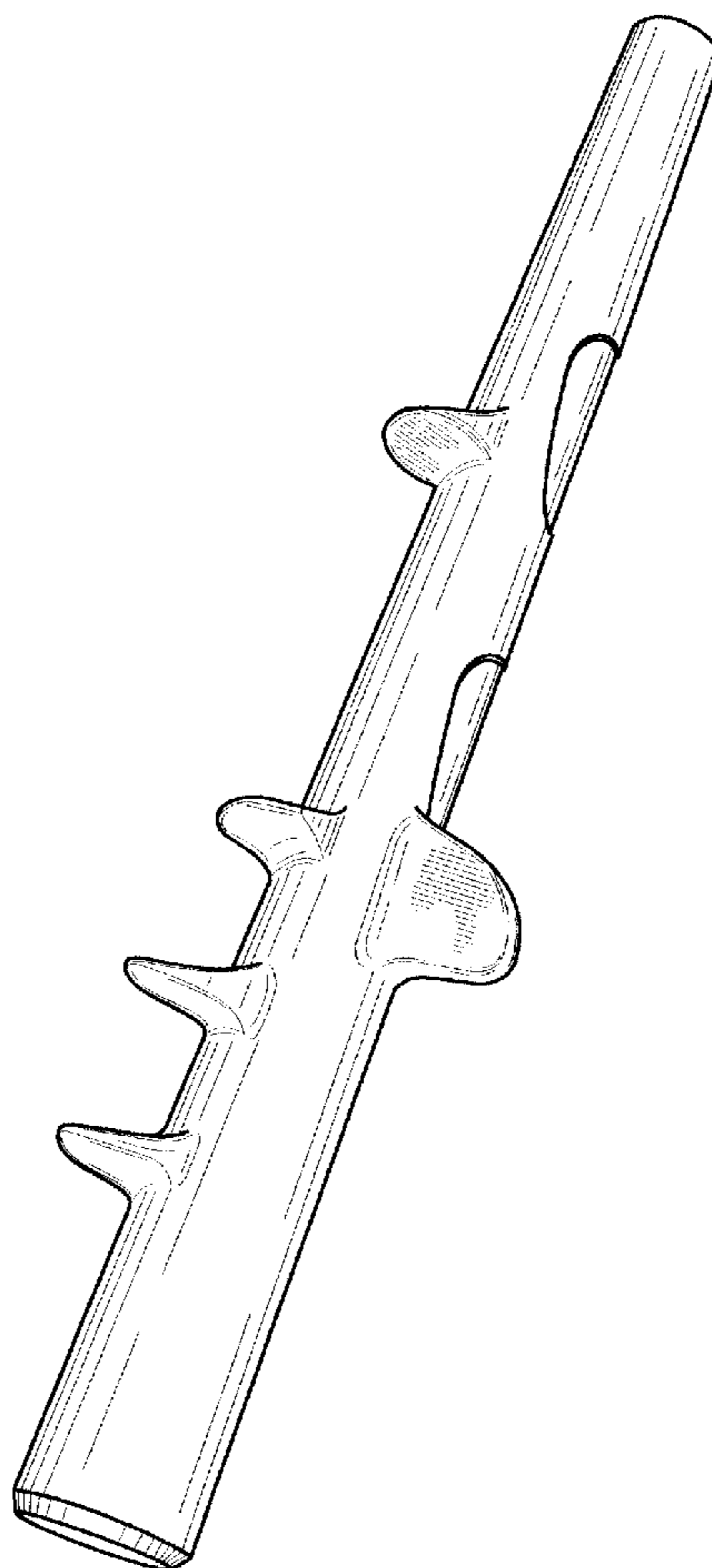
(57) **CLAIM**

The ornamental design for a golf training grip, as shown and described.

DESCRIPTION

FIG. 1 is a front right perspective view of a golf club training grip showing our new design;
FIG. 2 is a right side elevation view thereof;
FIG. 3 is a rear elevation view thereof;
FIG. 4 is a left side elevation view thereof;
FIG. 5 is a front elevation view thereof;
FIG. 6 is a top end view thereof; and,
FIG. 7 is a bottom end view thereof.

1 Claim, 3 Drawing Sheets



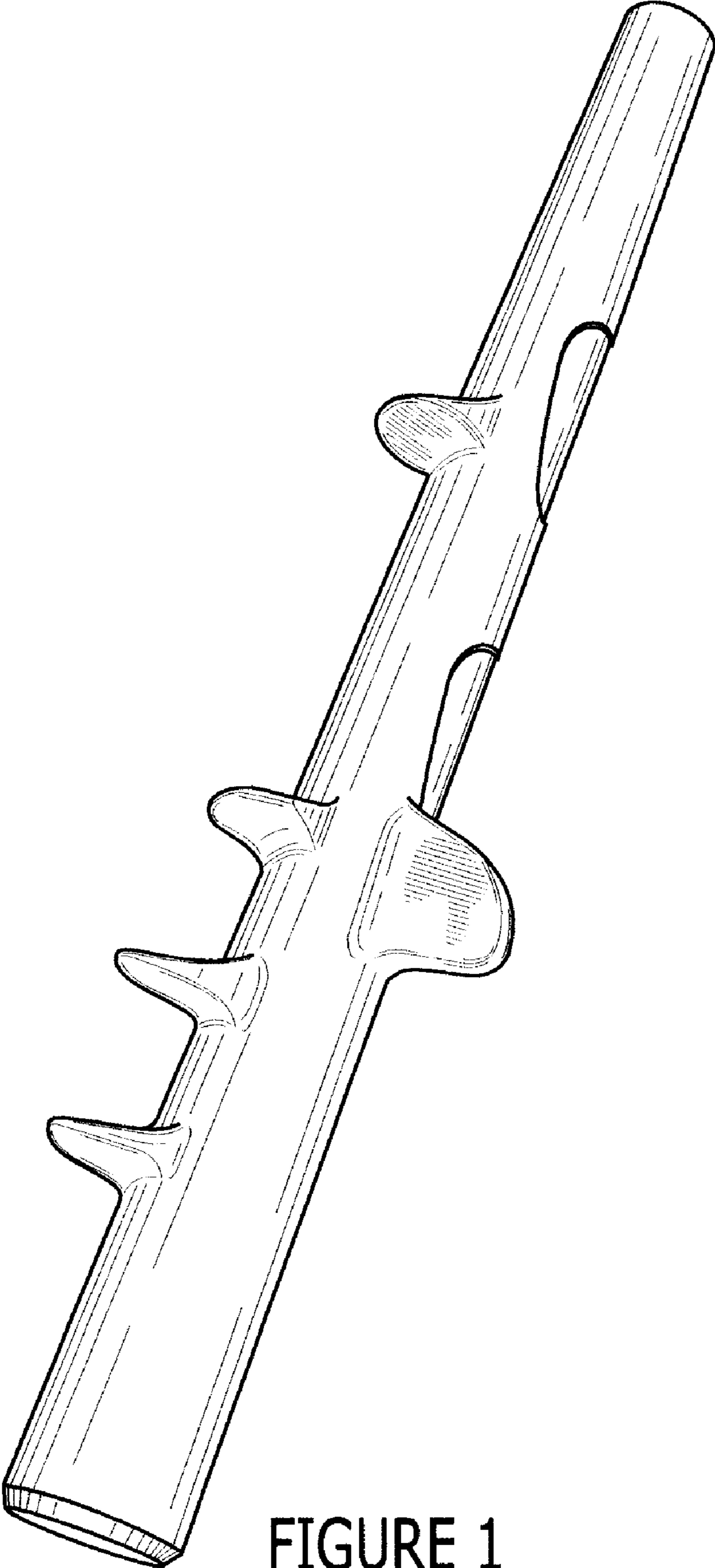


FIGURE 1

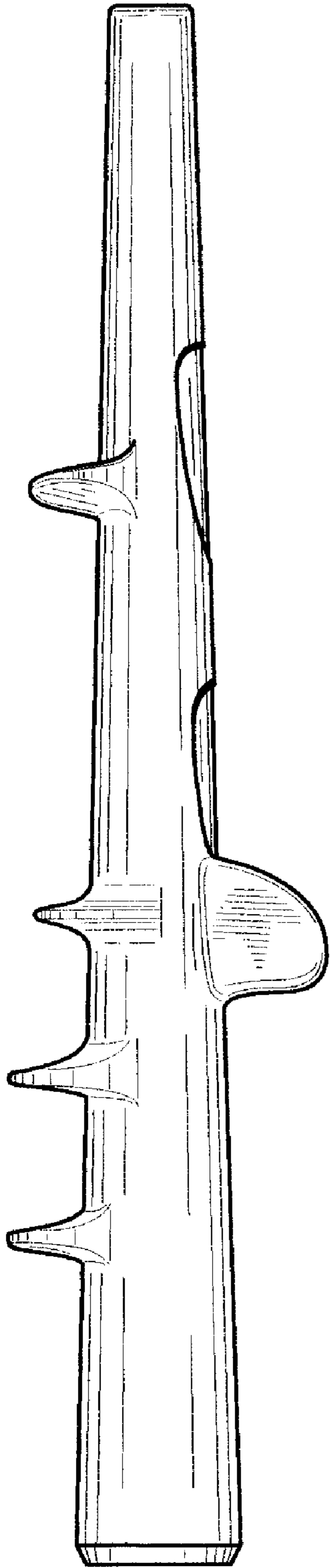


FIGURE 2

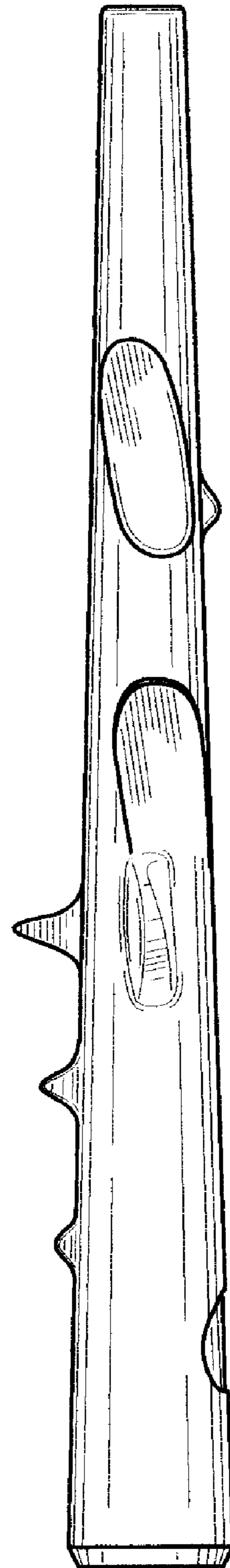


FIGURE 3

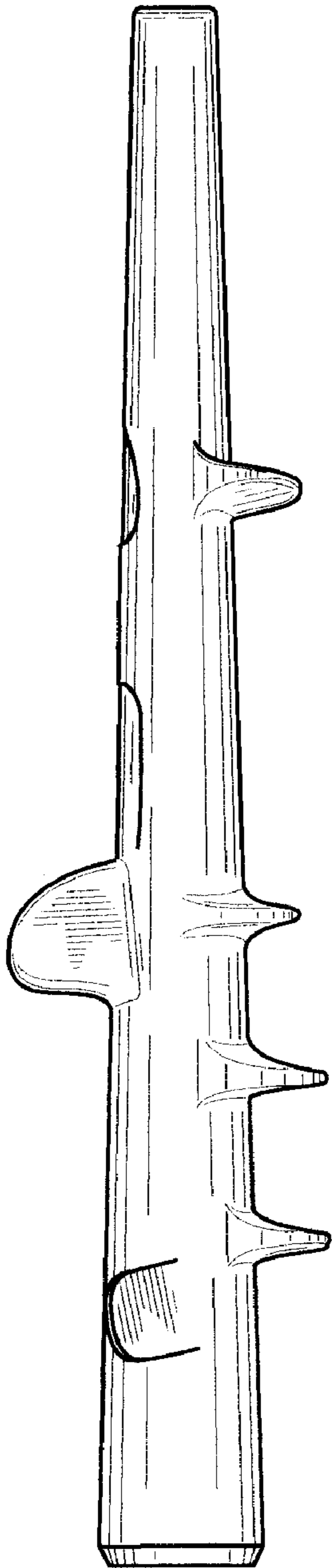


FIGURE 4

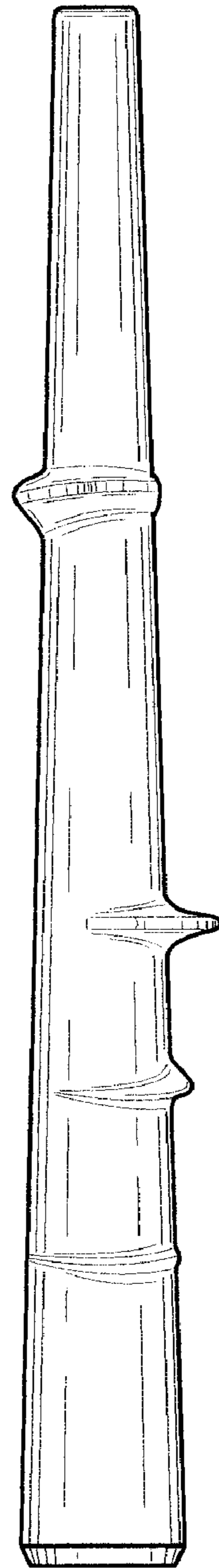


FIGURE 5

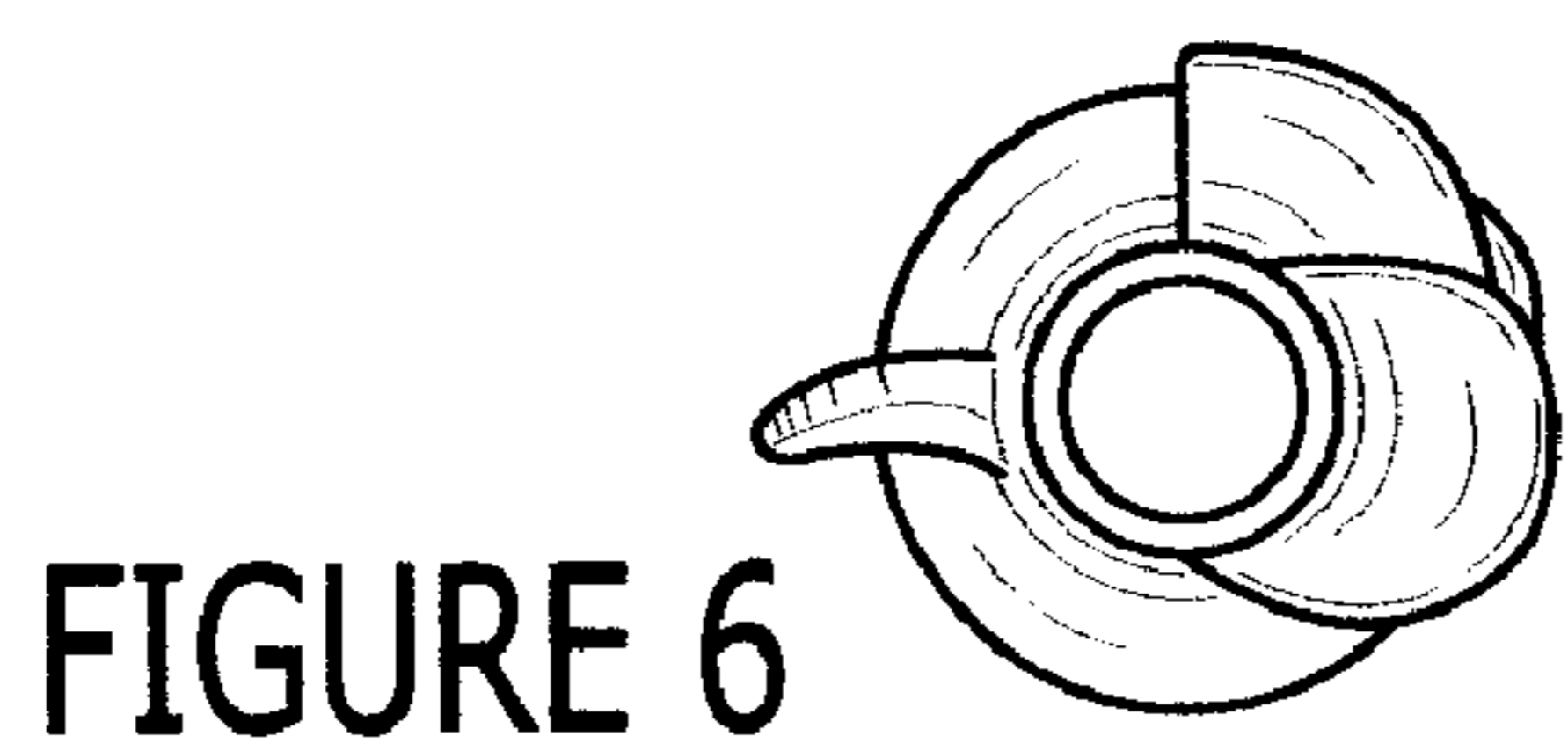


FIGURE 6




FIGURE 7