



US00D520081S

(12) **United States Design Patent**
Hatcher

(10) **Patent No.:** **US D520,081 S**

(45) **Date of Patent:** **** May 2, 2006**

(54) **PNEUMATIC LAUNCHER SHOULDER STOCK**

(76) Inventor: **Forest A Hatcher**, P.O. Box 1555,
Flagler Beach, FL (US) 32136

(**) Term: **14 Years**

(21) Appl. No.: **29/207,306**

(22) Filed: **Jul. 1, 2004**

(51) **LOC (8) Cl.** **21-01**

(52) **U.S. Cl.** **D21/573**

(58) **Field of Classification Search** D21/567,
D21/570, 572-575; D22/100, 103, 104, 108,
D22/109, 115; 124/56, 65, 70-74, 76, 77
See application file for complete search history.

(56) **References Cited**

U.S. PATENT DOCUMENTS

D201,190 S	*	5/1965	Constan	D21/573
D204,284 S	*	4/1966	Ryan	D21/573
D206,669 S	*	1/1967	Hirsch	D21/573
D324,557 S	*	3/1992	Livingston	D22/103
D367,685 S	*	3/1996	Luk	D21/572
D382,037 S	*	8/1997	Scott et al.	D22/103
D405,148 S	*	2/1999	Langevin et al.	D22/103

D423,610 S * 4/2000 Lebensfeld et al. D21/573

* cited by examiner

Primary Examiner—Holly Baynham
Assistant Examiner—Cynthia M. Chin

(57) **CLAIM**

The ornamental design for a pneumatic launcher shoulder stock, as shown and described.

DESCRIPTION

FIG. 1 is a left side view of the design; the right side of the design is a mirror image of the left side

FIG. 2 is a left side view of the internal adjustable portion of the stock; the right side of the design is a mirror image of the left side

FIG. 3 is a left side view of the stock in the fully extended position; the right side of the design is a mirror image of the left side

FIG. 4 is a view of the front portion of the design

FIG. 5 is a view of the rear portion of the design; and, FIG. 6 is a bottom view of the design.

The design may be extended or collapsed in length, as shown in the drawings.

Elements are shown detached for clarity of illustration.

1 Claim, 6 Drawing Sheets




FIG. 1




FIG. 2




FIG. 3




FIG. 4




FIG. 5




FIG. 6

