



US00D520060S

(12) **United States Design Patent**  
**Kato**

(10) **Patent No.:** **US D520,060 S**

(45) **Date of Patent:** **\*\* May 2, 2006**

(54) **WRITING ROLL UNIT**

(75) Inventor: **Tetsuro Kato**, Nagoya (JP)

(73) Assignee: **Elmo Co., Ltd.**, Aichi (JP)

(\*\*) Term: **14 Years**

(21) Appl. No.: **29/190,023**

(22) Filed: **Sep. 12, 2003**

(30) **Foreign Application Priority Data**

Apr. 30, 2003 (JP) ..... 2003-012092

(51) **LOC (8) Cl.** ..... **19-06**

(52) **U.S. Cl.** ..... **D19/52; D16/235**

(58) **Field of Classification Search** ..... D16/232,  
D16/235; D19/36, 52, 89; 40/117, 471, 518,  
40/904; 242/538.2, 546.1; 353/44, 108, 109,  
353/DIG. 5; 434/411, 428

See application file for complete search history.

(56) **References Cited**

**U.S. PATENT DOCUMENTS**

1,443,558	A	*	1/1923	Bloomfield et al.	.....	40/518
1,665,747	A	*	4/1928	Loederer	.....	40/518
1,699,436	A	*	1/1929	Keen	.....	40/518
2,485,802	A	*	10/1949	Asachika	.....	40/518
2,699,627	A	*	1/1955	Matthews, Jr.	.....	108/28
2,787,070	A	*	4/1957	Idoine	.....	40/518
3,317,151	A	*	5/1967	Wright	.....	352/240

3,408,757	A	*	11/1968	McQuiston	.....	40/518
3,785,729	A	*	1/1974	Dasher et al.	.....	353/122
3,798,807	A	*	3/1974	Stewart	.....	40/471
4,178,709	A	*	12/1979	Ford et al.	.....	40/471
4,310,977	A	*	1/1982	Swenson	.....	40/518
4,908,711	A	*	3/1990	Majima et al.	.....	358/296
4,942,411	A	*	7/1990	Polston	.....	353/26 R
5,367,350	A	*	11/1994	Winfrey	.....	353/120
D363,317	S	*	10/1995	Sternberg et al.	.....	D21/334
5,918,395	A	*	7/1999	Hesmer	.....	40/518

\* cited by examiner

*Primary Examiner*—Caron D. Veynar

*Assistant Examiner*—Elizabeth Albert

(74) *Attorney, Agent, or Firm*—Koda & Androlia

(57) **CLAIM**

The ornamental design for a writing roll unit, as shown and described.

**DESCRIPTION**

FIG. 1 is a front elevational view of the writing roll unit showing my new design;

FIG. 2 is a rear elevational view thereof;

FIG. 3 is a top plan view thereof;


FIG. 4 is a bottom plan view thereof;

FIG. 5 is a right side elevational view thereof;


FIG. 6 is a left side elevational view thereof; and,

FIG. 7 is a perspective view taken from the front, top and right sides of the writing roll unit.


**1 Claim, 5 Drawing Sheets**



**Fig. 1**



**Fig. 2**



**Fig. 3**

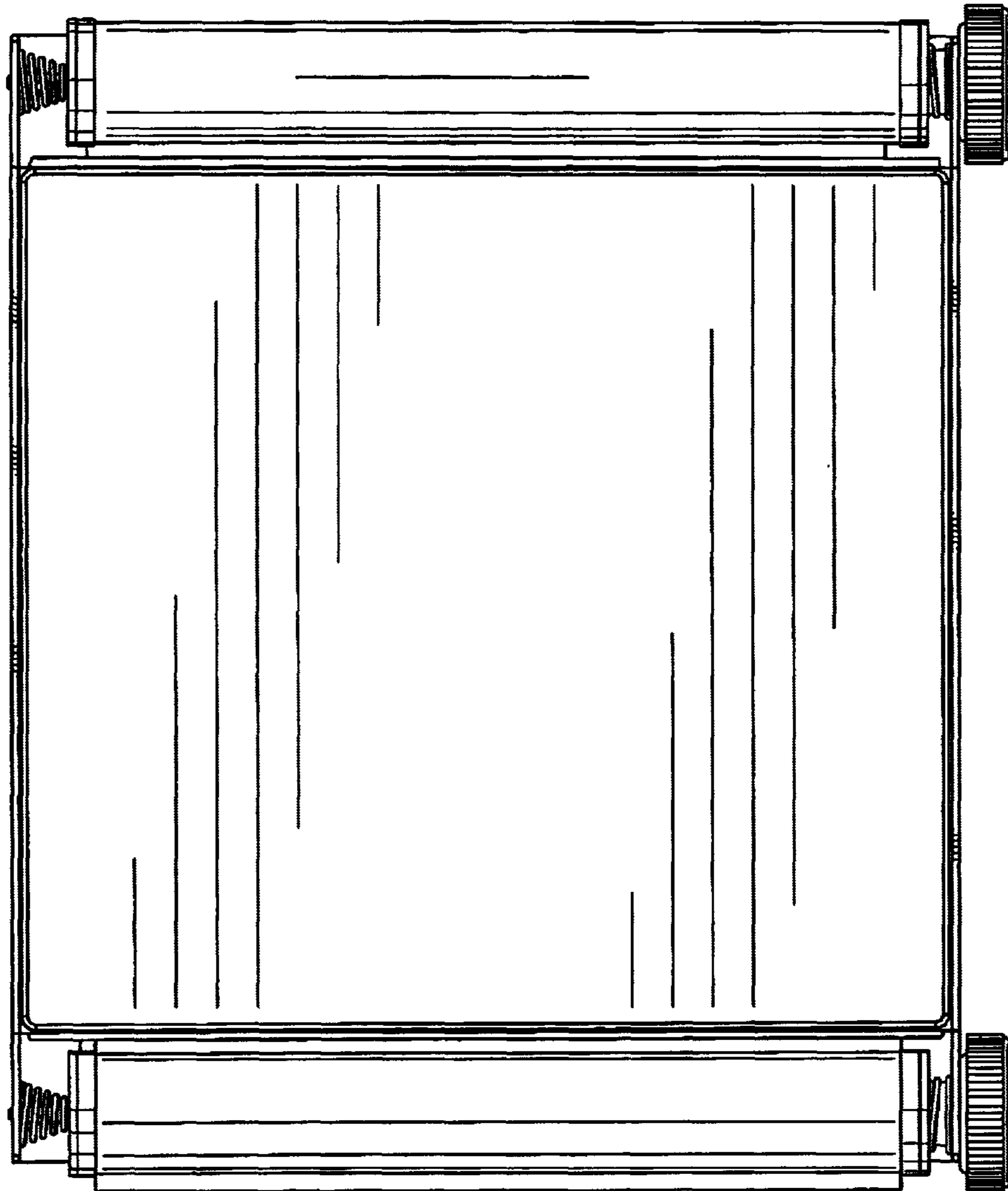
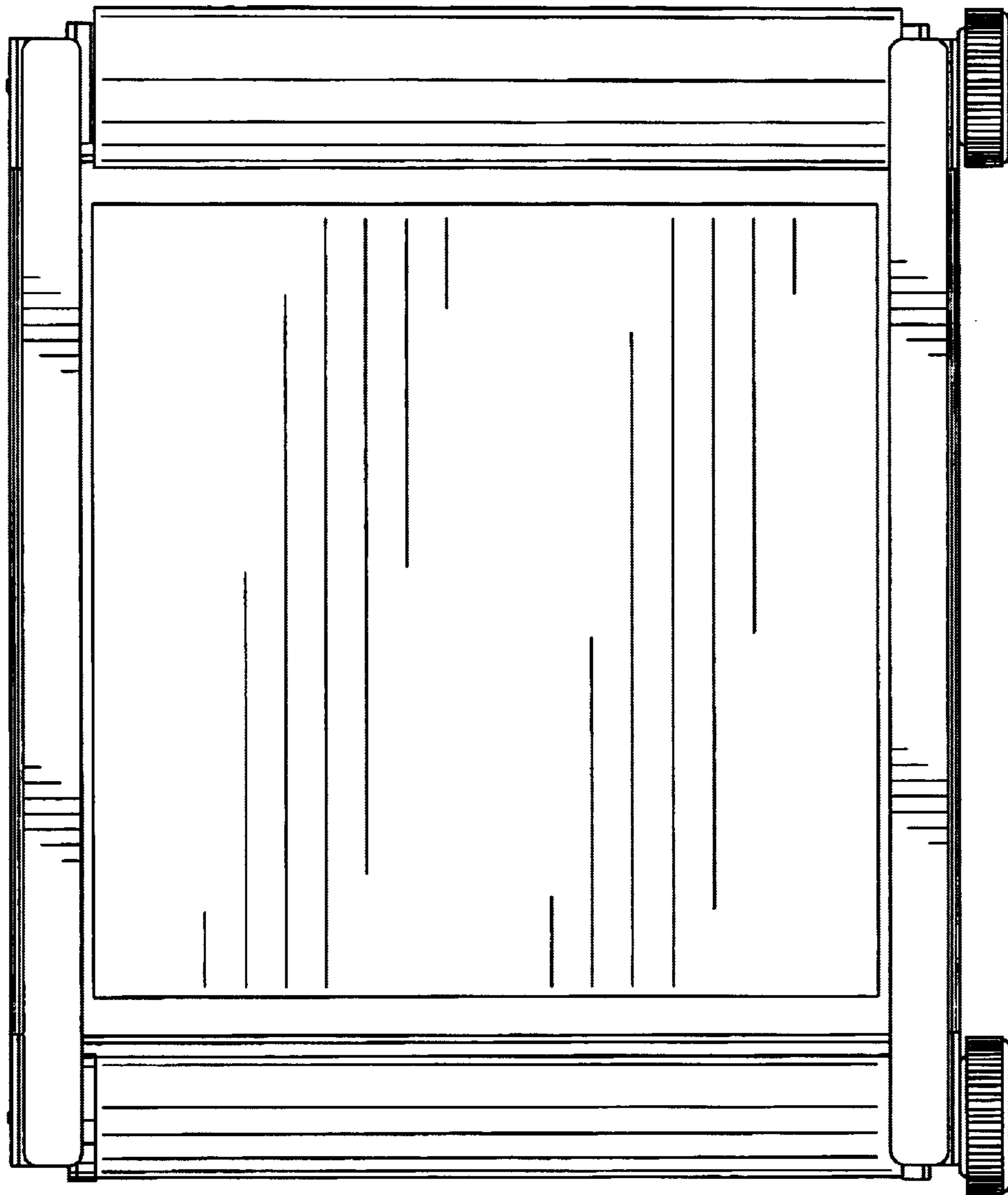




Fig. 4



**Fig. 5**



**Fig. 6**



**Fig. 7**

