

US00D520059S

(12) **United States Design Patent**  
**Shibata**

(10) **Patent No.:** **US D520,059 S**

(45) **Date of Patent:** **\*\* May 2, 2006**

(54) **MECHANICAL PENCIL**

(75) Inventor: **Tomoaki Shibata**, Tokyo (JP)

(73) Assignee: **Pentel Kabushiki Kaisha**, Tokyo (JP)

(\*\*) Term: **14 Years**

(21) Appl. No.: **29/197,948**

(22) Filed: **Jan. 22, 2004**

(30) **Foreign Application Priority Data**

Jul. 24, 2003 (JP) ..... 2003-021354

(51) **LOC (8) Cl.** ..... **19-06**

(52) **U.S. Cl.** ..... **D19/47**

(58) **Field of Classification Search** ..... D19/35,  
D19/36, 41, 42, 43, 44, 45, 46, 47, 48, 49,  
D19/50, 51, 54, 55, 56, 57; 401/6, 88, 99,  
401/104, 105, 106, 107, 108, 109  
See application file for complete search history.

(56) **References Cited**

**U.S. PATENT DOCUMENTS**

D394,455 S	*	5/1998	Izushima	.....	D19/48
D413,145 S	*	8/1999	Brescia et al.	.....	D19/51
D417,891 S	*	12/1999	Izushima	.....	D19/48
D436,622 S	*	1/2001	Rosenbaum	.....	D19/36
D436,996 S	*	1/2001	Izushima	.....	D19/47
D448,805 S	*	10/2001	Willat et al.	.....	D19/51

D451,549 S	*	12/2001	Willat et al.	.....	D19/51
D458,964 S	*	6/2002	Nakazawa	.....	D19/55
D466,156 S	*	11/2002	Nakazawa	.....	D19/51
D512,099 S	*	11/2005	Shibata	.....	D19/51

\* cited by examiner

*Primary Examiner*—Robert M. Spear

*Assistant Examiner*—C. J. Wright

(74) *Attorney, Agent, or Firm*—Adams & Wilks

(57) **CLAIM**

The ornamental design for a mechanical pencil, as shown and described.

**DESCRIPTION**

FIG. 1 is a front, right perspective view of a mechanical pencil showing my new design;  
 FIG. 2 is a front elevational view thereof;  
 FIG. 3 is a right side elevational view thereof, the left side being the same in appearance as the right side;  
 FIG. 4 is a rear elevational view thereof;  
 FIG. 5 is a top plan view thereof;  
 FIG. 6 is a bottom plan view thereof;  
 FIG. 7 is an explanatory front elevational view thereof showing an alternate state of use;  
 FIG. 8 is an explanatory right side elevational view thereof showing an alternate state of use; and,  
 FIG. 9 is a cross-sectional view taken along line 9—9 in FIG. 3.

**1 Claim, 2 Drawing Sheets**


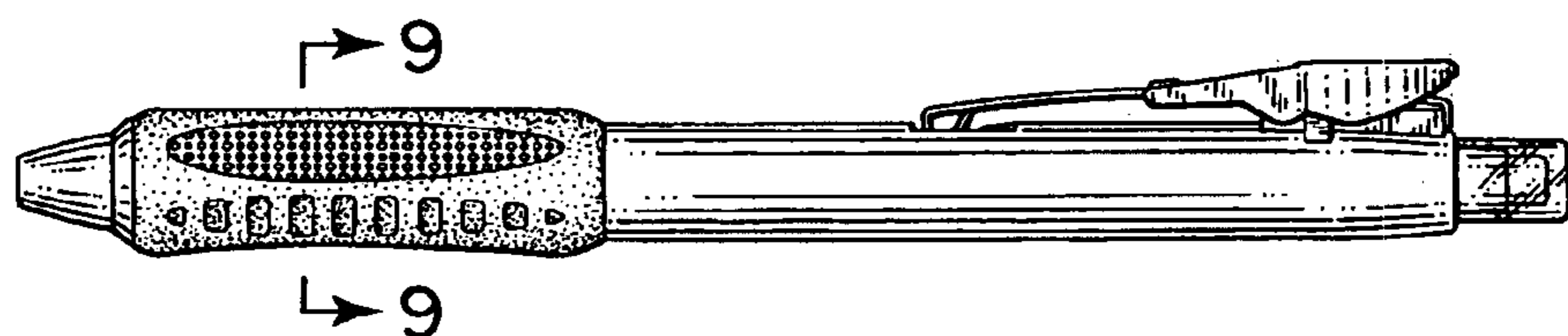


FIG. 1

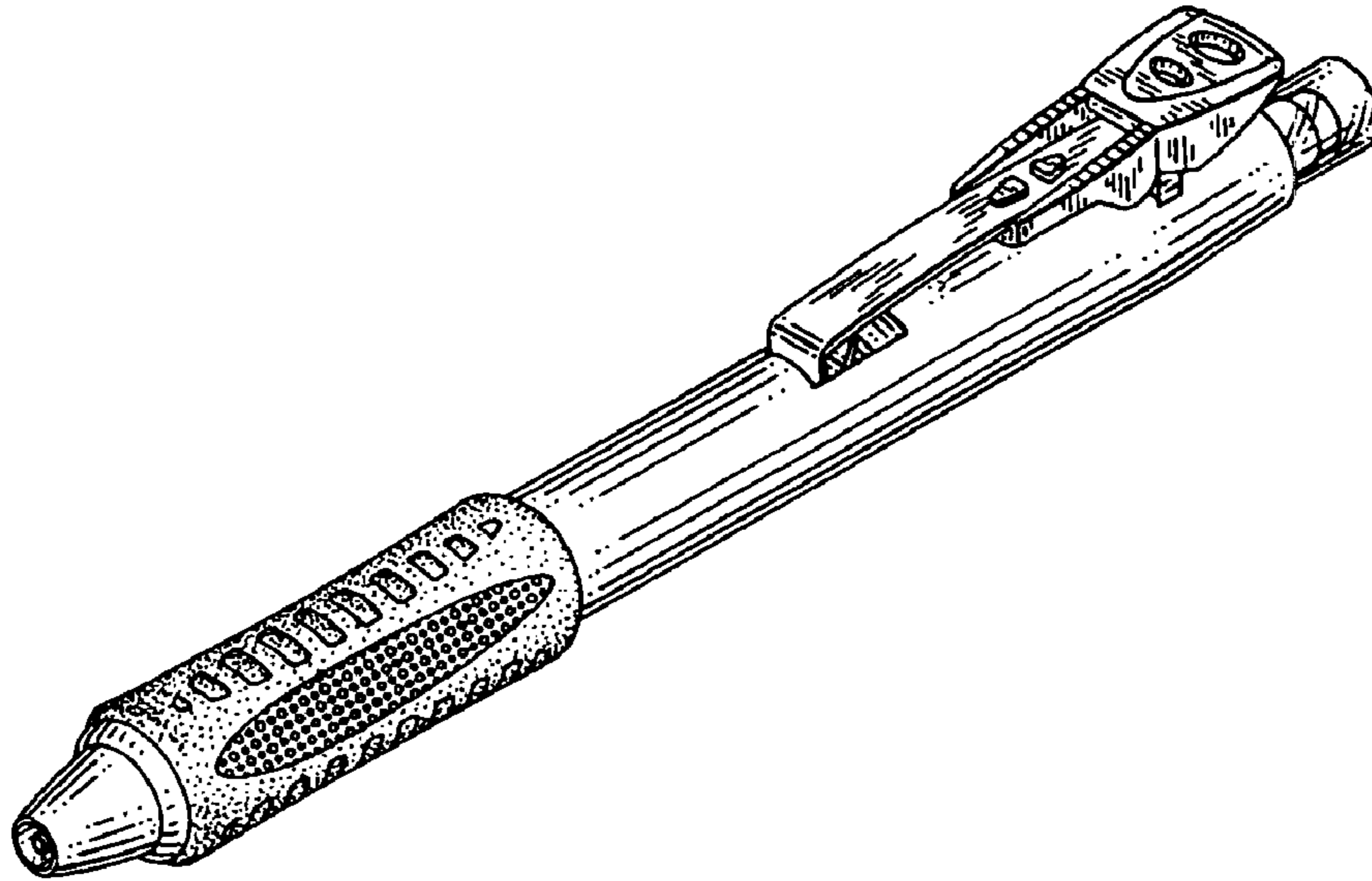


FIG. 2




FIG. 3

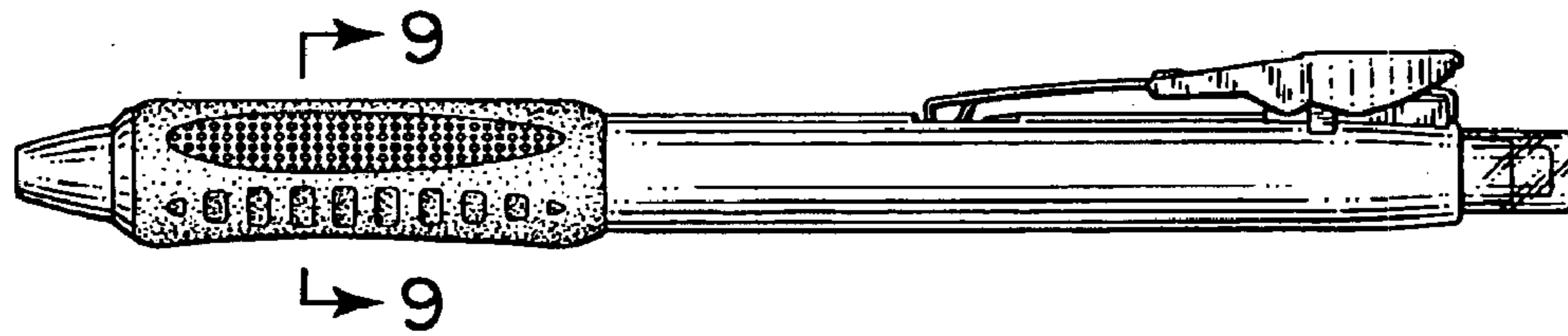


FIG. 4




FIG. 5




FIG. 6

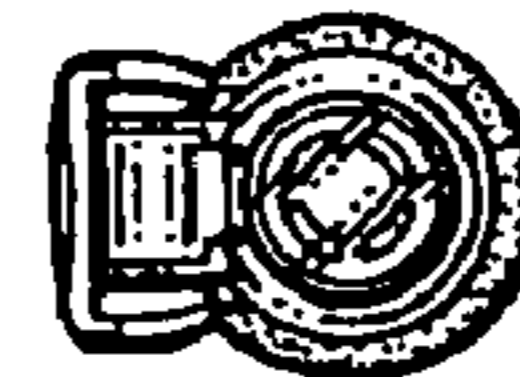


FIG. 7




FIG. 8




FIG. 9

